



# River Valley Charter School

Presentation to the LUSD Board of Trustees

June 20, 2024



# Fiscal Information

## 2023-2024 Estimated Actuals

### REVENUE SOURCES:

LCFF	\$2,695,156
State, Federal, and Local Funds \$942,126	
<b>TOTAL REVENUE</b>	<b>\$3,637,282</b>
<b>TOTAL EXPENDITURES</b>	<b>\$3,191,287</b>
<b>NET</b>	<b>\$445,994</b>

- The reserves that RVCS has accrued over the last 10-15 years have floated the school in the wake of the pandemic
- The reserves are being depleted due to low enrollment
- Without the state and federal one-time funds, RVCS would be in the red
- Slight increases in enrollment are helping to close the funding gap, and measures are in place to increase enrollment to ensure a stable economic future



## Enrollment Update

- Still experiencing low enrollment due to the pandemic
- P-2 ADA in 2023 was 223.41
- P-2 ADA in 2024 was 219.57
- RVCS ended the year with an enrollment of 230 students



# Average Daily Attendance

7th Grade = 97.97%

8th Grade = 96.78%

9th Grade = 99.14%

10th Grade = 98.98%

11th Grade = 98.81%

12th Grade = 99.46%

Overall ADA for 2023-2024 = **98.61%**

As an independent study school, River Valley's funding is based upon students' work completion. These attendance rates signify the percentage of independent study work completed by the students.

# Marketing Push to Increase Enrollment

## Niche Partnership Performance

PARTNERSHIP START DATE: DEC 2022

Your Niche partnership drives views and engagement with your school. The "Before Partnership" column contains baseline metrics in the 12 months prior to partnership. "Current Partnership Year" outlines performance of your Niche Profile in the current year of your partnership, projected through the end of your contract.

METRIC	BEFORE PARTNERSHIP (ACTUAL)	CURRENT PARTNERSHIP YEAR (PROJECTED)
Pageviews	539	3,214
Total Clicks	44	340
Apply Clicks	0	56
Visit Clicks	0	18
Other Website Clicks	44	224
YouTube/Instagram Clicks	0	42

	MAY	YTD	2023
Total Profile Views	197	1,444	2,970

Views by Location • Connections

## Peer School Performance

See how your school's Niche Audience compares to schools with similar characteristics. Interested in updating your current peer school list? [Contact your Partnerships Manager](#) to customize your list and select your 10 schools.

SCHOOL	VIEWS	CLICKS
<b>River Valley Charter School</b> LAKESIDE, CA Niche Partner	197	31
Literacy First Charter School EL CAJON, CA Niche Partner	374	74
La Jolla High School LA JOLLA, CA	312	2
Olympian High School CHULAVISTA, CA	169	4
Classical Academy High School ESCONDIDO, CA	157	2
Steele Canyon High School SPRING VALLEY, CA	145	5
High Tech High North County SAN MARCOS, CA	142	8
Escondido Charter High School ESCONDIDO, CA	103	13
Kearny High - Stanley E. Foster School of Engineering, Innovation, and Design SAN DIEGO, CA	81	4
School for Entrepreneurship & Technology SAN DIEGO, CA	78	0
Grossmont Middle College High School EL CAJON, CA	69	1



# Enrollment Data

## Spring 2023 Data (2/15/23-6/20/23)

Applications - **58**

Of the 58 applications, 43 students enrolled at RVCS and completed the first semester; 40 remained for the entire school year

RVCS lost 26 students throughout the school year, but gained 34 students since the start of the first day of school; 12 of the 34 students enrolled in February, March, and April

## Spring 2024 Data (2/15/24-6/20/24)

Applications - **94**

Grade 7 - 31

Grade 8 - 15

Grade 9 - 29

Grade 10 - 14

Grade 11 - 3

Grade 12 - 2

# Board and Staffing Changes

## RVCS Board Composition:

7 members:

- 3 parents of current students
- 3 staff members
- 1 community member

## Board Changes:

Parent Representatives of two seniors have exited their seats. Two newly elected parent representative will begin terms in the Fall.

## Staff Composition (as of 6/20/2024):

- 11 teachers (10 FT and 1 PT)
- 8 classified (2 FT, 5 PT)
- 1 counselor
- 1 administrator
- 1 dean

## Staff Information:

New school counselor was hired in September to replace Mrs. Ditomaso

1 staff member left RV (Relocating out of state). This position will be absorbed by current staff.

3 staff members were given pink slips this year

Staff members have been notified that a reduction in force is likely to occur

# Assessment Data

## MAP Growth Academic Achievement: Reading K-12

Grade	Total # of Students Tested FA '23	FA '23 Mean RIT Score	% of Students at/above Mean RIT	Total # of Students Tested SP '24	SP '24 Mean RIT Score	% of Students at/above Mean RIT	Growth FA '23 to SP '24
7	21	222.2	71%	26	223.3	69%	1.1
8	27	227.4	81%	34	227.6	71%	0.2
9	37	228.8	78%	36	230.4	78%	1.6
10	37	233.4	78%	34	236.4	85%	3
11	25	229.6	76%	23	231.2	65%	1.6
12	19	230.6	74%	18	233.5	89%	2.9




## MAP Growth Academic Achievement: Math K-12

Grade	Total # of Students Tested FA '23	FA '23 Mean RIT Score	% of Students at/above Mean RIT	Total # of Students Tested SP '24	SP '24 Mean RIT Score	% of Students at/above Mean RIT	Growth FA '23 to SP '24
7	20	222.2	65%	12	232.3	58%	10.1
8	24	229.6	62%	30	236.3	67%	6.7
9	26	238.2	77%	29	244.9	72%	6.7
10	7	N/A	N/A	16*	269.1*	100%*	N/A
11	32	246.5	81%	30	252.3	87%	5.8
12	18	247.9	72%	17	255.4	82%	7.5



# Assessment Results

Spring 2023 Advanced Placement (AP) Literature & Composition Exam (taken in May, results released in July)

 STUDENTS TAKING EXAM		 MEAN SCORE		 % SCORES 3 OR HIGHER	
YOUR GROUP	SCHOOL	YOUR GROUP	SCHOOL	YOUR GROUP	SCHOOL
<b>34</b>	<b>34</b>	<b>4.12</b>	<b>4.12</b>	<b>97.1%</b>	<b>97.1%</b>
CA	GLOBAL	CA	GLOBAL	CA	GLOBAL
56,635	355,790	3.24	3.26	75.6%	77.2%

Spring 2023 Advanced Placement (AP) Spanish Language and Culture Exam (taken in May, results released in July)

 STUDENTS TAKING EXAM		 MEAN SCORE		 % SCORES 3 OR HIGHER	
YOUR GROUP	SCHOOL	YOUR GROUP	SCHOOL	YOUR GROUP	SCHOOL
<b>9</b>	<b>9</b>	<b>4.00</b>	<b>4.00</b>	<b>100.0%</b>	<b>100.0%</b>
CA	GLOBAL	CA	GLOBAL	CA	GLOBAL
44,823	162,665	3.66	3.60	87.0%	83.8%

# Assessment Results (cont.)

10th grade PSAT Results (taken in October)

## River Valley Charter School




PSAT/NMSQT | Fall 2023 | 10th Grade

[View Students](#)  [Excel Export](#) 

Mean Score

Section Benchmark Performance

### Total

	# of Testers	Score Distribution	Mean Total Score (320-1520) 
School	18		320  1520
District	18		320  1520
State	95,493		320  1520
All Testers	1,522,551		320  1520


# Assessment Results (cont.)

10th grade PSAT Results (taken in October)

## Math

	# of Testers	Score Distribution	Mean Math Score (160-760) ⓘ
School	18		160  515  760
District	18		160  515  760
State	95,493		160  443  760
All Testers	1,522,551		160  446  760

# Student Accomplishments

- 
- Luca Abboud and Cameron Munteneau participated in the Western Regionals Polo Championship & went to Nationals in March
  - Zoe Douglas - became the first person to hold the titles of Junior Miss Lakeside, Teen Miss Lakeside, and Miss Lakeside
  - Autumn Sly - was crowned Miss Santee
  - Girls Varsity Soccer team - runner-up in league for CIF
  - Jada Langely represented RVCS students at Laurels for Leaders
  - Senior class of 2024 took a combined **208** college courses through dual enrollment
  - Liam Rodriguez was named a National Merit Finalist through The CollegeBoard

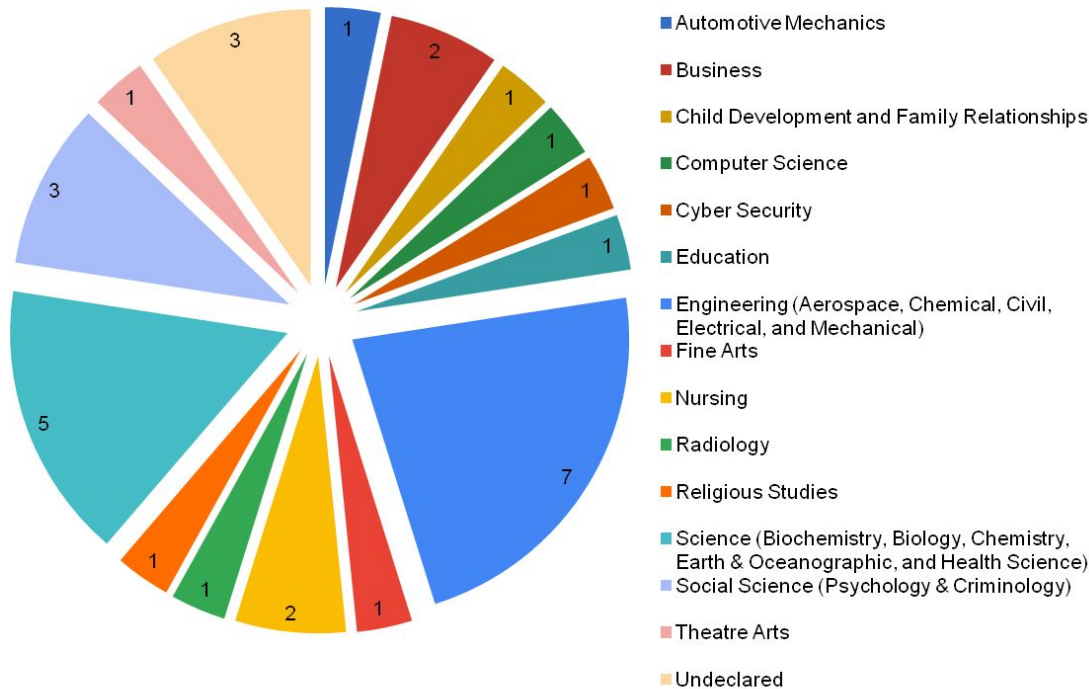
# 2024 Senior Class



College	15 students - community college 17 students - 4 year college/university
Trade School	6 students - Butchery , Electrician (2), and Welding Apprenticeships, Medical Esthetician, and Medical Imaging
Military	1 student - United States Navy
Other	2 students - Workforce

# And off they go....

## College Majors of the Graduation Class of 2024



2024 graduates are planning to attend the following schools:

- Bowdoin College**
- Brigham Young University**
- Cal Baptist University**
- California Polytechnic State University, Humboldt**
- California Polytechnic State University, San Luis Obispo**
- California State University, Fullerton**
- Cuyamaca College**
- Embry-Riddle Aeronautical University**
- Grossmont College**
- Mesa College**
- Northern Arizona University**
- Point Loma Nazarene University**
- Purdue University**
- San Diego State University**
- Southwestern College**
- University of California, Davis**
- University of Tennessee**


# Community Engagement

River Valley participated in and hosted several community events this school year:

- Rhythm 'n Brews
- El Cajon Oktoberfest
- RVCS Trunk or Treat
- Lakeside Spirit of Christmas
- RVCS Jog-A-Thon/Community Vendor Fair
- Lakeside Western Days Parade
- German American Society Maifest
- RVCS continued its partnership with Cook Media
- Lakeside Optimist Spaghetti Dinners
- RV students competed in FIRST Robotics



# 2023-2024 Highlights



- RVCS continued providing support for students' mental, social, and emotional wellbeing by contracting with a LMFT
- Continued partnership with City Hope for students to learn trauma-informed practices to support peers
- RVCS continued to provide targeted support for students experiencing learning loss, especially in math by providing a double math class to eligible students and access to onsite and online tutoring
- Added Flag Football as an extracurricular sport for high school students
- Continued partnership with Ingenuity Charter School to offer students a summer school option
- RVCS students' artwork is displayed at Rady's Children's Hospital and the San Diego County Fair
- Projects Week Jewelry Auction raised \$350 for donation to Rady's Children's Hospital
- RVCS Varsity Swim Coach, Casey King, was named Coach of the Year for CIF Summit League
- RVCS had the WASC Mid-cycle visit and we remain accredited through June 30, 2027

*This year alone River Valley students dedicated a combined total of **76 hours** to cleaning our beaches, waterways, and local communities cleaning nearly **3 miles** of coastline and collecting over **63 pounds** of pollution!!!*





Thank you for your continued support!