

LAKESIDE UNION SCHOOL DISTRICT

Office of the Superintendent
12335 Woodside Avenue
Lakeside, California 92040
(619) 390-2600

September 12, 2024
Closed Session: 5:00 p.m.
Open Session: 6:00 p.m.

NOTICE OF THE REGULAR MEETING OF THE BOARD OF TRUSTEES

Members of the public who require disability modification or accommodation in order to participate in the meeting should contact the Superintendent's Office at (619) 390-2606 or in writing, at least twenty-four (24) hours before the meeting. (Government Code section 54954.2).

If you wish to speak under Public Comment, complete the **Public Comment Form**. Advance written information regarding the subject will be appreciated so that all might be better informed regarding the matter. In the interest of time and order, presentations from the public are limited to four (4) minutes per person.

A. CALL TO ORDER AND ROLL CALL – 5:00PM

B. OPPORTUNITY FOR MEMBERS OF THE PUBLIC TO ADDRESS THE BOARD ON ANY ITEM DESCRIBED IN THIS NOTICE (GOVERNMENT CODE SECTION 54954.3) Public Comment Form

Opportunity for Members of the Public to address the Board on any item on the agenda. In the interest of time and order, presentations from the public are limited to four (4) minutes per person. An individual speaker's allotted time may not be increased by a donation of time from members of the public in attendance. If you wish to speak under Public Comment or Public Hearings on or off the agenda, follow the directions for speaking to agenda items as listed above.

C. CLOSED SESSION

1. Conference with Labor Negotiator, Lisa Davis, regarding the California School Employees Association and its Chapter 240, pursuant to Government Code §54957.6; and
2. Conference with Labor Negotiator, Lisa Davis, regarding the Lakeside Teachers Association, pursuant to Government Code §54957.6; and
3. Conference with Legal Counsel-Existing Litigation (paragraph 1 of subdivision D of Government Code § 54956.9 (CSEA Grievance)).

D. OPENING PROCEDURES – 6:00PM

1. Reconvene
2. Welcome Visitors
3. Closed Session Report
4. The Pledge of Allegiance will be led by students from the Extended Student Services program. Following the pledge, Manager Jerred Murphy will share highlights from the program.

E. TRUSTEE REPORTS AND COMMENTS

Trustees will report and comment as desired.

F. OPPORTUNITY FOR MEMBERS OF THE PUBLIC TO ADDRESS THE BOARD ON ANY ITEM DESCRIBED IN THIS NOTICE (GOVERNMENT CODE SECTION 54954.3) Public Comment Form

Opportunity for Members of the Public to address the Board on any item on the agenda. In the interest of time and order,

Please Note: Board Agendas, Back-up Documentation, and Attachments are Available at the Lakeside Union School District Office (12335 Woodside Avenue, Lakeside, CA) in the Lobby or Upon Request or Can be Viewed at www.lsusd.net.

Lakeside Union School District

Board of Trustees Agenda

September 12, 2024

presentations from the public are limited to four (4) minutes per person. An individual speaker's allotted time may not be increased by a donation of time from members of the public in attendance. If you wish to speak under Public Comment or Public Hearings, follow the directions for speaking to agenda items as listed above.

G. PRESENTATION/ACTION ITEM

1. Assistant Superintendent, **Lisa Davis**, will present information on the 2023-2024 Unaudited Actuals. The report contains the financial results for the fiscal year ending June 30, 2024 and is subject to audit by the District's independent auditor.
2. **Adoption** is requested of the 2023-2024 Unaudited Actuals reporting the financial results for the fiscal year ending June 30, 2024.

H. ITEMS OF BUSINESS

- 1.1 Designate consent agenda items.
Note: Consent agenda items are generally routine items of business. The Board will designate those items to be approved as a whole, unless a member of the public requests consideration of an item on an individual basis. The Board will review and act on the remaining items of business.
- 1.2 Discussion/adoption of consent agenda items.

SUPERINTENDENT/BOARD

- 2.1 **Adoption** is requested of the minutes of the special board meeting of August 1, 2024 and the regular board meeting of August 8, 2024.
- 2.2 **Adoption** is requested of the 2024-2025 board goals. The goals were discussed at the special board meeting on August 1, 2024, with updated academic achievement and social-emotional well-being emphasized.
- 2.3 **Adoption** is requested of the revised 2025-2026 school and employee calendar. This reflects a minor change to the report card dates and minimum days added to middle school in March.

HUMAN RESOURCES

- 3.1 **Approval/Ratification** is requested of Personnel Assignment Order 2024-03.

BUSINESS SERVICES

- 4.1 **Approval** is requested of the following monthly business reports: A) Commercial Warrants; B) Revolving Cash; C) Purchase Orders and Change Orders; and D) Purchase Card Expenditures.
- 4.2 **Adoption** is requested of Resolution No. 2025-01, to certify 2023-2024 Gann Limit Appropriations and an Estimated Limit for 2024-25.
- 4.3 **Approval** of a revised Management Salary Schedule to clarify the additional 8 days for school principals, vice principals and program specialists.

Lakeside Union School District

Board of Trustees Agenda

September 12, 2024

H. BUSINESS SERVICES (Continued)

- 4.4 **Termination** of contract with Gold Star Foods due to poor quality produce and shortages on delivery, previously awarded on RFQ 2024-08F.
- 4.5 **Approval** of award to American Produce as the second lowest responsible bidder on RFQ 2024-08F, in the amount of \$100,000 for the 2024-25 school year.
- 4.6 **Approval** is requested of the following annual contracts for the 2024-2025 school year: A) Momentum Tutoring (SPED), EVAL Group (SPED), Varsity Yearbook (DREAM), Azuma Tech (Maint), Math Transformations (Dream), Rocket Scan/Image One (Business Services), Fusion (SPED), Sunbelt Staffing (SPED), Fuel Education (DREAM), Consulting & Inspection Services (MAINT)-1, Consulting & Inspection Services (MAINT)-2, Fain (MAINT), Amergis Healthcare Staffing (SPED), Koonings Center (SPED), EdTheory LLC (SPED), CSBA (Board), Adrienne Kamena (Ed Services), Rancho Coastal Speech Therapy (SPED), Hapara (Tech), The Art Dude (ESS), New Haven NPS (SPED), Amplify (Ed Services), BMX Freestylers (Lakeview).
- 4.7 **Approval** is requested of the following gifts to the District: A) Backpacks for various sites from the County of San Diego; Pepsi Bottling Group donated soda/water/tea and Gatorade (Lindo Park); thanks to Rise City Church for the monies donated in past to Lindo Park, new Marque is installed; Cindy Hilliker (Lakeview) 2 Classroom Sets-Learning Without Tears; Costco Wholesale-Backpacks to various sites and two laptops (Lakeview), LMS Booster Club donation of various Costumes and show choir fees (LMS), Yearbook Love Lines (Riverview PTA), Lockdown Buckets (Lakeview PTA), Classroom Supplies (Lakeview PTA).
- 4.8 **Approval** is requested of the following fundraisers for the 2024-25 school year: **Lindo Park PTA:** Believe (Sept.2024), See's Candy (Nov-Dec.2024), Popcornopolis (Feb.2025), Jog-A-Thon (April 2025), Little Caesars (March-April 2025); **Lemon Crest PTA:** Catalog (Sept. 2024), Jersey Mike's (Sept. 2024), Fall Festival (Oct. 2024), Boo Grams (Oct. 2024), Holiday Shop (Dec.2024), Book Fair (March 2025), Jogathon (April 2025).
- 4.9 **Approval** is requested of the following field trips at Tierra Del Sol Middle School: IFly (Oct. 2024), and Museum of Tolerance (Jan. 2025).
- 4.10 **Adoption** of Resolution 2025-03, in support of Proposition 2: Public Education Facilities Bond Measure

EDUCATION SERVICES

- 5.1 **Acknowledgment** is requested of an additional LCAP update with a few minor changes from SDCOE. The updated LCAP with formatting changes is located on the website.
- 5.2 **Approval** is requested of an updated job description for After School Intervention Teacher.
- 5.3 **Approval** of an extra pay agreement, in the amount of \$4445.70, for two Vice Principals who participated in a SDCOE/WestEd professional development opportunity. The extra pay would be funded by Title III.

BOARD POLICIES, REGULATIONS, BYLAWS AND/OR EXHIBITS

- 6.1 **Adoption** is requested of Board Bylaw 9220 and Exhibit E (1): Governing Board Elections

Lakeside Union School District

Board of Trustees Agenda

September 12, 2024

H. BOARD POLICIES, REGULATIONS, BYLAWS AND/OR EXHIBITS (Continued)

6.2 **Adoption** is requested of Board Bylaw 9223: Filing Vacancies

6.3 **Adoption** is requested of Board Policy 2121: Superintendent's Contract

6.4 **First Reading and Adoption** is requested of Board Bylaw 9270: Conflict of Interest and Resolution No. 2025-02.

I. DISCUSSION ITEMS

MISCELLANEOUS

1. Enrollment Report from August 19-23, 2024.
2. Quarterly Investment Reports, San Diego County Treasury Investment Pool as of quarter ended June 30, 2024.
3. Board Self-Evaluation Survey Results
4. Parent and Staff Cell Phone Survey Results

First Readings

5. *First reading* of Board Policy and Administrative Regulation 4030: Nondiscrimination in Employment.
6. *First Reading* of Board Policy 4033: Lactation Accommodation.
7. *First Reading* of Board Policy and Administrative Regulation 4119.11/4219.11/4319.11: Sexual Harassment.
8. *First Reading* of Administrative Regulation and Exhibit E (1) 4119.12/4219.12/4319.12: Title IX Sex Discrimination and Sex-Based Harassment Complaint Procedures (New AR and Exhibit).

J. REPORTS TO THE BOARD

1. Union Representatives:
 - A. **Kerry Strong**, will present comments as the Lakeside Teachers Association President.
 - B. **David Myers**, will present comments as the California School Employees Association President.
2. District Superintendents
 - A. **Lisa Davis** will present business and operations updates.
 - B. **Robin Ballarin** will present human resources updates.
 - C. **Dr. Natalie Winspear** will present educational services updates and closing comments.

K. ADJOURNMENT

Respectfully Submitted,

Rhonda L. Taylor, Ed.D.
Superintendent

LAKESIDE UNION SCHOOL DISTRICT

Governing Board Meeting Date: September 12, 2024

Agenda Item:

2023-24 Unaudited Actuals

Background (Describe purpose/rationale of the agenda item):

The financial results for the fiscal year ending June 30, 2024 are summarized in the 2023-24 Unaudited Actuals Report. The Unaudited Actuals are subject to audit by the District's independent auditor. The auditor's opinion is due by December 15, 2024.

Fiscal Impact (Cost):

The District completed the 2023-24 fiscal year with an Unrestricted General Fund balance of \$6,537,351.82, a Restricted General Fund balance of \$14,224,619.62, and a combined General Fund balance of \$20,761,971.44. The Unrestricted Reserve balance is 8.09% and the combined Unrestricted and Restricted Reserve balance is 25.84%.

Funding Source:

N/A

Addresses Emphasis Goal(s):

#1: Academic Achievement **#2:** Social Emotional **#3:** Physical Environments

Recommended Action:

- | | |
|---|--|
| <input type="checkbox"/> Informational | <input type="checkbox"/> Denial/Rejection |
| <input type="checkbox"/> Discussion | <input type="checkbox"/> Ratification |
| <input checked="" type="checkbox"/> Approval | <input type="checkbox"/> Explanation: Click here to enter text. |
| <input checked="" type="checkbox"/> Adoption | |


Originating Department/School: Business Services

Submitted/Recommended By:



Lisa Davis, Assistant Superintendent

Approved for Submission to the Governing Board:



Dr. Rhonda Taylor, Superintendent

Reviewed by Cabinet Member

Following is a summary of the critical data elements contained in your unaudited actual data. Since these data may have fiscal implications for your agency, please verify their accuracy before filing your unaudited actual financial reports.

Form	Description	Value
CEA	Percent of Current Cost of Education Expended for Classroom Compensation Must equal or exceed 60% for elementary, 55% for unified, and 50% for high school districts or future apportionments may be affected. (EC 41372)	62.38%
	CEA Deficiency Amount Applicable to districts not exempt from the requirement and not meeting the minimum classroom compensation percentage - see Form CEA for further details.	\$0.00
ESMOE	Every Student Succeeds Act (ESSA) Maintenance of Effort (MOE) Determination If MOE Not Met, the 2025-26 apportionment may be reduced by the lesser of the following two percentages:	MOE Met
	MOE Deficiency Percentage - Based on Total Expenditures	0.00%
	MOE Deficiency Percentage - Based on Expenditures Per ADA	0.00%
GANN	Adjustments to Appropriations Limit Per Government Code Section 7902.1	\$0.00
	Adjusted Appropriations Limit	\$36,939,902.73
	Appropriations Subject to Limit	\$36,939,902.73
	These amounts represent the board approved Appropriations Limit and Appropriations Subject to Limit pursuant to Government Code Section 7906 and EC 42132.	
ICR	Preliminary Proposed Indirect Cost Rate	7.34%
	Fixed-with-carry-forward indirect cost rate for use in 2025-26 subject to CDE approval.	

UNAUDITED ACTUAL FINANCIAL REPORT:

To the County Superintendent of Schools:

2023-24 UNAUDITED ACTUAL FINANCIAL REPORT. This report was prepared in accordance with Education Code Section 41010 and is hereby approved and filed by the governing board of the school district pursuant to Education Code Section 42100.

Signed: _____
Clerk / Secretary of the Governing Board
(Original signature required)

Date of Meeting: Sep 12, 2024

To the Superintendent of Public Instruction:

2023-24 UNAUDITED ACTUAL FINANCIAL REPORT. This report has been verified for accuracy by the County Superintendent of Schools pursuant to Education Code Section 42100.

Signed: _____
County Superintendent/Designee
(Original signature required)

Date: _____

For additional information on the unaudited actual reports, please contact:

For County Office of Education:

Roxanna Travers
Name
Financial Accounting & Data Support Manager
Title
858.295.6700
Telephone
roxanna.travers@sdcoe.net
E-mail Address

For School District:

Samantha Orahood
Name
Director of Finance
Title
619.390.2600 ext 2604
Telephone
sorahood@lsusd.net
E-mail Address

Description	Resource Codes	Object Codes	2023-24 Unaudited Actuals			2024-25 Budget			% Diff Column C & F
			Unrestricted (A)	Restricted (B)	Total Fund col. A + B (C)	Unrestricted (D)	Restricted (E)	Total Fund col. D + E (F)	
A. REVENUES									
1) LCFF Sources		8010-8099	52,265,328.83	420,280.00	52,685,608.83	50,932,325.00	417,692.00	51,350,017.00	-2.5%
2) Federal Revenue		8100-8299	416,448.61	4,829,951.87	5,246,400.48	100,000.00	2,346,594.87	2,446,594.87	-53.4%
3) Other State Revenue		8300-8599	1,419,110.10	8,488,995.54	9,908,105.64	1,214,961.00	7,231,764.00	8,446,725.00	-14.7%
4) Other Local Revenue		8600-8799	2,017,035.46	10,374,898.91	12,391,934.37	1,438,200.00	5,346,727.05	6,784,927.05	-45.2%
5) TOTAL, REVENUES			56,117,923.00	24,114,126.32	80,232,049.32	53,685,486.00	15,342,777.92	69,028,263.92	-14.0%
B. EXPENDITURES									
1) Certificated Salaries		1000-1999	22,968,273.02	7,326,836.47	30,295,109.49	22,468,003.99	7,933,030.01	30,401,034.00	0.3%
2) Classified Salaries		2000-2999	6,576,841.28	5,319,243.62	11,895,884.90	6,840,194.00	5,411,801.18	12,051,995.18	1.3%
3) Employee Benefits		3000-3999	13,541,507.20	8,395,073.07	21,936,580.27	13,258,666.76	9,384,051.52	22,642,718.28	3.2%
4) Books and Supplies		4000-4999	876,122.80	2,002,323.72	2,880,446.52	984,817.00	1,301,060.87	2,285,877.87	-20.6%
5) Services and Other Operating Expenditures		5000-5999	3,741,229.15	3,420,531.45	7,161,760.60	3,210,969.77	2,202,120.10	5,413,089.87	-24.4%
6) Capital Outlay		6000-6999	1,844,568.90	3,347,236.01	5,191,804.91	619,506.24	1,259,460.00	1,878,966.24	-63.8%
7) Other Outgo (excluding Transfers of Indirect Costs)		7100-7299 7400-7499	1,063,755.40	34,473.89	1,098,229.29	331,587.00	742,095.00	1,073,682.00	-2.2%
8) Other Outgo - Transfers of Indirect Costs		7300-7399	(755,002.51)	654,301.42	(100,701.09)	(772,904.58)	639,409.54	(133,495.04)	32.6%
9) TOTAL, EXPENDITURES			49,859,095.24	30,500,019.65	80,359,114.89	46,740,840.18	28,873,028.22	75,613,868.40	-5.9%
C. EXCESS (DEFICIENCY) OF REVENUES OVER EXPENDITURES BEFORE OTHER FINANCING SOURCES AND USES (A5 - B9)			6,258,827.76	(6,385,893.33)	(127,065.57)	6,944,645.82	(13,530,250.30)	(6,585,604.48)	5,082.6%
D. OTHER FINANCING SOURCES/USES									
1) Interfund Transfers									
a) Transfers In		8900-8929	0.00	0.00	0.00	0.00	0.00	0.00	0.0%
b) Transfers Out		7600-7629	500,000.00	0.00	500,000.00	0.00	0.00	0.00	-100.0%
2) Other Sources/Uses									
a) Sources		8930-8979	956,513.00	0.00	956,513.00	0.00	0.00	0.00	-100.0%
b) Uses		7630-7699	0.00	0.00	0.00	0.00	0.00	0.00	0.0%
3) Contributions		8980-8999	(9,089,623.95)	9,089,623.95	0.00	(9,631,212.25)	9,631,212.25	0.00	0.0%
4) TOTAL, OTHER FINANCING SOURCES/USES			(8,633,110.95)	9,089,623.95	456,513.00	(9,631,212.25)	9,631,212.25	0.00	-100.0%
E. NET INCREASE (DECREASE) IN FUND BALANCE (C + D4)			(2,374,283.19)	2,703,730.62	329,447.43	(2,686,566.43)	(3,899,038.05)	(6,585,604.48)	-2,099.0%
F. FUND BALANCE, RESERVES									
1) Beginning Fund Balance									
a) As of July 1 - Unaudited		9791	8,911,635.01	11,520,889.00	20,432,524.01	6,537,351.82	14,224,619.62	20,761,971.44	1.6%
b) Audit Adjustments		9793	0.00	0.00	0.00	0.00	0.00	0.00	0.0%
c) As of July 1 - Audited (F1a + F1b)			8,911,635.01	11,520,889.00	20,432,524.01	6,537,351.82	14,224,619.62	20,761,971.44	1.6%
d) Other Restatements		9795	0.00	0.00	0.00	0.00	0.00	0.00	0.0%
e) Adjusted Beginning Balance (F1c + F1d)			8,911,635.01	11,520,889.00	20,432,524.01	6,537,351.82	14,224,619.62	20,761,971.44	1.6%
2) Ending Balance, June 30 (E + F1e)			6,537,351.82	14,224,619.62	20,761,971.44	3,850,785.39	10,325,581.57	14,176,366.96	-31.7%
Components of Ending Fund Balance									
a) Nonspendable									
Revolving Cash		9711	85,000.00	0.00	85,000.00	85,000.00	0.00	85,000.00	0.0%
Stores		9712	0.00	0.00	0.00	0.00	0.00	0.00	0.0%
Prepaid Items		9713	111,844.32	0.00	111,844.32	0.00	0.00	0.00	-100.0%
All Others		9719	0.00	0.00	0.00	0.00	0.00	0.00	0.0%
b) Restricted		9740	0.00	14,224,619.62	14,224,619.62	0.00	10,325,581.57	10,325,581.57	-27.4%
c) Committed									
Stabilization Arrangements		9750	0.00	0.00	0.00	0.00	0.00	0.00	0.0%
Other Commitments		9760	0.00	0.00	0.00	0.00	0.00	0.00	0.0%
d) Assigned									
Other Assignments		9780	3,910,507.50	0.00	3,910,507.50	1,465,785.39	0.00	1,465,785.39	-62.5%
Cash Flow	0000	9780	1,924,904.75		1,924,904.75			0.00	
Cash Flow	1100	9780	1,985,602.75		1,985,602.75			0.00	
Cash Flow	1100	9780			0.00	1,465,785.39		1,465,785.39	
e) Unassigned/Unappropriated									
Reserve for Economic Uncertainties		9789	2,430,000.00	0.00	2,430,000.00	2,300,000.00	0.00	2,300,000.00	-5.3%
Unassigned/Unappropriated Amount		9790	0.00	0.00	0.00	0.00	0.00	0.00	0.0%
G. ASSETS									
1) Cash									
a) in County Treasury		9110	8,086,251.55	12,562,103.40	20,648,354.95				
1) Fair Value Adjustment to Cash in County Treasury		9111	(311,266.00)	0.00	(311,266.00)				
b) in Banks		9120	0.00	0.00	0.00				
c) in Revolving Cash Account		9130	85,000.00	0.00	85,000.00				
d) with Fiscal Agent/Trustee		9135	0.00	0.00	0.00				
e) Collections Awaiting Deposit		9140	0.00	0.00	0.00				
2) Investments		9150	0.00	0.00	0.00				
3) Accounts Receivable		9200	385,539.43	2,384,740.52	2,770,279.95				

Description	Resource Codes	Object Codes	2023-24 Unaudited Actuals			2024-25 Budget			% Diff Column C & F
			Unrestricted (A)	Restricted (B)	Total Fund col. A + B (C)	Unrestricted (D)	Restricted (E)	Total Fund col. D + E (F)	
4) Due from Grantor Government		9290	145,890.36	410,932.30	556,822.66				
5) Due from Other Funds		9310	544,971.42	2,447,130.19	2,992,101.61				
6) Stores		9320	0.00	0.00	0.00				
7) Prepaid Expenditures		9330	111,844.32	0.00	111,844.32				
8) Other Current Assets		9340	0.00	0.00	0.00				
9) Lease Receivable		9380	0.00	0.00	0.00				
10) TOTAL, ASSETS			9,048,231.08	17,804,906.41	26,853,137.49				
H. DEFERRED OUTFLOWS OF RESOURCES									
1) Deferred Outflows of Resources		9490	0.00	0.00	0.00				
2) TOTAL, DEFERRED OUTFLOWS			0.00	0.00	0.00				
I. LIABILITIES									
1) Accounts Payable		9500	1,919,234.99	2,812,870.59	4,732,105.58				
2) Due to Grantor Governments		9590	0.00	15,929.47	15,929.47				
3) Due to Other Funds		9610	585,635.27	666,065.42	1,271,700.69				
4) Current Loans		9640	0.00	0.00	0.00				
5) Unearned Revenue		9650	6,009.00	65,421.31	71,430.31				
6) TOTAL, LIABILITIES			2,510,879.26	3,560,286.79	6,091,166.05				
J. DEFERRED INFLOWS OF RESOURCES									
1) Deferred Inflows of Resources		9690	0.00	0.00	0.00				
2) TOTAL, DEFERRED INFLOWS			0.00	0.00	0.00				
K. FUND EQUITY									
Ending Fund Balance, June 30									
(must agree with line F2) (G10 + H2) - (I6 + J2)			6,537,351.82	14,224,619.62	20,761,971.44				
LCFF SOURCES									
Principal Apportionment									
State Aid - Current Year		8011	32,168,642.00	0.00	32,168,642.00	22,935,346.00	0.00	22,935,346.00	-28.7%
Education Protection Account State Aid - Current Year		8012	6,609,693.00	0.00	6,609,693.00	14,277,577.00	0.00	14,277,577.00	116.0%
State Aid - Prior Years		8019	(109,643.00)	0.00	(109,643.00)	0.00	0.00	0.00	-100.0%
Tax Relief Subventions									
Homeowners' Exemptions		8021	59,231.54	0.00	59,231.54	60,417.00	0.00	60,417.00	2.0%
Timber Yield Tax		8022	0.00	0.00	0.00	0.00	0.00	0.00	0.0%
Other Subventions/In-Lieu Taxes		8029	0.00	0.00	0.00	0.00	0.00	0.00	0.0%
County & District Taxes									
Secured Roll Taxes		8041	12,435,391.67	0.00	12,435,391.67	12,629,352.00	0.00	12,629,352.00	1.6%
Unsecured Roll Taxes		8042	424,047.68	0.00	424,047.68	429,990.00	0.00	429,990.00	1.4%
Prior Years' Taxes		8043	(6,469.84)	0.00	(6,469.84)	(493.00)	0.00	(493.00)	-92.4%
Supplemental Taxes		8044	1,033,680.97	0.00	1,033,680.97	1,103,757.00	0.00	1,103,757.00	6.8%
Education Revenue Augmentation Fund (ERAF)		8045	64,434.19	0.00	64,434.19	55,845.00	0.00	55,845.00	-13.3%
Community Redevelopment Funds (SB 617/699/1992)		8047	461,771.62	0.00	461,771.62	427,652.00	0.00	427,652.00	-7.4%
Penalties and Interest from Delinquent Taxes		8048	0.00	0.00	0.00	0.00	0.00	0.00	0.0%
Miscellaneous Funds (EC 41604)									
Royalties and Bonuses		8081	0.00	0.00	0.00	0.00	0.00	0.00	0.0%
Other In-Lieu Taxes		8082	0.00	0.00	0.00	0.00	0.00	0.00	0.0%
Less: Non-LCFF (50%) Adjustment		8089	0.00	0.00	0.00	0.00	0.00	0.00	0.0%
Subtotal, LCFF Sources			53,140,779.83	0.00	53,140,779.83	51,919,443.00	0.00	51,919,443.00	-2.3%
LCFF Transfers									
Unrestricted LCFF Transfers - Current Year	0000	8091	0.00	0.00	0.00	0.00	0.00	0.00	0.0%
All Other LCFF Transfers - Current Year	All Other	8091	0.00	0.00	0.00	0.00	0.00	0.00	0.0%
Transfers to Charter Schools in Lieu of Property Taxes		8096	(875,451.00)	0.00	(875,451.00)	(987,116.00)	0.00	(987,116.00)	12.8%
Property Taxes Transfers		8097	0.00	420,280.00	420,280.00	0.00	417,692.00	417,692.00	-0.6%
LCFF/Revenue Limit Transfers - Prior Years		8099	0.00	0.00	0.00	0.00	0.00	0.00	0.0%
TOTAL, LCFF SOURCES			52,265,328.83	420,280.00	52,685,608.83	50,932,325.00	417,692.00	51,350,017.00	-2.5%
FEDERAL REVENUE									
Maintenance and Operations		8110	416,448.61	0.00	416,448.61	100,000.00	0.00	100,000.00	-76.0%
Special Education Entitlement		8181	0.00	1,292,802.00	1,292,802.00	0.00	1,288,756.00	1,288,756.00	-0.3%
Special Education Discretionary Grants		8182	0.00	146,225.13	146,225.13	0.00	154,973.00	154,973.00	6.0%
Child Nutrition Programs		8220	0.00	0.00	0.00	0.00	0.00	0.00	0.0%
Donated Food Commodities		8221	0.00	0.00	0.00	0.00	0.00	0.00	0.0%
Forest Reserve Funds		8260	0.00	0.00	0.00	0.00	0.00	0.00	0.0%
Flood Control Funds		8270	0.00	0.00	0.00	0.00	0.00	0.00	0.0%
Wildlife Reserve Funds		8280	0.00	0.00	0.00	0.00	0.00	0.00	0.0%
FEMA		8281	0.00	0.00	0.00	0.00	0.00	0.00	0.0%
Interagency Contracts Between LEAs		8285	0.00	0.00	0.00	0.00	0.00	0.00	0.0%
Pass-Through Revenues from Federal Sources		8287	0.00	0.00	0.00	0.00	0.00	0.00	0.0%
Title I, Part A, Basic	3010	8290		681,999.40	681,999.40		682,887.15	682,887.15	0.1%

Description	Resource Codes	Object Codes	2023-24 Unaudited Actuals			2024-25 Budget			% Diff Column C & F
			Unrestricted (A)	Restricted (B)	Total Fund col. A + B (C)	Unrestricted (D)	Restricted (E)	Total Fund col. D + E (F)	
Title I, Part D, Local Delinquent Programs	3025	8290		0,00	0,00		0,00	0,00	0,0%
Title II, Part A, Supporting Effective Instruction	4035	8290		209,275,66	209,275,66		43,368,10	43,368,10	-79,3%
Title III, Immigrant Student Program	4201	8290		12,844,00	12,844,00		13,723,00	13,723,00	6,8%
Title III, English Learner Program	4203	8290		67,606,48	67,606,48		50,928,00	50,928,00	-24,7%
Public Charter Schools Grant Program (PCSGP)	4610	8290		0,00	0,00		0,00	0,00	0,0%
Other NCLB / Every Student Succeeds Act	3040, 3060, 3061, 3110, 3150, 3155, 3180, 3182, 4037, 4123, 4124, 4126, 4127, 4128, 5630	8290		30,771,97	30,771,97		31,107,87	31,107,87	1,1%
Career and Technical Education	3500-3599	8290		0,00	0,00		0,00	0,00	0,0%
All Other Federal Revenue	All Other	8290	0,00	2,388,427,23	2,388,427,23	0,00	80,851,75	80,851,75	-96,6%
TOTAL, FEDERAL REVENUE			416,448.61	4,829,951.87	5,246,400.48	100,000.00	2,346,594.87	2,446,594.87	-53.4%
OTHER STATE REVENUE									
Other State Apportionments									
ROC/P Entitlement									
Prior Years	6360	8319		0,00	0,00		0,00	0,00	0,0%
Special Education Master Plan									
Current Year	6500	8311		0,00	0,00		0,00	0,00	0,0%
Prior Years	6500	8319		0,00	0,00		0,00	0,00	0,0%
All Other State Apportionments - Current Year	All Other	8311	0,00	945,112,00	945,112,00	0,00	945,946,00	945,946,00	0,1%
All Other State Apportionments - Prior Years	All Other	8319	0,00	0,00	0,00	0,00	0,00	0,00	0,0%
Child Nutrition Programs		8520	0,00	24,440,00	24,440,00	0,00	0,00	0,00	-100,0%
Mandated Costs Reimbursements		8550	143,525,39	0,00	143,525,39	162,449,00	0,00	162,449,00	13,2%
Lottery - Unrestricted and Instructional Materials		8560	934,184.71	486,709.47	1,420,894.18	752,512.00	306,107.00	1,058,619.00	-25,5%
Tax Relief Subventions									
Restricted Levies - Other									
Homeowners' Exemptions		8575	0,00	0,00	0,00	0,00	0,00	0,00	0,0%
Other Subventions/In-Lieu Taxes		8576	0,00	0,00	0,00	0,00	0,00	0,00	0,0%
Pass-Through Revenues from									
State Sources									
After School Education and Safety (ASES)	6010	8590	0,00	0,00	0,00	0,00	0,00	0,00	0,0%
Charter School Facility Grant	6030	8590	0,00	0,00	0,00	0,00	0,00	0,00	0,0%
Drug/Alcohol/Tobacco Funds	6650, 6690, 6695	8590	0,00	0,00	0,00	0,00	0,00	0,00	0,0%
California Clean Energy Jobs Act	6230	8590	0,00	0,00	0,00	0,00	0,00	0,00	0,0%
Career Technical Education Incentive Grant Program	6387	8590	0,00	0,00	0,00	0,00	0,00	0,00	0,0%
American Indian Early Childhood Education	7210	8590	0,00	0,00	0,00	0,00	0,00	0,00	0,0%
Specialized Secondary	7370	8590	0,00	0,00	0,00	0,00	0,00	0,00	0,0%
All Other State Revenue	All Other	8590	341,400.00	7,032,734.07	7,374,134.07	300,000.00	5,979,711.00	6,279,711.00	-14,8%
TOTAL, OTHER STATE REVENUE			1,419,110.10	8,488,995.54	9,908,105.64	1,214,961.00	7,231,764.00	8,446,725.00	-14,7%
OTHER LOCAL REVENUE									
Other Local Revenue									
County and District Taxes									
Other Restricted Levies									
Secured Roll		8615	0,00	0,00	0,00	0,00	0,00	0,00	0,0%
Unsecured Roll		8616	0,00	0,00	0,00	0,00	0,00	0,00	0,0%
Prior Years' Taxes		8617	0,00	0,00	0,00	0,00	0,00	0,00	0,0%
Supplemental Taxes		8618	0,00	0,00	0,00	0,00	0,00	0,00	0,0%
Non-Ad Valorem Taxes									
Parcel Taxes		8621	0,00	0,00	0,00	0,00	0,00	0,00	0,0%
Other		8622	0,00	0,00	0,00	0,00	0,00	0,00	0,0%
Community Redevelopment Funds Not Subject to LCFF Deduction		8625	0,00	379,858.27	379,858.27	0,00	300,000.00	300,000.00	-21,0%
Penalties and Interest from Delinquent Non-LCFF Taxes		8629	0,00	0,00	0,00	0,00	0,00	0,00	0,0%
Sales									
Sale of Equipment/Supplies		8631	0,00	0,00	0,00	0,00	0,00	0,00	0,0%
Sale of Publications		8632	0,00	0,00	0,00	0,00	0,00	0,00	0,0%
Food Service Sales		8634	0,00	0,00	0,00	0,00	0,00	0,00	0,0%
All Other Sales		8639	0,00	0,00	0,00	0,00	0,00	0,00	0,0%
Leases and Rentals		8650	32,877.66	0,00	32,877.66	40,000.00	0,00	40,000.00	21,7%
Interest									
Net Increase (Decrease) in the Fair Value of Investments		8662	839,329.04	0,00	839,329.04	500,000.00	0,00	500,000.00	-40,4%
Fees and Contracts									
Adult Education Fees		8671	0,00	0,00	0,00	0,00	0,00	0,00	0,0%
Non-Resident Students		8672	0,00	0,00	0,00	0,00	0,00	0,00	0,0%
Transportation Fees From Individuals		8675	9,942.50	0,00	9,942.50	10,000.00	0,00	10,000.00	0,6%
Interagency Services		8677	560,311.65	660,633.05	1,220,944.70	575,000.00	660,633.05	1,235,633.05	1,2%

Description	Resource Codes	Object Codes	2023-24 Unaudited Actuals			2024-25 Budget			% Diff Column C & F
			Unrestricted (A)	Restricted (B)	Total Fund col. A + B (C)	Unrestricted (D)	Restricted (E)	Total Fund col. D + E (F)	
Mitigation/Developer Fees		8681	0.00	0.00	0.00	0.00	0.00	0.00	0.0%
All Other Fees and Contracts		8689	0.00	0.00	0.00	0.00	0.00	0.00	0.0%
Other Local Revenue									
Plus: Miscellaneous Funds Non-LCFF (50 Percent) Adjustment		8691	0.00	0.00	0.00	0.00	0.00	0.00	0.0%
Pass-Through Revenue from Local Sources		8697	0.00	0.00	0.00	0.00	0.00	0.00	0.0%
All Other Local Revenue		8699	346,395.61	5,644,781.59	5,991,177.20	313,200.00	900,000.00	1,213,200.00	-79.8%
Tuition		8710	0.00	0.00	0.00	0.00	0.00	0.00	0.0%
All Other Transfers In		8781-8783	0.00	0.00	0.00	0.00	0.00	0.00	0.0%
Transfers of Apportionments									
Special Education SELPA Transfers									
From Districts or Charter Schools	6500	8791		0.00	0.00		0.00	0.00	0.0%
From County Offices	6500	8792		3,689,626.00	3,689,626.00		3,486,094.00	3,486,094.00	-5.5%
From JPAs	6500	8793		0.00	0.00		0.00	0.00	0.0%
ROC/P Transfers									
From Districts or Charter Schools	6360	8791		0.00	0.00		0.00	0.00	0.0%
From County Offices	6360	8792		0.00	0.00		0.00	0.00	0.0%
From JPAs	6360	8793		0.00	0.00		0.00	0.00	0.0%
Other Transfers of Apportionments									
From Districts or Charter Schools	All Other	8791	0.00	0.00	0.00	0.00	0.00	0.00	0.0%
From County Offices	All Other	8792	0.00	0.00	0.00	0.00	0.00	0.00	0.0%
From JPAs	All Other	8793	0.00	0.00	0.00	0.00	0.00	0.00	0.0%
All Other Transfers In from All Others		8799	0.00	0.00	0.00	0.00	0.00	0.00	0.0%
TOTAL, OTHER LOCAL REVENUE			2,017,035.46	10,374,898.91	12,391,934.37	1,438,200.00	5,346,727.05	6,784,927.05	-45.2%
TOTAL, REVENUES			56,117,923.00	24,114,126.32	80,232,049.32	53,685,486.00	15,342,777.92	69,028,263.92	-14.0%
CERTIFICATED SALARIES									
Certificated Teachers' Salaries		1100	18,720,997.56	6,957,082.95	25,678,080.51	18,169,198.00	7,499,256.00	25,668,454.00	0.0%
Certificated Pupil Support Salaries		1200	1,747,787.99	19,144.13	1,766,932.12	1,819,161.00	25,545.00	1,844,706.00	4.4%
Certificated Supervisors' and Administrators' Salaries		1300	2,499,487.47	97,510.48	2,596,997.95	2,479,644.99	143,239.01	2,622,884.00	1.0%
Other Certificated Salaries		1900	0.00	253,098.91	253,098.91	0.00	264,990.00	264,990.00	4.7%
TOTAL, CERTIFICATED SALARIES			22,968,273.02	7,326,836.47	30,295,109.49	22,468,003.99	7,933,030.01	30,401,034.00	0.3%
CLASSIFIED SALARIES									
Classified Instructional Salaries		2100	505,673.94	2,777,966.22	3,283,640.16	417,596.00	2,609,595.00	3,027,191.00	-7.8%
Classified Support Salaries		2200	1,942,309.20	1,075,769.52	3,018,078.72	2,057,544.00	1,220,767.00	3,278,311.00	8.6%
Classified Supervisors' and Administrators' Salaries		2300	818,260.34	125,061.72	943,322.06	916,199.00	199,334.00	1,115,533.00	18.3%
Clerical, Technical and Office Salaries		2400	2,366,661.10	207,520.98	2,574,182.08	2,328,712.00	509,420.00	2,838,132.00	10.3%
Other Classified Salaries		2900	943,736.70	1,132,925.18	2,076,661.88	920,143.00	872,685.18	1,792,828.18	-13.7%
TOTAL, CLASSIFIED SALARIES			6,576,641.28	5,319,243.62	11,895,884.90	6,640,194.00	5,411,801.18	12,051,995.18	1.3%
EMPLOYEE BENEFITS									
STRS		3101-3102	4,217,833.51	3,819,757.47	8,037,590.98	4,128,274.00	4,320,737.00	8,449,011.00	5.1%
PERS		3201-3202	1,553,437.28	1,173,613.21	2,727,050.49	1,612,379.00	1,282,186.00	2,894,565.00	6.1%
OASDI/Medicare/Alternative		3301-3302	849,542.98	503,052.40	1,352,595.38	886,538.43	531,018.00	1,417,556.43	4.8%
Health and Welfare Benefits		3401-3402	5,605,551.35	2,484,222.42	8,089,773.77	5,605,841.00	2,790,274.00	8,396,115.00	3.8%
Unemployment Insurance		3501-3502	14,871.62	6,215.55	21,087.17	14,626.80	6,530.00	21,156.80	0.3%
Workers' Compensation		3601-3602	458,537.63	179,910.17	638,447.80	448,088.77	200,328.00	648,416.77	1.6%
OPEB, Allocated		3701-3702	0.00	0.00	0.00	0.00	0.00	0.00	0.0%
OPEB, Active Employees		3751-3752	425,048.24	218,136.05	643,184.29	423,606.26	237,701.02	661,307.28	2.8%
Other Employee Benefits		3901-3902	416,684.59	10,165.80	426,850.39	139,312.50	15,277.50	154,590.00	-63.8%
TOTAL, EMPLOYEE BENEFITS			13,541,507.20	8,395,073.07	21,936,580.27	13,258,666.76	9,384,051.52	22,642,718.28	3.2%
BOOKS AND SUPPLIES									
Approved Textbooks and Core Curricula Materials		4100	360.95	878,341.30	878,702.25	0.00	810,000.00	810,000.00	-7.8%
Books and Other Reference Materials		4200	0.00	9,689.12	9,689.12	0.00	0.00	0.00	-100.0%
Materials and Supplies		4300	620,704.49	642,819.96	1,263,524.45	410,917.00	483,560.67	894,477.67	-29.2%
Noncapitalized Equipment		4400	257,057.36	471,473.34	728,530.70	573,900.00	7,500.00	581,400.00	-20.2%
Food		4700	0.00	0.00	0.00	0.00	0.00	0.00	0.0%
TOTAL, BOOKS AND SUPPLIES			878,122.80	2,002,323.72	2,880,446.52	984,817.00	1,301,060.67	2,285,877.67	-20.6%
SERVICES AND OTHER OPERATING EXPENDITURES									
Subagreements for Services		5100	0.00	145,964.91	145,964.91	0.00	128,610.00	128,610.00	-11.9%
Travel and Conferences		5200	92,139.73	58,476.22	150,615.95	77,050.00	29,900.00	106,950.00	-29.0%
Dues and Memberships		5300	71,494.89	5,659.00	77,153.89	44,420.00	8,100.00	52,520.00	-31.9%
Insurance		5400 - 5450	545,892.91	0.00	545,892.91	851,649.77	0.00	851,649.77	56.0%
Operations and Housekeeping Services		5500	1,241,893.46	12,415.49	1,254,308.95	1,235,536.00	68,846.00	1,304,382.00	3.8%
Rentals, Leases, Repairs, and Noncapitalized Improvements		5600	97,338.32	38,669.33	136,007.65	107,465.00	56,500.00	163,965.00	20.6%
Transfers of Direct Costs		5710	(39,939.67)	39,939.67	0.00	(48,400.00)	48,400.00	0.00	0.0%
Transfers of Direct Costs - Interfund		5750	(245,659.24)	15,208.43	(230,450.81)	(228,420.00)	12,000.00	(216,420.00)	-6.1%
Professional/Consulting Services and Operating Expenditures		5800	1,835,052.11	3,093,260.69	4,928,312.80	1,091,416.00	1,838,635.10	2,930,051.10	-40.5%

Description	Resource Codes	Object Codes	2023-24 Unaudited Actuals			2024-25 Budget			% Diff Column C & F
			Unrestricted (A)	Restricted (B)	Total Fund col. A + B (C)	Unrestricted (D)	Restricted (E)	Total Fund col. D + E (F)	
Communications		5900	143,016.64	10,937.71	153,954.35	80,253.00	13,129.00	93,382.00	-39.3%
TOTAL, SERVICES AND OTHER OPERATING EXPENDITURES			3,741,229.15	3,420,531.45	7,161,760.60	3,210,969.77	2,202,120.10	5,413,089.87	-24.4%
CAPITAL OUTLAY									
Land		6100	0.00	0.00	0.00	0.00	0.00	0.00	0.0%
Land Improvements		6170	0.00	0.00	0.00	0.00	0.00	0.00	0.0%
Buildings and Improvements of Buildings		6200	115,478.50	3,181,570.88	3,297,049.38	0.00	1,259,460.00	1,259,460.00	-61.8%
Books and Media for New School Libraries or Major Expansion of School Libraries		6300	0.00	0.00	0.00	0.00	0.00	0.00	0.0%
Equipment		6400	772,577.40	165,665.13	938,242.53	619,506.24	0.00	619,506.24	-34.0%
Equipment Replacement		6500	0.00	0.00	0.00	0.00	0.00	0.00	0.0%
Lease Assets		6600	0.00	0.00	0.00	0.00	0.00	0.00	0.0%
Subscription Assets		6700	956,513.00	0.00	956,513.00	0.00	0.00	0.00	-100.0%
TOTAL, CAPITAL OUTLAY			1,844,568.90	3,347,236.01	5,191,804.91	619,506.24	1,259,460.00	1,878,966.24	-63.8%
OTHER OUTGO (excluding Transfers of Indirect Costs)									
Tuition									
Tuition for Instruction Under Interdistrict									
Attendance Agreements		7110	0.00	0.00	0.00	0.00	0.00	0.00	0.0%
State Special Schools		7130	0.00	0.00	0.00	0.00	0.00	0.00	0.0%
Tuition, Excess Costs, and/or Deficit Payments									
Payments to Districts or Charter Schools		7141	0.00	0.00	0.00	0.00	0.00	0.00	0.0%
Payments to County Offices		7142	10,997.00	0.00	10,997.00	12,000.00	0.00	12,000.00	9.1%
Payments to JPAs		7143	0.00	0.00	0.00	0.00	0.00	0.00	0.0%
Transfers of Pass-Through Revenues									
To Districts or Charter Schools		7211	0.00	0.00	0.00	0.00	0.00	0.00	0.0%
To County Offices		7212	0.00	0.00	0.00	0.00	0.00	0.00	0.0%
To JPAs		7213	0.00	0.00	0.00	0.00	0.00	0.00	0.0%
Special Education SELPA Transfers of Apportionments									
To Districts or Charter Schools	6500	7221		0.00	0.00		0.00	0.00	0.0%
To County Offices	6500	7222		0.00	0.00		0.00	0.00	0.0%
To JPAs	6500	7223		0.00	0.00		0.00	0.00	0.0%
ROC/P Transfers of Apportionments									
To Districts or Charter Schools	6360	7221		0.00	0.00		0.00	0.00	0.0%
To County Offices	6360	7222		0.00	0.00		0.00	0.00	0.0%
To JPAs	6360	7223		0.00	0.00		0.00	0.00	0.0%
Other Transfers of Apportionments	All Other	7221-7223	0.00	0.00	0.00	0.00	0.00	0.00	0.0%
All Other Transfers		7281-7283	0.00	0.00	0.00	0.00	0.00	0.00	0.0%
All Other Transfers Out to All Others		7299	0.00	0.00	0.00	0.00	0.00	0.00	0.0%
Debt Service									
Debt Service - Interest		7438	131,108.42	0.00	131,108.42	0.00	0.00	0.00	-100.0%
Other Debt Service - Principal		7439	921,649.98	34,473.89	956,123.87	319,587.00	742,095.00	1,061,682.00	11.0%
TOTAL, OTHER OUTGO (excluding Transfers of Indirect Costs)			1,063,755.40	34,473.89	1,098,229.29	331,587.00	742,095.00	1,073,682.00	-2.2%
OTHER OUTGO - TRANSFERS OF INDIRECT COSTS									
Transfers of Indirect Costs		7310	(654,301.42)	654,301.42	0.00	(639,409.54)	639,409.54	0.00	0.0%
Transfers of Indirect Costs - Interfund		7350	(100,701.09)	0.00	(100,701.09)	(133,495.04)	0.00	(133,495.04)	32.6%
TOTAL, OTHER OUTGO - TRANSFERS OF INDIRECT COSTS			(755,002.51)	654,301.42	(100,701.09)	(772,904.58)	639,409.54	(133,495.04)	32.6%
TOTAL, EXPENDITURES			49,859,095.24	30,500,019.65	80,359,114.89	46,740,840.18	28,873,028.22	75,613,868.40	-5.9%
INTERFUND TRANSFERS									
INTERFUND TRANSFERS IN									
From: Special Reserve Fund		8912	0.00	0.00	0.00	0.00	0.00	0.00	0.0%
From: Bond Interest and Redemption Fund		8914	0.00	0.00	0.00	0.00	0.00	0.00	0.0%
Other Authorized Interfund Transfers In		8919	0.00	0.00	0.00	0.00	0.00	0.00	0.0%
(a) TOTAL, INTERFUND TRANSFERS IN			0.00	0.00	0.00	0.00	0.00	0.00	0.0%
INTERFUND TRANSFERS OUT									
To: Child Development Fund		7611	0.00	0.00	0.00	0.00	0.00	0.00	0.0%
To: Special Reserve Fund		7612	500,000.00	0.00	500,000.00	0.00	0.00	0.00	-100.0%
To State School Building Fund/County School Facilities Fund		7613	0.00	0.00	0.00	0.00	0.00	0.00	0.0%
To: Cafeteria Fund		7616	0.00	0.00	0.00	0.00	0.00	0.00	0.0%
Other Authorized Interfund Transfers Out		7619	0.00	0.00	0.00	0.00	0.00	0.00	0.0%
(b) TOTAL, INTERFUND TRANSFERS OUT			500,000.00	0.00	500,000.00	0.00	0.00	0.00	-100.0%
OTHER SOURCES/USES									
SOURCES									
State Apportionments									
Emergency Apportionments		8931	0.00	0.00	0.00	0.00	0.00	0.00	0.0%
Proceeds									
Proceeds from Disposal of Capital Assets		8953	0.00	0.00	0.00	0.00	0.00	0.00	0.0%

Description	Resource Codes	Object Codes	2023-24 Unaudited Actuals			2024-25 Budget			% Diff Column C & F
			Unrestricted (A)	Restricted (B)	Total Fund col. A + B (C)	Unrestricted (D)	Restricted (E)	Total Fund col. D + E (F)	
Other Sources									
Transfers from Funds of Lapsed/Reorganized LEAs		8965	0.00	0.00	0.00	0.00	0.00	0.00	0.0%
Long-Term Debt Proceeds									
Proceeds from Certificates of Participation		8971	0.00	0.00	0.00	0.00	0.00	0.00	0.0%
Proceeds from Leases		8972	0.00	0.00	0.00	0.00	0.00	0.00	0.0%
Proceeds from Lease Revenue Bonds		8973	0.00	0.00	0.00	0.00	0.00	0.00	0.0%
Proceeds from SBITAs		8974	956,513.00	0.00	956,513.00	0.00	0.00	0.00	-100.0%
All Other Financing Sources		8979	0.00	0.00	0.00	0.00	0.00	0.00	0.0%
(c) TOTAL, SOURCES			956,513.00	0.00	956,513.00	0.00	0.00	0.00	-100.0%
USES									
Transfers of Funds from Lapsed/Reorganized LEAs		7651	0.00	0.00	0.00	0.00	0.00	0.00	0.0%
All Other Financing Uses		7699	0.00	0.00	0.00	0.00	0.00	0.00	0.0%
(d) TOTAL, USES			0.00	0.00	0.00	0.00	0.00	0.00	0.0%
CONTRIBUTIONS									
Contributions from Unrestricted Revenues		8980	(9,089,623.95)	9,089,623.95	0.00	(9,631,212.25)	9,631,212.25	0.00	0.0%
Contributions from Restricted Revenues		8990	0.00	0.00	0.00	0.00	0.00	0.00	0.0%
(e) TOTAL, CONTRIBUTIONS			(9,089,623.95)	9,089,623.95	0.00	(9,631,212.25)	9,631,212.25	0.00	0.0%
TOTAL, OTHER FINANCING SOURCES/USES (a - b + c - d + e)			(8,633,110.95)	9,089,623.95	456,513.00	(9,631,212.25)	9,631,212.25	0.00	-100.0%

Description	Function Codes	Object Codes	2023-24 Unaudited Actuals			2024-25 Budget			% Diff Column C & F
			Unrestricted (A)	Restricted (B)	Total Fund col. A + B (C)	Unrestricted (D)	Restricted (E)	Total Fund col. D + E (F)	
A. REVENUES									
1) LCFF Sources		8010-8099	52,285,328.83	420,280.00	52,685,608.83	50,932,325.00	417,692.00	51,350,017.00	-2.5%
2) Federal Revenue		8100-8299	416,448.61	4,829,951.87	5,246,400.48	100,000.00	2,346,594.87	2,446,594.87	-53.4%
3) Other State Revenue		8300-8599	1,419,110.10	8,488,995.54	9,908,105.64	1,214,961.00	7,231,764.00	8,446,725.00	-14.7%
4) Other Local Revenue		8600-8799	2,017,035.46	10,374,898.91	12,391,934.37	1,438,200.00	5,346,727.05	6,784,927.05	-45.2%
5) TOTAL, REVENUES			56,117,923.00	24,114,126.32	80,232,049.32	53,685,486.00	15,342,777.92	69,028,263.92	-14.0%
B. EXPENDITURES (Objects 1000-7999)									
1) Instruction		1000-1999	29,652,472.40	21,892,110.89	51,544,583.29	27,347,737.61	20,403,315.71	47,751,053.32	-7.4%
2) Instruction - Related Services		2000-2999	5,676,514.69	1,106,067.16	6,782,581.85	5,663,637.19	1,329,491.80	6,993,128.99	3.1%
3) Pupil Services		3000-3999	4,937,412.94	750,153.38	5,687,566.32	5,005,178.39	1,343,012.47	6,348,190.86	11.6%
4) Ancillary Services		4000-4999	0.00	0.00	0.00	0.00	0.00	0.00	0.0%
5) Community Services		5000-5999	0.00	500,455.51	500,455.51	384.00	925,899.81	926,283.81	85.1%
6) Enterprise		6000-6999	0.00	0.00	0.00	0.00	0.00	0.00	0.0%
7) General Administration		7000-7999	5,507,418.14	715,495.04	6,222,913.18	5,595,421.43	698,381.80	6,293,803.23	1.1%
8) Plant Services		8000-8999	3,021,521.67	5,501,263.78	8,522,785.45	2,796,894.56	3,430,831.63	6,227,726.19	-26.9%
9) Other Outgo		9000-9999	1,063,755.40	34,473.89	1,098,229.29	331,567.00	742,095.00	1,073,682.00	-2.2%
10) TOTAL, EXPENDITURES			49,859,095.24	30,500,019.65	80,359,114.89	46,740,840.18	28,873,028.22	75,613,868.40	-5.9%
C. EXCESS (DEFICIENCY) OF REVENUES OVER EXPENDITURES BEFORE OTHER FINANCING SOURCES AND USES (A5 - B10)			6,258,827.76	(6,385,893.33)	(127,065.57)	6,944,645.82	(13,530,250.30)	(6,585,604.48)	5,082.8%
D. OTHER FINANCING SOURCES/USES									
1) Interfund Transfers									
a) Transfers In		8900-8929	0.00	0.00	0.00	0.00	0.00	0.00	0.0%
b) Transfers Out		7600-7829	500,000.00	0.00	500,000.00	0.00	0.00	0.00	-100.0%
2) Other Sources/Uses									
a) Sources		8930-8979	956,513.00	0.00	956,513.00	0.00	0.00	0.00	-100.0%
b) Uses		7630-7699	0.00	0.00	0.00	0.00	0.00	0.00	0.0%
3) Contributions		8980-8999	(9,089,623.95)	9,089,623.95	0.00	(9,631,212.25)	9,631,212.25	0.00	0.0%
4) TOTAL, OTHER FINANCING SOURCES/USES			(8,633,110.95)	9,089,623.95	456,513.00	(9,631,212.25)	9,631,212.25	0.00	-100.0%
E. NET INCREASE (DECREASE) IN FUND BALANCE (C + D4)			(2,374,283.19)	2,703,730.62	329,447.43	(2,686,566.43)	(3,899,038.05)	(6,585,604.48)	-2,099.0%
F. FUND BALANCE, RESERVES									
1) Beginning Fund Balance									
a) As of July 1 - Unaudited		9791	8,911,635.01	11,520,889.00	20,432,524.01	6,537,351.82	14,224,619.62	20,761,971.44	1.6%
b) Audit Adjustments		9793	0.00	0.00	0.00	0.00	0.00	0.00	0.0%
c) As of July 1 - Audited (F1a + F1b)			8,911,635.01	11,520,889.00	20,432,524.01	6,537,351.82	14,224,619.62	20,761,971.44	1.6%
d) Other Restatements		9795	0.00	0.00	0.00	0.00	0.00	0.00	0.0%
e) Adjusted Beginning Balance (F1c + F1d)			8,911,635.01	11,520,889.00	20,432,524.01	6,537,351.82	14,224,619.62	20,761,971.44	1.6%
2) Ending Balance, June 30 (E + F1e)			6,537,351.82	14,224,619.62	20,761,971.44	3,850,785.39	10,325,581.57	14,176,366.96	-31.7%
Components of Ending Fund Balance									
a) Nonspendable									
Revolving Cash		9711	85,000.00	0.00	85,000.00	85,000.00	0.00	85,000.00	0.0%
Stores		9712	0.00	0.00	0.00	0.00	0.00	0.00	0.0%
Prepaid Items		9713	111,844.32	0.00	111,844.32	0.00	0.00	0.00	-100.0%
All Others		9719	0.00	0.00	0.00	0.00	0.00	0.00	0.0%
b) Restricted		9740	0.00	14,224,619.62	14,224,619.62	0.00	10,325,581.57	10,325,581.57	-27.4%
c) Committed									
Stabilization Arrangements		9750	0.00	0.00	0.00	0.00	0.00	0.00	0.0%
Other Commitments (by Resource/Object)		9760	0.00	0.00	0.00	0.00	0.00	0.00	0.0%
d) Assigned									
Other Assignments (by Resource/Object)		9780	3,910,507.50	0.00	3,910,507.50	1,465,785.39	0.00	1,465,785.39	-62.5%
Cash Flow		0000	1,924,904.75		1,924,904.75			0.00	
Cash Flow		1100	1,985,602.75		1,985,602.75			0.00	
Cash Flow		1100			0.00	1,465,785.39		1,465,785.39	
e) Unassigned/Unappropriated									
Reserve for Economic Uncertainties		9789	2,430,000.00	0.00	2,430,000.00	2,300,000.00	0.00	2,300,000.00	-5.3%
Unassigned/Unappropriated Amount		9790	0.00	0.00	0.00	0.00	0.00	0.00	0.0%

Resource	Description	2023-24	2024-25
		Unaudited Actuals	Budget
2600	Expanded Learning Opportunities Program	2,510,074.71	1,143,614.28
4035	ESSA: Title II, Part A, Supporting Effective Instruction	0.00	.10
6266	Educator Effectiveness, FY 2021-22	398,521.77	353,271.86
6300	Lottery: Instructional Materials	210,036.55	266,143.55
6510	Special Ed: Early Ed Individuals with Exceptional Needs (Infant Program)	188,503.99	174,136.64
6547	Special Education Early Intervention Preschool Grant	163,827.10	163,827.10
6762	Arts, Music, and Instructional Materials Discretionary Block Grant	1,754,628.30	472,525.30
6770	Arts and Music in Schools (AMS)-Funding Guarantee and Accountability Act (Prop 28)	284,389.88	379,381.88
7032	Child Nutrition: Kitchen Infrastructure and Training Funds - 2022 KIT Funds	58,829.54	58,829.54
7415	Classified School Employee Summer Assistance Program	.03	.03
7435	Learning Recovery Emergency Block Grant	2,599,908.00	320,387.70
8150	Ongoing & Major Maintenance Account (RMA: Education Code Section 17070.75)	0.00	77,942.00
9010	Other Restricted Local	6,056,899.75	6,915,521.59
Total, Restricted Balance		14,224,619.62	10,325,581.57

Description	Resource Codes	Object Codes	2023-24 Unaudited Actuals	2024-25 Budget	Percent Difference
A. REVENUES					
1) LCFF Sources		8010-8099	0.00	0.00	0.0%
2) Federal Revenue		8100-8299	0.00	0.00	0.0%
3) Other State Revenue		8300-8599	0.00	0.00	0.0%
4) Other Local Revenue		8600-8799	41,677.78	61,500.00	-83.3%
5) TOTAL, REVENUES			41,677.78	61,500.00	-83.3%
B. EXPENDITURES					
1) Certificated Salaries		1000-1999	0.00	0.00	0.0%
2) Classified Salaries		2000-2999	0.00	0.00	0.0%
3) Employee Benefits		3000-3999	0.00	0.00	0.0%
4) Books and Supplies		4000-4999	58,533.88	0.00	-100.0%
5) Services and Other Operating Expenditures		5000-5999	3,730.00	0.00	-200.0%
6) Capital Outlay		6000-6999	0.00	0.00	0.0%
7) Other Outgo (excluding Transfers of Indirect Costs)		7100-7299, 7400-7499	0.00	0.00	0.0%
8) Other Outgo - Transfers of Indirect Costs		7300-7399	0.00	0.00	0.0%
9) TOTAL, EXPENDITURES			62,263.88	0.00	-300.0%
C. EXCESS (DEFICIENCY) OF REVENUES OVER EXPENDITURES BEFORE OTHER FINANCING SOURCES AND USES (A5 - B9)			(20,586.10)	61,500.00	-398.7%
D. OTHER FINANCING SOURCES/USES					
1) Interfund Transfers					
a) Transfers In		8900-8929	0.00	0.00	0.0%
b) Transfers Out		7600-7629	0.00	0.00	0.0%
2) Other Sources/Uses					
a) Sources		8930-8979	0.00	0.00	0.0%
b) Uses		7630-7699	0.00	0.00	0.0%
3) Contributions		8980-8999	0.00	0.00	0.0%
4) TOTAL, OTHER FINANCING SOURCES/USES			0.00	0.00	0.0%
E. NET INCREASE (DECREASE) IN FUND BALANCE (C + D4)			(20,586.10)	61,500.00	-398.7%
F. FUND BALANCE, RESERVES					
1) Beginning Fund Balance					
a) As of July 1 - Unaudited		9791	67,594.59	47,008.49	-30.5%
b) Audit Adjustments		9793	0.00	0.00	0.0%
c) As of July 1 - Audited (F1a + F1b)			67,594.59	47,008.49	-30.5%
d) Other Restatements		9795	0.00	0.00	0.0%
e) Adjusted Beginning Balance (F1c + F1d)			67,594.59	47,008.49	-30.5%
2) Ending Balance, June 30 (E + F1e)			47,008.49	108,508.49	130.8%
Components of Ending Fund Balance					
a) Nonspendable					
Revolving Cash		9711	0.00	0.00	0.0%
Stores		9712	0.00	0.00	0.0%
Prepaid Items		9713	0.00	0.00	0.0%
All Others		9719	0.00	0.00	0.0%
b) Restricted		9740	47,008.49	108,508.49	130.8%
c) Committed					
Stabilization Arrangements		9750	0.00	0.00	0.0%
Other Commitments		9760	0.00	0.00	0.0%
d) Assigned					
Other Assignments		9780	0.00	0.00	0.0%
e) Unassigned/Unappropriated					
Reserve for Economic Uncertainties		9789	0.00	0.00	0.0%
Unassigned/Unappropriated Amount		9790	0.00	0.00	0.0%
G. ASSETS					
1) Cash					

Description	Resource Codes	Object Codes	2023-24 Unaudited Actuals	2024-25 Budget	Percent Difference
a) in County Treasury		9110	47,055.49		
1) Fair Value Adjustment to Cash in County Treasury		9111	(709.00)		
b) in Banks		9120	0.00		
c) in Revolving Cash Account		9130	0.00		
d) with Fiscal Agent/Trustee		9135	0.00		
e) Collections Awaiting Deposit		9140	0.00		
2) Investments		9150	0.00		
3) Accounts Receivable		9200	662.93		
4) Due from Grantor Government		9290	0.00		
5) Due from Other Funds		9310	0.00		
6) Stores		9320	0.00		
7) Prepaid Expenditures		9330	0.00		
8) Other Current Assets		9340	0.00		
9) Lease Receivable		9380	0.00		
10) TOTAL, ASSETS			47,009.42		
H. DEFERRED OUTFLOWS OF RESOURCES					
1) Deferred Outflows of Resources		9490	0.00		
2) TOTAL, DEFERRED OUTFLOWS			0.00		
I. LIABILITIES					
1) Accounts Payable		9500	.93		
2) Due to Grantor Governments		9590	0.00		
3) Due to Other Funds		9610	0.00		
4) Current Loans		9640	0.00		
5) Unearned Revenues		9650	0.00		
6) TOTAL, LIABILITIES			.93		
J. DEFERRED INFLOWS OF RESOURCES					
1) Deferred Inflows of Resources		9690	0.00		
2) TOTAL, DEFERRED INFLOWS			0.00		
K. FUND EQUITY					
Ending Fund Balance, June 30					
(must agree with line F2) (G10 + H2) - (I6 + J2)			47,008.49		
REVENUES					
Sale of Equipment and Supplies		8631	0.00	0.00	0.0%
All Other Sales		8639	0.00	0.00	0.0%
Interest		8660	2,586.31	1,500.00	-42.0%
Net Increase (Decrease) in the Fair Value of Investments		8662	1,281.00	0.00	-100.0%
All Other Fees and Contracts		8689	0.00	0.00	0.0%
All Other Local Revenue		8699	37,810.47	60,000.00	58.7%
TOTAL, REVENUES			41,677.78	61,500.00	-83.3%
CERTIFICATED SALARIES					
Certificated Teachers' Salaries		1100	0.00	0.00	0.0%
Certificated Pupil Support Salaries		1200	0.00	0.00	0.0%
Certificated Supervisors' and Administrators' Salaries		1300	0.00	0.00	0.0%
Other Certificated Salaries		1900	0.00	0.00	0.0%
TOTAL, CERTIFICATED SALARIES			0.00	0.00	0.0%
CLASSIFIED SALARIES					
Classified Instructional Salaries		2100	0.00	0.00	0.0%
Classified Support Salaries		2200	0.00	0.00	0.0%
Classified Supervisors' and Administrators' Salaries		2300	0.00	0.00	0.0%
Clerical, Technical and Office Salaries		2400	0.00	0.00	0.0%
Other Classified Salaries		2900	0.00	0.00	0.0%
TOTAL, CLASSIFIED SALARIES			0.00	0.00	0.0%
EMPLOYEE BENEFITS					
STRS		3101-3102	0.00	0.00	0.0%

Description	Resource Codes	Object Codes	2023-24 Unaudited Actuals	2024-25 Budget	Percent Difference
PERS		3201-3202	0.00	0.00	0.0%
OASDI/Medicare/Alternative		3301-3302	0.00	0.00	0.0%
Health and Welfare Benefits		3401-3402	0.00	0.00	0.0%
Unemployment Insurance		3501-3502	0.00	0.00	0.0%
Workers' Compensation		3601-3602	0.00	0.00	0.0%
OPEB, Allocated		3701-3702	0.00	0.00	0.0%
OPEB, Active Employees		3751-3752	0.00	0.00	0.0%
Other Employee Benefits		3901-3902	0.00	0.00	0.0%
TOTAL, EMPLOYEE BENEFITS			0.00	0.00	0.0%
BOOKS AND SUPPLIES					
Materials and Supplies		4300	58,533.88	0.00	-100.0%
Noncapitalized Equipment		4400	0.00	0.00	0.0%
TOTAL, BOOKS AND SUPPLIES			58,533.88	0.00	-100.0%
SERVICES AND OTHER OPERATING EXPENDITURES					
Subagreements for Services		5100	0.00	0.00	0.0%
Dues and Memberships		5300	0.00	0.00	0.0%
Insurance		5400-5450	0.00	0.00	0.0%
Rentals, Leases, Repairs, and Noncapitalized Improvements		5600	0.00	0.00	0.0%
Transfers of Direct Costs - Interfund		5750	600.00	0.00	-100.0%
Professional/Consulting Services and Operating Expenditures		5800	3,130.00	0.00	-100.0%
Communications		5900	0.00	0.00	0.0%
TOTAL, SERVICES AND OTHER OPERATING EXPENDITURES			3,730.00	0.00	-200.0%
CAPITAL OUTLAY					
Equipment		6400	0.00	0.00	0.0%
Equipment Replacement		6500	0.00	0.00	0.0%
Lease Assets		6600	0.00	0.00	0.0%
Subscription Assets		6700	0.00	0.00	0.0%
TOTAL, CAPITAL OUTLAY			0.00	0.00	0.0%
OTHER OUTGO - TRANSFERS OF INDIRECT COSTS					
Transfers of Indirect Costs - Interfund		7350	0.00	0.00	0.0%
TOTAL, OTHER OUTGO - TRANSFERS OF INDIRECT COSTS			0.00	0.00	0.0%
TOTAL, EXPENDITURES			62,263.88	0.00	-300.0%
INTERFUND TRANSFERS					
INTERFUND TRANSFERS IN					
Other Authorized Interfund Transfers In		8919	0.00	0.00	0.0%
(a) TOTAL, INTERFUND TRANSFERS IN			0.00	0.00	0.0%
INTERFUND TRANSFERS OUT					
Other Authorized Interfund Transfers Out		7619	0.00	0.00	0.0%
(b) TOTAL, INTERFUND TRANSFERS OUT			0.00	0.00	0.0%
OTHER SOURCES/USES					
SOURCES					
Proceeds from Disposal of Capital Assets		8953	0.00	0.00	0.0%
Transfers from Funds of Lapsed/Reorganized LEAs		8965	0.00	0.00	0.0%
Proceeds from Leases		8972	0.00	0.00	0.0%
Proceeds from SBITAs		8974	0.00	0.00	0.0%
(c) TOTAL, SOURCES			0.00	0.00	0.0%
USES					
Transfers of Funds from Lapsed/Reorganized LEAs		7651	0.00	0.00	0.0%
(d) TOTAL, USES			0.00	0.00	0.0%
CONTRIBUTIONS					
Contributions from Unrestricted Revenues		8980	0.00	0.00	0.0%
Contributions from Restricted Revenues		8990	0.00	0.00	0.0%

Description	Resource Codes	Object Codes	2023-24 Unaudited Actuals	2024-25 Budget	Percent Difference
(e) TOTAL, CONTRIBUTIONS			0.00	0.00	0.0%
TOTAL, OTHER FINANCING SOURCES/USES					
(a- b + c - d + e)			0.00	0.00	0.0%

Description	Function Codes	Object Codes	2023-24 Unaudited Actuals	2024-25 Budget	Percent Difference
A. REVENUES					
1) LCFF Sources		8010-8099	0.00	0.00	0.0%
2) Federal Revenue		8100-8299	0.00	0.00	0.0%
3) Other State Revenue		8300-8599	0.00	0.00	0.0%
4) Other Local Revenue		8600-8799	41,677.78	61,500.00	-83.3%
5) TOTAL, REVENUES			41,677.78	61,500.00	-83.3%
B. EXPENDITURES (Objects 1000-7999)					
1) Instruction	1000-1999		0.00	0.00	0.0%
2) Instruction - Related Services	2000-2999		0.00	0.00	0.0%
3) Pupil Services	3000-3999		0.00	0.00	0.0%
4) Ancillary Services	4000-4999		62,263.88	0.00	-100.0%
5) Community Services	5000-5999		0.00	0.00	0.0%
6) Enterprise	6000-6999		0.00	0.00	0.0%
7) General Administration	7000-7999		0.00	0.00	0.0%
8) Plant Services	8000-8999		0.00	0.00	0.0%
9) Other Outgo	9000-9999	Except 7600-7699	0.00	0.00	0.0%
10) TOTAL, EXPENDITURES			62,263.88	0.00	-100.0%
C. EXCESS (DEFICIENCY) OF REVENUES OVER EXPENDITURES BEFORE OTHER FINANCING SOURCES AND USES (A5 - B9)			(20,586.10)	61,500.00	-398.7%
D. OTHER FINANCING SOURCES/USES					
1) Interfund Transfers					
a) Transfers In		8900-8929	0.00	0.00	0.0%
b) Transfers Out		7600-7629	0.00	0.00	0.0%
2) Other Sources/Uses					
a) Sources		8930-8979	0.00	0.00	0.0%
b) Uses		7630-7699	0.00	0.00	0.0%
3) Contributions		8980-8999	0.00	0.00	0.0%
4) TOTAL, OTHER FINANCING SOURCES/USES			0.00	0.00	0.0%
E. NET INCREASE (DECREASE) IN FUND BALANCE (C + D4)			(20,586.10)	61,500.00	-398.7%
F. FUND BALANCE, RESERVES					
1) Beginning Fund Balance					
a) As of July 1 - Unaudited		9791	67,594.59	47,008.49	-30.5%
b) Audit Adjustments		9793	0.00	0.00	0.0%
c) As of July 1 - Audited (F1a + F1b)			67,594.59	47,008.49	-30.5%
d) Other Restatements		9795	0.00	0.00	0.0%
e) Adjusted Beginning Balance (F1c + F1d)			67,594.59	47,008.49	-30.5%
2) Ending Balance, June 30 (E + F1e)			47,008.49	108,508.49	130.8%
Components of Ending Fund Balance					
a) Nonspendable					
Revolving Cash		9711	0.00	0.00	0.0%
Stores		9712	0.00	0.00	0.0%
Prepaid Items		9713	0.00	0.00	0.0%
All Others		9719	0.00	0.00	0.0%
b) Restricted		9740	47,008.49	108,508.49	130.8%
c) Committed					
Stabilization Arrangements		9750	0.00	0.00	0.0%
Other Commitments (by Resource/Object)		9760	0.00	0.00	0.0%
d) Assigned					
Other Assignments (by Resource/Object)		9780	0.00	0.00	0.0%
e) Unassigned/Unappropriated					
Reserve for Economic Uncertainties		9789	0.00	0.00	0.0%
Unassigned/Unappropriated Amount		9790	0.00	0.00	0.0%

Resource	Description	2023-24 Unaudited Actuals	2024-25 Budget
8210	Student Activity Funds	47,008.49	108,508.49
Total, Restricted Balance		47,008.49	108,508.49

Description	Resource Codes	Object Codes	2023-24 Unaudited Actuals	2024-25 Budget	Percent Difference
A. REVENUES					
1) LCFF Sources		8010-8099	0.00	0.00	0.0%
2) Federal Revenue		8100-8299	0.00	0.00	0.0%
3) Other State Revenue		8300-8599	518,132.98	339,913.00	-34.4%
4) Other Local Revenue		8600-8799	2,582,856.52	2,434,220.00	-5.8%
5) TOTAL, REVENUES			3,100,989.50	2,774,133.00	-10.5%
B. EXPENDITURES					
1) Certificated Salaries		1000-1999	139,396.15	137,926.00	-1.1%
2) Classified Salaries		2000-2999	1,119,883.54	931,873.82	-16.8%
3) Employee Benefits		3000-3999	583,571.51	501,389.27	-14.1%
4) Books and Supplies		4000-4999	155,786.64	75,000.00	-51.9%
5) Services and Other Operating Expenditures		5000-5999	441,196.64	242,328.00	-45.1%
6) Capital Outlay		6000-6999	0.00	0.00	0.0%
7) Other Outgo (excluding Transfers of Indirect Costs)		7100-7299, 7400-7499	1,807.51	755.00	-58.2%
8) Other Outgo - Transfers of Indirect Costs		7300-7399	25,964.79	26,397.97	1.7%
9) TOTAL, EXPENDITURES			2,467,606.78	1,915,670.06	-22.4%
C. EXCESS (DEFICIENCY) OF REVENUES OVER EXPENDITURES BEFORE OTHER FINANCING SOURCES AND USES (A5 - B9)			633,382.72	858,462.94	35.5%
D. OTHER FINANCING SOURCES/USES					
1) Interfund Transfers					
a) Transfers In		8900-8929	0.00	0.00	0.0%
b) Transfers Out		7600-7629	0.00	0.00	0.0%
2) Other Sources/Uses					
a) Sources		8930-8979	0.00	0.00	0.0%
b) Uses		7630-7699	0.00	0.00	0.0%
3) Contributions		8980-8999	0.00	0.00	0.0%
4) TOTAL, OTHER FINANCING SOURCES/USES			0.00	0.00	0.0%
E. NET INCREASE (DECREASE) IN FUND BALANCE (C + D4)			633,382.72	858,462.94	35.5%
F. FUND BALANCE, RESERVES					
1) Beginning Fund Balance					
a) As of July 1 - Unaudited		9791	3,282,011.84	3,915,394.56	19.3%
b) Audit Adjustments		9793	0.00	0.00	0.0%
c) As of July 1 - Audited (F1a + F1b)			3,282,011.84	3,915,394.56	19.3%
d) Other Restatements		9795	0.00	0.00	0.0%
e) Adjusted Beginning Balance (F1c + F1d)			3,282,011.84	3,915,394.56	19.3%
2) Ending Balance, June 30 (E + F1e)			3,915,394.56	4,773,857.50	21.9%
Components of Ending Fund Balance					
a) Nonspendable					
Revolving Cash		9711	0.00	0.00	0.0%
Stores		9712	0.00	0.00	0.0%
Prepaid Items		9713	0.00	0.00	0.0%
All Others		9719	0.00	0.00	0.0%
b) Restricted		9740	3,915,394.56	4,781,079.69	22.1%
c) Committed					
Stabilization Arrangements		9750	0.00	0.00	0.0%
Other Commitments		9760	0.00	0.00	0.0%
d) Assigned					
Other Assignments		9780	0.00	0.00	0.0%
e) Unassigned/Unappropriated Reserve for Economic Uncertainties		9789	0.00	0.00	0.0%
Unassigned/Unappropriated Amount		9790	0.00	(7,222.19)	New
G. ASSETS					
1) Cash					
a) in County Treasury		9110	5,313,143.81		
1) Fair Value Adjustment to Cash in County Treasury		9111	(80,094.00)		
b) in Banks		9120	0.00		
c) in Revolving Cash Account		9130	0.00		
d) with Fiscal Agent/Trustee		9135	0.00		
e) Collections Awaiting Deposit		9140	0.00		
2) Investments		9150	0.00		

Description	Resource Codes	Object Codes	2023-24 Unaudited Actuals	2024-25 Budget	Percent Difference
3) Accounts Receivable		9200	379,498.28		
4) Due from Grantor Government		9290	13,920.00		
5) Due from Other Funds		9310	679,881.82		
6) Stores		9320	0.00		
7) Prepaid Expenditures		9330	0.00		
8) Other Current Assets		9340	0.00		
9) Lease Receivable		9380	0.00		
10) TOTAL, ASSETS			6,306,349.91		
H. DEFERRED OUTFLOWS OF RESOURCES					
1) Deferred Outflows of Resources		9490	0.00		
2) TOTAL, DEFERRED OUTFLOWS			0.00		
I. LIABILITIES					
1) Accounts Payable		9500	62,269.59		
2) Due to Grantor Governments		9590	0.00		
3) Due to Other Funds		9610	2,328,685.76		
4) Current Loans		9640			
5) Unearned Revenue		9650	0.00		
6) TOTAL, LIABILITIES			2,390,955.35		
J. DEFERRED INFLOWS OF RESOURCES					
1) Deferred Inflows of Resources		9690	0.00		
2) TOTAL, DEFERRED INFLOWS			0.00		
K. FUND EQUITY					
(must agree with line F2) (G10 + H2) - (I6 + J2)			3,915,394.56		
FEDERAL REVENUE					
Child Nutrition Programs		8220	0.00	0.00	0.0%
Interagency Contracts Between LEAs		8285	0.00	0.00	0.0%
Title I, Part A, Basic	3010	8290	0.00	0.00	0.0%
All Other Federal Revenue	All Other	8290	0.00	0.00	0.0%
TOTAL, FEDERAL REVENUE			0.00	0.00	0.0%
OTHER STATE REVENUE					
Child Nutrition Programs		8520	0.00	0.00	0.0%
Child Development Apportionments		8530	0.00	0.00	0.0%
Pass-Through Revenues from State Sources		8587	0.00	0.00	0.0%
State Preschool	6105	8590	352,565.98	339,913.00	-3.6%
All Other State Revenue	All Other	8590	165,567.00	0.00	-100.0%
TOTAL, OTHER STATE REVENUE			518,132.98	339,913.00	-34.4%
OTHER LOCAL REVENUE					
Other Local Revenue					
Sales					
Sale of Equipment/Supplies		8631	0.00	0.00	0.0%
Food Service Sales		8634	0.00	0.00	0.0%
Interest		8660	174,812.45	100,220.00	-42.7%
Net Increase (Decrease) in the Fair Value of Investments		8662	43,637.00	0.00	-100.0%
Fees and Contracts					
Child Development Parent Fees		8673	0.00	0.00	0.0%
Interagency Services		8677	0.00	0.00	0.0%
All Other Fees and Contracts		8689	0.00	0.00	0.0%
Other Local Revenue					
All Other Local Revenue		8699	2,364,407.07	2,334,000.00	-1.3%
All Other Transfers In from All Others		8799	0.00	0.00	0.0%
TOTAL, OTHER LOCAL REVENUE			2,582,856.52	2,434,220.00	-5.8%
TOTAL, REVENUES			3,100,989.50	2,774,133.00	-10.5%
CERTIFICATED SALARIES					
Certificated Teachers' Salaries		1100	139,396.15	137,926.00	-1.1%
Certificated Pupil Support Salaries		1200	0.00	0.00	0.0%
Certificated Supervisors' and Administrators' Salaries		1300	0.00	0.00	0.0%
Other Certificated Salaries		1900	0.00	0.00	0.0%
TOTAL, CERTIFICATED SALARIES			139,396.15	137,926.00	-1.1%
CLASSIFIED SALARIES					
Classified Instructional Salaries		2100	260,408.38	257,068.00	-1.3%

Description	Resource Codes	Object Codes	2023-24 Unaudited Actuals	2024-25 Budget	Percent Difference
Classified Support Salaries		2200	11,733.01	12,929.00	10.2%
Classified Supervisors' and Administrators' Salaries		2300	219,494.06	103,535.00	-52.8%
Clerical, Technical and Office Salaries		2400	107,525.53	23,577.00	-78.1%
Other Classified Salaries		2900	520,722.56	534,764.82	2.7%
TOTAL, CLASSIFIED SALARIES			1,119,883.54	931,873.82	-16.8%
EMPLOYEE BENEFITS					
STRS		3101-3102	12,975.94	8,590.00	-33.8%
PERS		3201-3202	240,637.32	196,534.00	-18.3%
OASDI/Medicare/Alternative		3301-3302	92,391.40	79,879.00	-13.5%
Health and Welfare Benefits		3401-3402	201,664.30	184,151.00	-8.7%
Unemployment Insurance		3501-3502	705.57	558.00	-20.9%
Workers' Compensation		3601-3602	18,919.26	16,867.00	-10.8%
OPEB, Allocated		3701-3702	0.00	0.00	0.0%
OPEB, Active Employees		3751-3752	16,277.72	14,810.27	-9.0%
Other Employee Benefits		3901-3902	0.00	0.00	0.0%
TOTAL, EMPLOYEE BENEFITS			583,571.51	501,389.27	-14.1%
BOOKS AND SUPPLIES					
Approved Textbooks and Core Curricula Materials		4100	0.00	0.00	0.0%
Books and Other Reference Materials		4200	0.00	0.00	0.0%
Materials and Supplies		4300	152,349.42	75,000.00	-50.8%
Noncapitalized Equipment		4400	3,437.22	0.00	-100.0%
Food		4700	0.00	0.00	0.0%
TOTAL, BOOKS AND SUPPLIES			155,786.64	75,000.00	-51.9%
SERVICES AND OTHER OPERATING EXPENDITURES					
Subagreements for Services		5100	0.00	0.00	0.0%
Travel and Conferences		5200	5,225.94	7,200.00	37.8%
Dues and Memberships		5300	1,250.00	625.00	-50.0%
Insurance		5400-5450	0.00	0.00	0.0%
Operations and Housekeeping Services		5500	14,812.35	5,872.00	-60.4%
Rentals, Leases, Repairs, and Noncapitalized Improvements		5600	2,921.46	500.00	-82.9%
Transfers of Direct Costs		5710	0.00	0.00	0.0%
Transfers of Direct Costs - Interfund		5750	245,299.15	225,720.00	-8.0%
Professional/Consulting Services and Operating Expenditures		5800	170,369.30	2,150.00	-98.7%
Communications		5900	1,318.44	261.00	-80.2%
TOTAL, SERVICES AND OTHER OPERATING EXPENDITURES			441,196.64	242,328.00	-45.1%
CAPITAL OUTLAY					
Land		6100	0.00	0.00	0.0%
Land Improvements		6170	0.00	0.00	0.0%
Buildings and Improvements of Buildings		6200	0.00	0.00	0.0%
Equipment		6400	0.00	0.00	0.0%
Equipment Replacement		6500	0.00	0.00	0.0%
Lease Assets		6600	0.00	0.00	0.0%
Subscription Assets		6700	0.00	0.00	0.0%
TOTAL, CAPITAL OUTLAY			0.00	0.00	0.0%
OTHER OUTGO (excluding Transfers of Indirect Costs)					
Other Transfers Out					
All Other Transfers Out to All Others		7299	0.00	0.00	0.0%
Debt Service					
Debt Service - Interest		7438	0.00	0.00	0.0%
Other Debt Service - Principal		7439	1,807.51	755.00	-58.2%
TOTAL, OTHER OUTGO (excluding Transfers of Indirect Costs)			1,807.51	755.00	-58.2%
OTHER OUTGO - TRANSFERS OF INDIRECT COSTS					
Transfers of Indirect Costs - Interfund		7350	25,964.79	26,397.97	1.7%
TOTAL, OTHER OUTGO - TRANSFERS OF INDIRECT COSTS			25,964.79	26,397.97	1.7%
TOTAL, EXPENDITURES			2,467,606.78	1,915,670.06	-22.4%
INTERFUND TRANSFERS					
INTERFUND TRANSFERS IN					
From: General Fund		8911	0.00	0.00	0.0%
Other Authorized Interfund Transfers In		8919	0.00	0.00	0.0%
(a) TOTAL, INTERFUND TRANSFERS IN			0.00	0.00	0.0%

Description	Resource Codes	Object Codes	2023-24 Unaudited Actuals	2024-25 Budget	Percent Difference
INTERFUND TRANSFERS OUT					
Other Authorized Interfund Transfers Out		7619	0.00	0.00	0.0%
(b) TOTAL, INTERFUND TRANSFERS OUT			0.00	0.00	0.0%
OTHER SOURCES/USES					
SOURCES					
Other Sources					
Transfers from Funds of Lapsed/Reorganized LEAs		8965	0.00	0.00	0.0%
Long-Term Debt Proceeds					
Proceeds from Certificates of Participation		8971	0.00	0.00	0.0%
Proceeds from Leases		8972	0.00	0.00	0.0%
Proceeds from SBITAs		8974	0.00	0.00	0.0%
All Other Financing Sources		8979	0.00	0.00	0.0%
(c) TOTAL, SOURCES			0.00	0.00	0.0%
USES					
Transfers of Funds from Lapsed/Reorganized LEAs		7651	0.00	0.00	0.0%
All Other Financing Uses		7699	0.00	0.00	0.0%
(d) TOTAL, USES			0.00	0.00	0.0%
CONTRIBUTIONS					
Contributions from Unrestricted Revenues		8980	0.00	0.00	0.0%
Contributions from Restricted Revenues		8990	0.00	0.00	0.0%
(e) TOTAL, CONTRIBUTIONS			0.00	0.00	0.0%
TOTAL, OTHER FINANCING SOURCES/USES (a - b + c - d + e)			0.00	0.00	0.0%

Description	Function Codes	Object Codes	2023-24 Unaudited Actuals	2024-25 Budget	Percent Difference
A. REVENUES					
1) LCFF Sources		8010-8099	0.00	0.00	0.0%
2) Federal Revenue		8100-8299	0.00	0.00	0.0%
3) Other State Revenue		8300-8599	518,132.98	339,913.00	-34.4%
4) Other Local Revenue		8600-8799	2,582,856.52	2,434,220.00	-5.8%
5) TOTAL, REVENUES			3,100,989.50	2,774,133.00	-10.5%
B. EXPENDITURES (Objects 1000-7999)					
1) Instruction	1000-1999		510,949.55	507,097.50	-0.8%
2) Instruction - Related Services	2000-2999		192,703.94	195,390.83	1.4%
3) Pupil Services	3000-3999		158,713.07	148,723.08	-6.3%
4) Ancillary Services	4000-4999		0.00	0.00	0.0%
5) Community Services	5000-5999		1,553,875.89	1,007,282.80	-35.2%
6) Enterprise	6000-6999		0.00	0.00	0.0%
7) General Administration	7000-7999		25,964.79	26,397.97	1.7%
8) Plant Services	8000-8999		23,582.03	30,022.88	27.3%
9) Other Outgo	9000-9999	Except 7600-7699	1,807.51	755.00	-58.2%
10) TOTAL, EXPENDITURES			2,467,606.78	1,915,670.06	-22.4%
C. EXCESS (DEFICIENCY) OF REVENUES OVER EXPENDITURES BEFORE OTHER FINANCING SOURCES AND USES (A5 - B10)			633,382.72	858,462.94	35.5%
D. OTHER FINANCING SOURCES/USES					
1) Interfund Transfers					
a) Transfers In		8900-8929	0.00	0.00	0.0%
b) Transfers Out		7600-7629	0.00	0.00	0.0%
2) Other Sources/Uses					
a) Sources		8930-8979	0.00	0.00	0.0%
b) Uses		7630-7699	0.00	0.00	0.0%
3) Contributions		8980-8999	0.00	0.00	0.0%
4) TOTAL, OTHER FINANCING SOURCES/USES			0.00	0.00	0.0%
E. NET INCREASE (DECREASE) IN FUND BALANCE (C + D4)			633,382.72	858,462.94	35.5%
F. FUND BALANCE, RESERVES					
1) Beginning Fund Balance					
a) As of July 1 - Unaudited		9791	3,282,011.84	3,915,394.56	19.3%
b) Audit Adjustments		9793	0.00	0.00	0.0%
c) As of July 1 - Audited (F1a + F1b)			3,282,011.84	3,915,394.56	19.3%
d) Other Restatements		9795	0.00	0.00	0.0%
e) Adjusted Beginning Balance (F1c + F1d)			3,282,011.84	3,915,394.56	19.3%
2) Ending Balance, June 30 (E + F1e)			3,915,394.56	4,773,857.50	21.9%
Components of Ending Fund Balance					
a) Nonspendable					
Revolving Cash		9711	0.00	0.00	0.0%
Stores		9712	0.00	0.00	0.0%
Prepaid Items		9713	0.00	0.00	0.0%
All Others		9719	0.00	0.00	0.0%
b) Restricted		9740	3,915,394.56	4,781,079.69	22.1%
c) Committed					
Stabilization Arrangements		9750	0.00	0.00	0.0%
Other Commitments (by Resource/Object)		9760	0.00	0.00	0.0%
d) Assigned					
Other Assignments (by Resource/Object)		9780	0.00	0.00	0.0%
e) Unassigned/Unappropriated					
Reserve for Economic Uncertainties		9789	0.00	0.00	0.0%
Unassigned/Unappropriated Amount		9790	0.00	(7,222.19)	New

Resource	Description	2023-24 Unaudited Actuals	2024-25 Budget
5058	Early Education: Coronavirus Response and Relief Supplemental Appropriations (CRRSA) Act - One-time Stipend	22,601.25	22,601.25
5059	Early Education: ARP California State Preschool Program One-time Stipend	16,652.24	16,652.24
5066	Early Education: ARP California State Preschool Program - Rate Supplements	45,660.00	45,660.00
6130	Early Education: Center-Based Reserve Account	29,633.72	29,853.72
7810	Other Restricted State	82,660.22	0.00
9010	Other Restricted Local	3,718,187.13	4,666,312.48
Total, Restricted Balance		3,915,394.56	4,781,079.69

Description	Resource Codes	Object Codes	2023-24 Unaudited Actuals	2024-25 Budget	Percent Difference
A. REVENUES					
1) LCFF Sources		8010-8099	0.00	0.00	0.0%
2) Federal Revenue		8100-8299	1,471,082.00	1,239,000.00	-15.8%
3) Other State Revenue		8300-8599	1,937,001.32	1,847,000.00	-4.6%
4) Other Local Revenue		8600-8799	289,698.94	187,000.00	-35.5%
5) TOTAL, REVENUES			3,697,782.26	3,273,000.00	-11.5%
B. EXPENDITURES					
1) Certificated Salaries		1000-1999	0.00	0.00	0.0%
2) Classified Salaries		2000-2999	974,662.76	1,008,338.00	3.5%
3) Employee Benefits		3000-3999	437,602.76	451,148.92	3.1%
4) Books and Supplies		4000-4999	1,422,504.04	1,525,000.00	7.2%
5) Services and Other Operating Expenditures		5000-5999	7,472.59	(1,006.00)	-113.5%
6) Capital Outlay		6000-6999	308,841.72	0.00	-100.0%
7) Other Outgo (excluding Transfers of Indirect Costs)		7100-7299, 7400-7499	37.73	500.00	1,225.2%
8) Other Outgo - Transfers of Indirect Costs		7300-7399	74,736.30	107,097.07	43.3%
9) TOTAL, EXPENDITURES			3,225,857.90	3,091,077.99	-4.2%
C. EXCESS (DEFICIENCY) OF REVENUES OVER EXPENDITURES BEFORE OTHER FINANCING SOURCES AND USES (A5 - B9)			471,924.36	181,922.01	-61.5%
D. OTHER FINANCING SOURCES/USES					
1) Interfund Transfers					
a) Transfers In		8900-8929	0.00	0.00	0.0%
b) Transfers Out		7600-7629	0.00	0.00	0.0%
2) Other Sources/Uses					
a) Sources		8930-8979	0.00	0.00	0.0%
b) Uses		7630-7699	0.00	0.00	0.0%
3) Contributions		8980-8999	0.00	0.00	0.0%
4) TOTAL, OTHER FINANCING SOURCES/USES			0.00	0.00	0.0%
E. NET INCREASE (DECREASE) IN FUND BALANCE (C + D4)			471,924.36	181,922.01	-61.5%
F. FUND BALANCE, RESERVES					
1) Beginning Fund Balance					
a) As of July 1 - Unaudited		9791	3,880,652.93	4,352,577.29	12.2%
b) Audit Adjustments		9793	0.00	0.00	0.0%
c) As of July 1 - Audited (F1a + F1b)			3,880,652.93	4,352,577.29	12.2%
d) Other Restatements		9795	0.00	0.00	0.0%
e) Adjusted Beginning Balance (F1c + F1d)			3,880,652.93	4,352,577.29	12.2%
2) Ending Balance, June 30 (E + F1e)			4,352,577.29	4,534,499.30	4.2%
Components of Ending Fund Balance					
a) Nonspendable					
Revolving Cash		9711	100.00	0.00	-100.0%
Stores		9712	23,291.52	0.00	-100.0%
Prepaid Items		9713	0.00	0.00	0.0%
All Others		9719	0.00	0.00	0.0%
b) Restricted		9740	4,329,185.77	4,534,499.30	4.7%
c) Committed					
Stabilization Arrangements		9750	0.00	0.00	0.0%
Other Commitments		9760	0.00	0.00	0.0%
d) Assigned					
Other Assignments		9780	0.00	0.00	0.0%
e) Unassigned/Unappropriated Reserve for Economic Uncertainties		9789	0.00	0.00	0.0%
Unassigned/Unappropriated Amount		9790	0.00	0.00	0.0%
G. ASSETS					
1) Cash					
a) in County Treasury		9110	4,389,947.77		
1) Fair Value Adjustment to Cash in County Treasury		9111	(66,177.00)		
b) in Banks		9120	2,000.00		
c) in Revolving Cash Account		9130	100.00		
d) with Fiscal Agent/Trustee		9135	0.00		
e) Collections Awaiting Deposit		9140	0.00		
2) Investments		9150	0.00		

Description	Resource Codes	Object Codes	2023-24 Unaudited Actuals	2024-25 Budget	Percent Difference
3) Accounts Receivable		9200	573,314.43		
4) Due from Grantor Government		9290	0.00		
5) Due from Other Funds		9310	40,724.41		
6) Stores		9320	23,291.52		
7) Prepaid Expenditures		9330	0.00		
8) Other Current Assets		9340	0.00		
9) Lease Receivable		9380	0.00		
10) TOTAL, ASSETS			4,963,201.13		
H. DEFERRED OUTFLOWS OF RESOURCES					
1) Deferred Outflows of Resources		9490	0.00		
2) TOTAL, DEFERRED OUTFLOWS			0.00		
I. LIABILITIES					
1) Accounts Payable		9500	257,043.12		
2) Due to Grantor Governments		9590	0.00		
3) Due to Other Funds		9610	299,268.06		
4) Current Loans		9640			
5) Unearned Revenue		9650	54,312.66		
6) TOTAL, LIABILITIES			610,623.84		
J. DEFERRED INFLOWS OF RESOURCES					
1) Deferred Inflows of Resources		9690	0.00		
2) TOTAL, DEFERRED INFLOWS			0.00		
K. FUND EQUITY					
(must agree with line F2) (G10 + H2) - (I6 + J2)			4,352,577.29		
FEDERAL REVENUE					
Child Nutrition Programs		8220	1,454,940.62	1,219,000.00	-16.2%
Donated Food Commodities		8221	16,141.38	20,000.00	23.9%
All Other Federal Revenue		8290	0.00	0.00	0.0%
TOTAL, FEDERAL REVENUE			1,471,082.00	1,239,000.00	-15.8%
OTHER STATE REVENUE					
Child Nutrition Programs		8520	1,937,001.32	1,847,000.00	-4.6%
All Other State Revenue		8590	0.00	0.00	0.0%
TOTAL, OTHER STATE REVENUE			1,937,001.32	1,847,000.00	-4.6%
OTHER LOCAL REVENUE					
Other Local Revenue					
Sales					
Sale of Equipment/Supplies		8631	0.00	0.00	0.0%
Food Service Sales		8634	101,321.70	87,000.00	-14.1%
Leases and Rentals		8650	0.00	0.00	0.0%
Interest		8660	155,470.24	100,000.00	-35.7%
Net Increase (Decrease) in the Fair Value of Investments		8662	32,907.00	0.00	-100.0%
Fees and Contracts					
Interagency Services		8677	0.00	0.00	0.0%
Other Local Revenue					
All Other Local Revenue		8699	0.00	0.00	0.0%
TOTAL, OTHER LOCAL REVENUE			289,698.94	187,000.00	-35.5%
TOTAL, REVENUES			3,697,782.26	3,273,000.00	-11.5%
CERTIFICATED SALARIES					
Certificated Supervisors' and Administrators' Salaries		1300	0.00	0.00	0.0%
Other Certificated Salaries		1900	0.00	0.00	0.0%
TOTAL, CERTIFICATED SALARIES			0.00	0.00	0.0%
CLASSIFIED SALARIES					
Classified Support Salaries		2200	787,587.00	808,537.00	2.7%
Classified Supervisors' and Administrators' Salaries		2300	112,988.04	118,061.00	4.5%
Clerical, Technical and Office Salaries		2400	74,087.72	81,740.00	10.3%
Other Classified Salaries		2900	0.00	0.00	0.0%
TOTAL, CLASSIFIED SALARIES			974,662.76	1,008,338.00	3.5%
EMPLOYEE BENEFITS					
STRS		3101-3102	0.00	0.00	0.0%
PERS		3201-3202	198,844.34	196,505.00	-1.2%
OASDI/Medicare/Alternative		3301-3302	76,462.27	77,135.00	0.9%

Description	Resource Codes	Object Codes	2023-24 Unaudited Actuals	2024-25 Budget	Percent Difference
Health and Welfare Benefits		3401-3402	131,285.84	141,055.00	7.4%
Unemployment Insurance		3501-3502	507.43	504.00	-0.7%
Workers' Compensation		3601-3602	12,842.98	15,530.00	20.9%
OPEB, Allocated		3701-3702	0.00	0.00	0.0%
OPEB, Active Employees		3751-3752	12,823.90	15,583.92	21.5%
Other Employee Benefits		3901-3902	4,836.00	4,836.00	0.0%
TOTAL, EMPLOYEE BENEFITS			437,602.76	451,148.92	3.1%
BOOKS AND SUPPLIES					
Books and Other Reference Materials		4200	0.00	0.00	0.0%
Materials and Supplies		4300	129,583.37	135,000.00	4.2%
Noncapitalized Equipment		4400	96,458.44	130,000.00	34.8%
Food		4700	1,196,462.23	1,260,000.00	5.3%
TOTAL, BOOKS AND SUPPLIES			1,422,504.04	1,525,000.00	7.2%
SERVICES AND OTHER OPERATING EXPENDITURES					
Subagreements for Services		5100	0.00	0.00	0.0%
Travel and Conferences		5200	10,207.82	10,500.00	2.9%
Dues and Memberships		5300	211.00	225.00	6.6%
Insurance		5400-5450	0.00	0.00	0.0%
Operations and Housekeeping Services		5500	2,245.28	2,500.00	11.3%
Rentals, Leases, Repairs, and Noncapitalized Improvements		5600	9,848.64	10,900.00	10.7%
Transfers of Direct Costs		5710	0.00	0.00	0.0%
Transfers of Direct Costs - Interfund		5750	(82,416.46)	(76,500.00)	-7.2%
Professional/Consulting Services and Operating Expenditures		5800	66,327.84	50,000.00	-24.6%
Communications		5900	1,048.47	1,369.00	30.6%
TOTAL, SERVICES AND OTHER OPERATING EXPENDITURES			7,472.59	(1,006.00)	-113.5%
CAPITAL OUTLAY					
Buildings and Improvements of Buildings		6200	0.00	0.00	0.0%
Equipment		6400	308,841.72	0.00	-100.0%
Equipment Replacement		6500	0.00	0.00	0.0%
Lease Assets		6600	0.00	0.00	0.0%
Subscription Assets		6700	0.00	0.00	0.0%
TOTAL, CAPITAL OUTLAY			308,841.72	0.00	-100.0%
OTHER OUTGO (excluding Transfers of Indirect Costs)					
Debt Service					
Debt Service - Interest		7438	0.00	0.00	0.0%
Other Debt Service - Principal		7439	37.73	500.00	1,225.2%
TOTAL, OTHER OUTGO (excluding Transfers of Indirect Costs)			37.73	500.00	1,225.2%
OTHER OUTGO - TRANSFERS OF INDIRECT COSTS					
Transfers of Indirect Costs - Interfund		7350	74,736.30	107,097.07	43.3%
TOTAL, OTHER OUTGO - TRANSFERS OF INDIRECT COSTS			74,736.30	107,097.07	43.3%
TOTAL, EXPENDITURES			3,225,857.90	3,091,077.99	-4.2%
INTERFUND TRANSFERS					
INTERFUND TRANSFERS IN					
From: General Fund		8916	0.00	0.00	0.0%
Other Authorized Interfund Transfers In		8919	0.00	0.00	0.0%
(a) TOTAL, INTERFUND TRANSFERS IN			0.00	0.00	0.0%
INTERFUND TRANSFERS OUT					
Other Authorized Interfund Transfers Out		7619	0.00	0.00	0.0%
(b) TOTAL, INTERFUND TRANSFERS OUT			0.00	0.00	0.0%
OTHER SOURCES/USES					
SOURCES					
Other Sources					
Transfers from Funds of Lapsed/Reorganized LEAs		8965	0.00	0.00	0.0%
Long-Term Debt Proceeds					
Proceeds from Leases		8972	0.00	0.00	0.0%
Proceeds from SBITAs		8974	0.00	0.00	0.0%
All Other Financing Sources		8979	0.00	0.00	0.0%
(c) TOTAL, SOURCES			0.00	0.00	0.0%
USES					
Transfers of Funds from Lapsed/Reorganized LEAs		7651	0.00	0.00	0.0%

Description	Resource Codes	Object Codes	2023-24 Unaudited Actuals	2024-25 Budget	Percent Difference
All Other Financing Uses		7699	0.00	0.00	0.0%
(d) TOTAL, USES			0.00	0.00	0.0%
CONTRIBUTIONS					
Contributions from Unrestricted Revenues		8980	0.00	0.00	0.0%
Contributions from Restricted Revenues		8990	0.00	0.00	0.0%
(e) TOTAL, CONTRIBUTIONS			0.00	0.00	0.0%
TOTAL, OTHER FINANCING SOURCES/USES (a - b + c - d + e)			0.00	0.00	0.0%

Description	Function Codes	Object Codes	2023-24 Unaudited Actuals	2024-25 Budget	Percent Difference
A. REVENUES					
1) LCFF Sources		8010-8099	0.00	0.00	0.0%
2) Federal Revenue		8100-8299	1,471,082.00	1,239,000.00	-15.8%
3) Other State Revenue		8300-8599	1,937,001.32	1,847,000.00	-4.6%
4) Other Local Revenue		8600-8799	289,698.94	187,000.00	-35.5%
5) TOTAL, REVENUES			3,697,782.26	3,273,000.00	-11.5%
B. EXPENDITURES (Objects 1000-7999)					
1) Instruction	1000-1999		0.00	0.00	0.0%
2) Instruction - Related Services	2000-2999		0.00	0.00	0.0%
3) Pupil Services	3000-3999		3,145,638.89	2,977,980.92	-5.3%
4) Ancillary Services	4000-4999		0.00	0.00	0.0%
5) Community Services	5000-5999		0.00	0.00	0.0%
6) Enterprise	6000-6999		0.00	0.00	0.0%
7) General Administration	7000-7999		74,736.30	107,097.07	43.3%
8) Plant Services	8000-8999		5,444.98	5,500.00	1.0%
9) Other Outgo	9000-9999	Except 7600-7699	37.73	500.00	1,225.2%
10) TOTAL, EXPENDITURES			3,225,857.90	3,091,077.99	-4.2%
C. EXCESS (DEFICIENCY) OF REVENUES OVER EXPENDITURES BEFORE OTHER FINANCING SOURCES AND USES (A5 - B10)			471,924.36	181,922.01	-61.5%
D. OTHER FINANCING SOURCES/USES					
1) Interfund Transfers					
a) Transfers In		8900-8929	0.00	0.00	0.0%
b) Transfers Out		7600-7629	0.00	0.00	0.0%
2) Other Sources/Uses					
a) Sources		8930-8979	0.00	0.00	0.0%
b) Uses		7630-7699	0.00	0.00	0.0%
3) Contributions		8980-8999	0.00	0.00	0.0%
4) TOTAL, OTHER FINANCING SOURCES/USES			0.00	0.00	0.0%
E. NET INCREASE (DECREASE) IN FUND BALANCE (C + D4)			471,924.36	181,922.01	-61.5%
F. FUND BALANCE, RESERVES					
1) Beginning Fund Balance					
a) As of July 1 - Unaudited		9791	3,880,652.93	4,352,577.29	12.2%
b) Audit Adjustments		9793	0.00	0.00	0.0%
c) As of July 1 - Audited (F1a + F1b)			3,880,652.93	4,352,577.29	12.2%
d) Other Restatements		9795	0.00	0.00	0.0%
e) Adjusted Beginning Balance (F1c + F1d)			3,880,652.93	4,352,577.29	12.2%
2) Ending Balance, June 30 (E + F1e)			4,352,577.29	4,534,499.30	4.2%
Components of Ending Fund Balance					
a) Nonspendable					
Revolving Cash		9711	100.00	0.00	-100.0%
Stores		9712	23,291.52	0.00	-100.0%
Prepaid Items		9713	0.00	0.00	0.0%
All Others		9719	0.00	0.00	0.0%
b) Restricted		9740	4,329,185.77	4,534,499.30	4.7%
c) Committed					
Stabilization Arrangements		9750	0.00	0.00	0.0%
Other Commitments (by Resource/Object)		9760	0.00	0.00	0.0%
d) Assigned					
Other Assignments (by Resource/Object)		9780	0.00	0.00	0.0%
e) Unassigned/Unappropriated					
Reserve for Economic Uncertainties		9789	0.00	0.00	0.0%
Unassigned/Unappropriated Amount		9790	0.00	0.00	0.0%

Resource	Description	2023-24 Unaudited Actuals	2024-25 Budget
5310	Child Nutrition: School Programs (e.g., School Lunch, School Breakfast, Milk, Pregnant & Lactating Students)	3,934,685.12	4,139,998.65
5320	Child Nutrition: Child Care Food Program (CCFP) Claims-Centers and Family Day Care Homes (Meal Reimbursements)	123,451.42	123,451.42
5466	Child Nutrition: Supply Chain Assistance (SCA) Funds	135,420.72	135,420.72
7033	Child Nutrition: School Food Best Practices Apportionment	134,075.96	134,075.96
9010	Other Restricted Local	1,552.55	1,552.55
Total, Restricted Balance		4,329,185.77	4,534,499.30

Description	Resource Codes	Object Codes	2023-24 Unaudited Actuals	2024-25 Budget	Percent Difference
A. REVENUES					
1) LCFF Sources		8010-8099	0.00	0.00	0.0%
2) Federal Revenue		8100-8299	0.00	0.00	0.0%
3) Other State Revenue		8300-8599	0.00	0.00	0.0%
4) Other Local Revenue		8600-8799	518.05	300.00	-42.1%
5) TOTAL, REVENUES			518.05	300.00	-42.1%
B. EXPENDITURES					
1) Certificated Salaries		1000-1999	0.00	0.00	0.0%
2) Classified Salaries		2000-2999	0.00	0.00	0.0%
3) Employee Benefits		3000-3999	0.00	0.00	0.0%
4) Books and Supplies		4000-4999	0.00	0.00	0.0%
5) Services and Other Operating Expenditures		5000-5999	0.00	0.00	0.0%
6) Capital Outlay		6000-6999	0.00	0.00	0.0%
7) Other Outgo (excluding Transfers of Indirect Costs)		7100-7299, 7400-7499	0.00	0.00	0.0%
8) Other Outgo - Transfers of Indirect Costs		7300-7399	0.00	0.00	0.0%
9) TOTAL, EXPENDITURES			0.00	0.00	0.0%
C. EXCESS (DEFICIENCY) OF REVENUES OVER EXPENDITURES BEFORE OTHER FINANCING SOURCES AND USES (A5 - B9)			518.05	300.00	-42.1%
D. OTHER FINANCING SOURCES/USES					
1) Interfund Transfers					
a) Transfers In		8900-8929	0.00	0.00	0.0%
b) Transfers Out		7600-7629	0.00	0.00	0.0%
2) Other Sources/Uses					
a) Sources		8930-8979	0.00	0.00	0.0%
b) Uses		7630-7699	0.00	0.00	0.0%
3) Contributions		8980-8999	0.00	0.00	0.0%
4) TOTAL, OTHER FINANCING SOURCES/USES			0.00	0.00	0.0%
E. NET INCREASE (DECREASE) IN FUND BALANCE (C + D4)			518.05	300.00	-42.1%
F. FUND BALANCE, RESERVES					
1) Beginning Fund Balance					
a) As of July 1 - Unaudited		9791	10,108.90	10,626.95	5.1%
b) Audit Adjustments		9793	0.00	0.00	0.0%
c) As of July 1 - Audited (F1a + F1b)			10,108.90	10,626.95	5.1%
d) Other Restatements		9795	0.00	0.00	0.0%
e) Adjusted Beginning Balance (F1c + F1d)			10,108.90	10,626.95	5.1%
2) Ending Balance, June 30 (E + F1e)			10,626.95	10,926.95	2.8%
Components of Ending Fund Balance					
a) Nonspendable					
Revolving Cash		9711	0.00	0.00	0.0%
Stores		9712	0.00	0.00	0.0%
Prepaid Items		9713	0.00	0.00	0.0%
All Others		9719	0.00	0.00	0.0%
b) Restricted		9740	0.00	0.00	0.0%
c) Committed					
Stabilization Arrangements		9750	0.00	0.00	0.0%
Other Commitments		9760	0.00	0.00	0.0%
d) Assigned					
Other Assignments		9780	10,626.95	10,926.95	2.8%
e) Unassigned/Unappropriated Reserve for Economic Uncertainties		9789	0.00	0.00	0.0%
Unassigned/Unappropriated Amount		9790	0.00	0.00	0.0%
G. ASSETS					
1) Cash					
a) in County Treasury		9110	10,658.57		
1) Fair Value Adjustment to Cash in County Treasury		9111	(161.00)		
b) in Banks		9120	0.00		
c) in Revolving Cash Account		9130	0.00		
d) with Fiscal Agent/Trustee		9135	0.00		
e) Collections Awaiting Deposit		9140	0.00		
2) Investments		9150	0.00		

Description	Resource Codes	Object Codes	2023-24 Unaudited Actuals	2024-25 Budget	Percent Difference
3) Accounts Receivable		9200	129.38		
4) Due from Grantor Government		9290	0.00		
5) Due from Other Funds		9310	0.00		
6) Stores		9320	0.00		
7) Prepaid Expenditures		9330	0.00		
8) Other Current Assets		9340	0.00		
9) Lease Receivable		9380	0.00		
10) TOTAL, ASSETS			10,626.95		
H. DEFERRED OUTFLOWS OF RESOURCES					
1) Deferred Outflows of Resources		9490	0.00		
2) TOTAL, DEFERRED OUTFLOWS			0.00		
I. LIABILITIES					
1) Accounts Payable		9500	0.00		
2) Due to Grantor Governments		9590	0.00		
3) Due to Other Funds		9610	0.00		
4) Current Loans		9640			
5) Unearned Revenue		9650	0.00		
6) TOTAL, LIABILITIES			0.00		
J. DEFERRED INFLOWS OF RESOURCES					
1) Deferred Inflows of Resources		9690	0.00		
2) TOTAL, DEFERRED INFLOWS			0.00		
K. FUND EQUITY					
(must agree with line F2) (G10 + H2) - (I6 + J2)			10,626.95		
OTHER STATE REVENUE					
All Other State Apportionments - Current Year		8311	0.00	0.00	0.0%
All Other State Apportionments - Prior Years		8319	0.00	0.00	0.0%
All Other State Revenue		8590	0.00	0.00	0.0%
TOTAL, OTHER STATE REVENUE			0.00	0.00	0.0%
OTHER LOCAL REVENUE					
Other Local Revenue					
Sales					
Sale of Equipment/Supplies		8631	0.00	0.00	0.0%
Interest		8660	398.05	300.00	-24.6%
Net Increase (Decrease) in the Fair Value of Investments		8662	120.00	0.00	-100.0%
Other Transfers of Apportionments					
From Districts or Charter Schools		8791	0.00	0.00	0.0%
From County Offices		8792	0.00	0.00	0.0%
From JPAs		8793	0.00	0.00	0.0%
All Other Transfers In from All Others		8799	0.00	0.00	0.0%
TOTAL, OTHER LOCAL REVENUE			518.05	300.00	-42.1%
TOTAL, REVENUES			518.05	300.00	-42.1%
CLASSIFIED SALARIES					
Classified Support Salaries		2200	0.00	0.00	0.0%
TOTAL, CLASSIFIED SALARIES			0.00	0.00	0.0%
EMPLOYEE BENEFITS					
STRS		3101-3102	0.00	0.00	0.0%
PERS		3201-3202	0.00	0.00	0.0%
OASDI/Medicare/Alternative		3301-3302	0.00	0.00	0.0%
Health and Welfare Benefits		3401-3402	0.00	0.00	0.0%
Unemployment Insurance		3501-3502	0.00	0.00	0.0%
Workers' Compensation		3601-3602	0.00	0.00	0.0%
OPEB, Allocated		3701-3702	0.00	0.00	0.0%
OPEB, Active Employees		3751-3752	0.00	0.00	0.0%
Other Employee Benefits		3901-3902	0.00	0.00	0.0%
TOTAL, EMPLOYEE BENEFITS			0.00	0.00	0.0%
BOOKS AND SUPPLIES					
Books and Other Reference Materials		4200	0.00	0.00	0.0%
Materials and Supplies		4300	0.00	0.00	0.0%
Noncapitalized Equipment		4400	0.00	0.00	0.0%
TOTAL, BOOKS AND SUPPLIES			0.00	0.00	0.0%

Description	Resource Codes	Object Codes	2023-24 Unaudited Actuals	2024-25 Budget	Percent Difference
SERVICES AND OTHER OPERATING EXPENDITURES					
Subagreements for Services		5100	0.00	0.00	0.0%
Rentals, Leases, Repairs, and Noncapitalized Improvements		5600	0.00	0.00	0.0%
Transfers of Direct Costs - Interfund		5750	0.00	0.00	0.0%
Professional/Consulting Services and Operating Expenditures		5800	0.00	0.00	0.0%
TOTAL, SERVICES AND OTHER OPERATING EXPENDITURES			0.00	0.00	0.0%
CAPITAL OUTLAY					
Equipment		6400	0.00	0.00	0.0%
Equipment Replacement		6500	0.00	0.00	0.0%
Lease Assets		6600	0.00	0.00	0.0%
Subscription Assets		6700	0.00	0.00	0.0%
TOTAL, CAPITAL OUTLAY			0.00	0.00	0.0%
OTHER OUTGO (excluding Transfers of Indirect Costs)					
Debt Service					
Debt Service - Interest		7438	0.00	0.00	0.0%
Other Debt Service - Principal		7439	0.00	0.00	0.0%
TOTAL, OTHER OUTGO (excluding Transfers of Indirect Costs)			0.00	0.00	0.0%
TOTAL, EXPENDITURES			0.00	0.00	0.0%
INTERFUND TRANSFERS					
INTERFUND TRANSFERS IN					
Other Authorized Interfund Transfers In		8919	0.00	0.00	0.0%
(a) TOTAL, INTERFUND TRANSFERS IN			0.00	0.00	0.0%
INTERFUND TRANSFERS OUT					
Other Authorized Interfund Transfers Out		7619	0.00	0.00	0.0%
(b) TOTAL, INTERFUND TRANSFERS OUT			0.00	0.00	0.0%
OTHER SOURCES/USES					
SOURCES					
Other Sources					
Transfers from Funds of Lapsed/Reorganized LEAs		8965	0.00	0.00	0.0%
Long-Term Debt Proceeds					
Proceeds from Leases		8972	0.00	0.00	0.0%
Proceeds from SBITAs		8974	0.00	0.00	0.0%
(c) TOTAL, SOURCES			0.00	0.00	0.0%
USES					
Transfers of Funds from Lapsed/Reorganized LEAs		7651	0.00	0.00	0.0%
(d) TOTAL, USES			0.00	0.00	0.0%
CONTRIBUTIONS					
Contributions from Unrestricted Revenues		8980	0.00	0.00	0.0%
Contributions from Restricted Revenues		8990	0.00	0.00	0.0%
(e) TOTAL, CONTRIBUTIONS			0.00	0.00	0.0%
TOTAL, OTHER FINANCING SOURCES/USES (a - b + c - d + e)			0.00	0.00	0.0%

Description	Function Codes	Object Codes	2023-24 Unaudited Actuals	2024-25 Budget	Percent Difference
A. REVENUES					
1) LCFF Sources		8010-8099	0.00	0.00	0.0%
2) Federal Revenue		8100-8299	0.00	0.00	0.0%
3) Other State Revenue		8300-8599	0.00	0.00	0.0%
4) Other Local Revenue		8600-8799	518.05	300.00	-42.1%
5) TOTAL, REVENUES			518.05	300.00	-42.1%
B. EXPENDITURES (Objects 1000-7999)					
1) Instruction	1000-1999		0.00	0.00	0.0%
2) Instruction - Related Services	2000-2999		0.00	0.00	0.0%
3) Pupil Services	3000-3999		0.00	0.00	0.0%
4) Ancillary Services	4000-4999		0.00	0.00	0.0%
5) Community Services	5000-5999		0.00	0.00	0.0%
6) Enterprise	6000-6999		0.00	0.00	0.0%
7) General Administration	7000-7999		0.00	0.00	0.0%
8) Plant Services	8000-8999		0.00	0.00	0.0%
9) Other Outgo	9000-9999	Except 7600-7699	0.00	0.00	0.0%
10) TOTAL, EXPENDITURES			0.00	0.00	0.0%
C. EXCESS (DEFICIENCY) OF REVENUES OVER EXPENDITURES BEFORE OTHER FINANCING SOURCES AND USES (A5 - B10)			518.05	300.00	-42.1%
D. OTHER FINANCING SOURCES/USES					
1) Interfund Transfers					
a) Transfers In		8900-8929	0.00	0.00	0.0%
b) Transfers Out		7600-7629	0.00	0.00	0.0%
2) Other Sources/Uses					
a) Sources		8930-8979	0.00	0.00	0.0%
b) Uses		7630-7699	0.00	0.00	0.0%
3) Contributions		8980-8999	0.00	0.00	0.0%
4) TOTAL, OTHER FINANCING SOURCES/USES			0.00	0.00	0.0%
E. NET INCREASE (DECREASE) IN FUND BALANCE (C + D4)			518.05	300.00	-42.1%
F. FUND BALANCE, RESERVES					
1) Beginning Fund Balance					
a) As of July 1 - Unaudited		9791	10,108.90	10,626.95	5.1%
b) Audit Adjustments		9793	0.00	0.00	0.0%
c) As of July 1 - Audited (F1a + F1b)			10,108.90	10,626.95	5.1%
d) Other Restatements		9795	0.00	0.00	0.0%
e) Adjusted Beginning Balance (F1c + F1d)			10,108.90	10,626.95	5.1%
2) Ending Balance, June 30 (E + F1e)			10,626.95	10,926.95	2.8%
Components of Ending Fund Balance					
a) Nonspendable					
Revolving Cash		9711	0.00	0.00	0.0%
Stores		9712	0.00	0.00	0.0%
Prepaid Items		9713	0.00	0.00	0.0%
All Others		9719	0.00	0.00	0.0%
b) Restricted		9740	0.00	0.00	0.0%
c) Committed					
Stabilization Arrangements		9750	0.00	0.00	0.0%
Other Commitments (by Resource/Object)		9760	0.00	0.00	0.0%
d) Assigned					
Other Assignments (by Resource/Object)		9780	10,626.95	10,926.95	2.8%
e) Unassigned/Unappropriated					
Reserve for Economic Uncertainties		9789	0.00	0.00	0.0%
Unassigned/Unappropriated Amount		9790	0.00	0.00	0.0%

Resource	Description	2023-24 Unaudited Actuals	2024-25 Budget
Total, Restricted Balance		0.00	0.00

Description	Resource Codes	Object Codes	2023-24 Unaudited Actuals	2024-25 Budget	Percent Difference
A. REVENUES					
1) LCFF Sources		8010-8099	0.00	0.00	0.0%
2) Federal Revenue		8100-8299	0.00	0.00	0.0%
3) Other State Revenue		8300-8599	0.00	0.00	0.0%
4) Other Local Revenue		8600-8799	12.70	7.00	-44.9%
5) TOTAL, REVENUES			12.70	7.00	-44.9%
B. EXPENDITURES					
1) Certificated Salaries		1000-1999	0.00	0.00	0.0%
2) Classified Salaries		2000-2999	0.00	0.00	0.0%
3) Employee Benefits		3000-3999	0.00	0.00	0.0%
4) Books and Supplies		4000-4999	0.00	0.00	0.0%
5) Services and Other Operating Expenditures		5000-5999	0.00	0.00	0.0%
6) Capital Outlay		6000-6999	0.00	0.00	0.0%
7) Other Outgo (excluding Transfers of Indirect Costs)		7100-7299, 7400-7499	0.00	0.00	0.0%
8) Other Outgo - Transfers of Indirect Costs		7300-7399	0.00	0.00	0.0%
9) TOTAL, EXPENDITURES			0.00	0.00	0.0%
C. EXCESS (DEFICIENCY) OF REVENUES OVER EXPENDITURES BEFORE OTHER FINANCING SOURCES AND USES (A5 - B9)			12.70	7.00	-44.9%
D. OTHER FINANCING SOURCES/USES					
1) Interfund Transfers					
a) Transfers In		8900-8929	0.00	0.00	0.0%
b) Transfers Out		7600-7629	0.00	0.00	0.0%
2) Other Sources/Uses					
a) Sources		8930-8979	0.00	0.00	0.0%
b) Uses		7630-7699	0.00	0.00	0.0%
3) Contributions		8980-8999	0.00	0.00	0.0%
4) TOTAL, OTHER FINANCING SOURCES/USES			0.00	0.00	0.0%
E. NET INCREASE (DECREASE) IN FUND BALANCE (C + D4)			12.70	7.00	-44.9%
F. FUND BALANCE, RESERVES					
1) Beginning Fund Balance					
a) As of July 1 - Unaudited		9791	246.11	258.81	5.2%
b) Audit Adjustments		9793	0.00	0.00	0.0%
c) As of July 1 - Audited (F1a + F1b)			246.11	258.81	5.2%
d) Other Restatements		9795	0.00	0.00	0.0%
e) Adjusted Beginning Balance (F1c + F1d)			246.11	258.81	5.2%
2) Ending Balance, June 30 (E + F1e)			258.81	265.81	2.7%
Components of Ending Fund Balance					
a) Nonspendable					
Revolving Cash		9711	0.00	0.00	0.0%
Stores		9712	0.00	0.00	0.0%
Prepaid Items		9713	0.00	0.00	0.0%
All Others		9719	0.00	0.00	0.0%
b) Restricted		9740	0.00	0.00	0.0%
c) Committed					
Stabilization Arrangements		9750	0.00	0.00	0.0%
Other Commitments		9760	0.00	0.00	0.0%
d) Assigned					
Other Assignments		9780	258.81	265.81	2.7%
e) Unassigned/Unappropriated Reserve for Economic Uncertainties		9789	0.00	0.00	0.0%
Unassigned/Unappropriated Amount		9790	0.00	0.00	0.0%
G. ASSETS					
1) Cash					
a) in County Treasury		9110	259.66		
1) Fair Value Adjustment to Cash in County Treasury		9111	(4.00)		
b) in Banks		9120	0.00		
c) in Revolving Cash Account		9130	0.00		
d) with Fiscal Agent/Trustee		9135	0.00		
e) Collections Awaiting Deposit		9140	0.00		
2) Investments		9150	0.00		

Description	Resource Codes	Object Codes	2023-24 Unaudited Actuals	2024-25 Budget	Percent Difference
3) Accounts Receivable		9200	3.15		
4) Due from Grantor Government		9290	0.00		
5) Due from Other Funds		9310	0.00		
6) Stores		9320	0.00		
7) Prepaid Expenditures		9330	0.00		
8) Other Current Assets		9340	0.00		
9) Lease Receivable		9380	0.00		
10) TOTAL, ASSETS			258.81		
H. DEFERRED OUTFLOWS OF RESOURCES					
1) Deferred Outflows of Resources		9490	0.00		
2) TOTAL, DEFERRED OUTFLOWS			0.00		
I. LIABILITIES					
1) Accounts Payable		9500	0.00		
2) Due to Grantor Governments		9590	0.00		
3) Due to Other Funds		9610	0.00		
4) Current Loans		9640			
5) Unearned Revenue		9650	0.00		
6) TOTAL, LIABILITIES			0.00		
J. DEFERRED INFLOWS OF RESOURCES					
1) Deferred Inflows of Resources		9690	0.00		
2) TOTAL, DEFERRED INFLOWS			0.00		
K. FUND EQUITY					
(must agree with line F2) (G10 + H2) - (I6 + J2)			258.81		
OTHER LOCAL REVENUE					
Other Local Revenue					
Sales					
Sale of Equipment/Supplies		8631	0.00	0.00	0.0%
Interest		8660	9.70	7.00	-27.8%
Net Increase (Decrease) in the Fair Value of Investments		8662	3.00	0.00	-100.0%
TOTAL, OTHER LOCAL REVENUE			12.70	7.00	-44.9%
TOTAL, REVENUES			12.70	7.00	-44.9%
INTERFUND TRANSFERS					
INTERFUND TRANSFERS IN					
From: General Fund/CSSF		8912	0.00	0.00	0.0%
Other Authorized Interfund Transfers In		8919	0.00	0.00	0.0%
(a) TOTAL, INTERFUND TRANSFERS IN			0.00	0.00	0.0%
INTERFUND TRANSFERS OUT					
To: General Fund/CSSF		7612	0.00	0.00	0.0%
To: State School Building Fund/County School Facilities Fund		7613	0.00	0.00	0.0%
Other Authorized Interfund Transfers Out		7619	0.00	0.00	0.0%
(b) TOTAL, INTERFUND TRANSFERS OUT			0.00	0.00	0.0%
OTHER SOURCES/USES					
SOURCES					
Other Sources					
Transfers from Funds of Lapsed/Reorganized LEAs		8965	0.00	0.00	0.0%
(c) TOTAL, SOURCES			0.00	0.00	0.0%
USES					
Transfers of Funds from Lapsed/Reorganized LEAs		7651	0.00	0.00	0.0%
(d) TOTAL, USES			0.00	0.00	0.0%
CONTRIBUTIONS					
Contributions from Restricted Revenues		8990	0.00	0.00	0.0%
(e) TOTAL, CONTRIBUTIONS			0.00	0.00	0.0%
TOTAL, OTHER FINANCING SOURCES/USES (a - b + c - d + e)			0.00	0.00	0.0%

Description	Function Codes	Object Codes	2023-24 Unaudited Actuals	2024-25 Budget	Percent Difference
A. REVENUES					
1) LCFF Sources		8010-8099	0.00	0.00	0.0%
2) Federal Revenue		8100-8299	0.00	0.00	0.0%
3) Other State Revenue		8300-8599	0.00	0.00	0.0%
4) Other Local Revenue		8600-8799	12.70	7.00	-44.9%
5) TOTAL, REVENUES			12.70	7.00	-44.9%
B. EXPENDITURES (Objects 1000-7999)					
1) Instruction	1000-1999		0.00	0.00	0.0%
2) Instruction - Related Services	2000-2999		0.00	0.00	0.0%
3) Pupil Services	3000-3999		0.00	0.00	0.0%
4) Ancillary Services	4000-4999		0.00	0.00	0.0%
5) Community Services	5000-5999		0.00	0.00	0.0%
6) Enterprise	6000-6999		0.00	0.00	0.0%
7) General Administration	7000-7999		0.00	0.00	0.0%
8) Plant Services	8000-8999		0.00	0.00	0.0%
9) Other Outgo	9000-9999	Except 7600-7699	0.00	0.00	0.0%
10) TOTAL, EXPENDITURES			0.00	0.00	0.0%
C. EXCESS (DEFICIENCY) OF REVENUES OVER EXPENDITURES BEFORE OTHER FINANCING SOURCES AND USES (A5 - B10)			12.70	7.00	-44.9%
D. OTHER FINANCING SOURCES/USES					
1) Interfund Transfers					
a) Transfers In		8900-8929	0.00	0.00	0.0%
b) Transfers Out		7600-7629	0.00	0.00	0.0%
2) Other Sources/Uses					
a) Sources		8930-8979	0.00	0.00	0.0%
b) Uses		7630-7699	0.00	0.00	0.0%
3) Contributions		8980-8999	0.00	0.00	0.0%
4) TOTAL, OTHER FINANCING SOURCES/USES			0.00	0.00	0.0%
E. NET INCREASE (DECREASE) IN FUND BALANCE (C + D4)			12.70	7.00	-44.9%
F. FUND BALANCE, RESERVES					
1) Beginning Fund Balance					
a) As of July 1 - Unaudited		9791	246.11	258.81	5.2%
b) Audit Adjustments		9793	0.00	0.00	0.0%
c) As of July 1 - Audited (F1a + F1b)			246.11	258.81	5.2%
d) Other Restatements		9795	0.00	0.00	0.0%
e) Adjusted Beginning Balance (F1c + F1d)			246.11	258.81	5.2%
2) Ending Balance, June 30 (E + F1e)			258.81	265.81	2.7%
Components of Ending Fund Balance					
a) Nonspendable					
Revolving Cash		9711	0.00	0.00	0.0%
Stores		9712	0.00	0.00	0.0%
Prepaid Items		9713	0.00	0.00	0.0%
All Others		9719	0.00	0.00	0.0%
b) Restricted					
c) Committed					
Stabilization Arrangements		9750	0.00	0.00	0.0%
Other Commitments (by Resource/Object)		9760	0.00	0.00	0.0%
d) Assigned					
Other Assignments (by Resource/Object)		9780	258.81	265.81	2.7%
e) Unassigned/Unappropriated					
Reserve for Economic Uncertainties		9789	0.00	0.00	0.0%
Unassigned/Unappropriated Amount		9790	0.00	0.00	0.0%

Resource	Description	2023-24 Unaudited Actuals	2024-25 Budget
Total, Restricted Balance		0.00	0.00

Description	Resource Codes	Object Codes	2023-24 Unaudited Actuals	2024-25 Budget	Percent Difference
A. REVENUES					
1) LCFF Sources		8010-8099	0.00	0.00	0.0%
2) Federal Revenue		8100-8299	0.00	0.00	0.0%
3) Other State Revenue		8300-8599	0.00	0.00	0.0%
4) Other Local Revenue		8600-8799	37,546.86	0.00	-100.0%
5) TOTAL, REVENUES			37,546.86	0.00	-100.0%
B. EXPENDITURES					
1) Certificated Salaries		1000-1999	0.00	0.00	0.0%
2) Classified Salaries		2000-2999	0.00	0.00	0.0%
3) Employee Benefits		3000-3999	0.00	0.00	0.0%
4) Books and Supplies		4000-4999	0.00	0.00	0.0%
5) Services and Other Operating Expenditures		5000-5999	5,250.00	0.00	-100.0%
6) Capital Outlay		6000-6999	1,133,560.21	0.00	-100.0%
7) Other Outgo (excluding Transfers of Indirect Costs)		7100-7299, 7400-7499	0.00	0.00	0.0%
8) Other Outgo - Transfers of Indirect Costs		7300-7399	0.00	0.00	0.0%
9) TOTAL, EXPENDITURES			1,138,810.21	0.00	-100.0%
C. EXCESS (DEFICIENCY) OF REVENUES OVER EXPENDITURES BEFORE OTHER FINANCING SOURCES AND USES (A5 - B9)			(1,101,263.35)	0.00	-100.0%
D. OTHER FINANCING SOURCES/USES					
1) Interfund Transfers					
a) Transfers In		8900-8929	0.00	0.00	0.0%
b) Transfers Out		7600-7629	0.00	0.00	0.0%
2) Other Sources/Uses					
a) Sources		8930-8979	0.00	0.00	0.0%
b) Uses		7630-7699	0.00	0.00	0.0%
3) Contributions		8980-8999	0.00	0.00	0.0%
4) TOTAL, OTHER FINANCING SOURCES/USES			0.00	0.00	0.0%
E. NET INCREASE (DECREASE) IN FUND BALANCE (C + D4)			(1,101,263.35)	0.00	-100.0%
F. FUND BALANCE, RESERVES					
1) Beginning Fund Balance					
a) As of July 1 - Unaudited		9791	1,101,263.35	0.00	-100.0%
b) Audit Adjustments		9793	0.00	0.00	0.0%
c) As of July 1 - Audited (F1a + F1b)			1,101,263.35	0.00	-100.0%
d) Other Restatements		9795	0.00	0.00	0.0%
e) Adjusted Beginning Balance (F1c + F1d)			1,101,263.35	0.00	-100.0%
2) Ending Balance, June 30 (E + F1e)			0.00	0.00	0.0%
Components of Ending Fund Balance					
a) Nonspendable					
Revolving Cash		9711	0.00	0.00	0.0%
Stores		9712	0.00	0.00	0.0%
Prepaid Items		9713	0.00	0.00	0.0%
All Others		9719	0.00	0.00	0.0%
b) Restricted					
c) Committed					
Stabilization Arrangements		9750	0.00	0.00	0.0%
Other Commitments		9760	0.00	0.00	0.0%
d) Assigned					
Other Assignments		9780	0.00	0.00	0.0%
e) Unassigned/Unappropriated					
Reserve for Economic Uncertainties		9789	0.00	0.00	0.0%
Unassigned/Unappropriated Amount		9790	0.00	0.00	0.0%
G. ASSETS					
1) Cash					
a) in County Treasury		9110	135,139.83		
1) Fair Value Adjustment to Cash in County Treasury		9111	(2,037.00)		
b) in Banks		9120	0.00		
c) in Revolving Cash Account		9130	0.00		
d) with Fiscal Agent/Trustee		9135	0.00		
e) Collections Awaiting Deposit		9140	0.00		

Description	Resource Codes	Object Codes	2023-24 Unaudited Actuals	2024-25 Budget	Percent Difference
2) Investments		9150	0.00		
3) Accounts Receivable		9200	2,502.32		
4) Due from Grantor Government		9290	0.00		
5) Due from Other Funds		9310	198.72		
6) Stores		9320	0.00		
7) Prepaid Expenditures		9330	0.00		
8) Other Current Assets		9340	0.00		
9) Lease Receivable		9380	0.00		
10) TOTAL, ASSETS			135,803.87		
H. DEFERRED OUTFLOWS OF RESOURCES					
1) Deferred Outflows of Resources		9490	0.00		
2) TOTAL, DEFERRED OUTFLOWS			0.00		
I. LIABILITIES					
1) Accounts Payable		9500	0.00		
2) Due to Grantor Governments		9590	0.00		
3) Due to Other Funds		9610	135,803.87		
4) Current Loans		9640	0.00		
5) Unearned Revenue		9650	0.00		
6) TOTAL, LIABILITIES			135,803.87		
J. DEFERRED INFLOWS OF RESOURCES					
1) Deferred Inflows of Resources		9690	0.00		
2) TOTAL, DEFERRED INFLOWS			0.00		
K. FUND EQUITY					
Ending Fund Balance, June 30 (must agree with line F2) (G10 + H2) - (I6 + J2)			0.00		
FEDERAL REVENUE					
FEMA		8281	0.00	0.00	0.0%
All Other Federal Revenue		8290	0.00	0.00	0.0%
TOTAL, FEDERAL REVENUE			0.00	0.00	0.0%
OTHER STATE REVENUE					
Tax Relief Subventions					
Restricted Levies - Other					
Homeowners' Exemptions		8575	0.00	0.00	0.0%
Other Subventions/In-Lieu Taxes		8576	0.00	0.00	0.0%
All Other State Revenue		8590	0.00	0.00	0.0%
TOTAL, OTHER STATE REVENUE			0.00	0.00	0.0%
OTHER LOCAL REVENUE					
Other Local Revenue					
County and District Taxes					
Other Restricted Levies					
Secured Roll		8615	0.00	0.00	0.0%
Unsecured Roll		8616	0.00	0.00	0.0%
Prior Years' Taxes		8617	0.00	0.00	0.0%
Supplemental Taxes		8618	0.00	0.00	0.0%
Non-Ad Valorem Taxes					
Parcel Taxes		8621	0.00	0.00	0.0%
Other		8622	0.00	0.00	0.0%
Community Redevelopment Funds Not Subject to LCFF Deduction		8625	0.00	0.00	0.0%
Penalties and Interest from Delinquent Non-LCFF Taxes		8629	0.00	0.00	0.0%
Sales					
Sale of Equipment/Supplies		8631	0.00	0.00	0.0%
Leases and Rentals		8650	0.00	0.00	0.0%
Interest		8660	13,250.86	0.00	-100.0%
Net Increase (Decrease) in the Fair Value of Investments		8662	24,296.00	0.00	-100.0%
Other Local Revenue					
All Other Local Revenue		8699	0.00	0.00	0.0%
All Other Transfers In from All Others		8799	0.00	0.00	0.0%
TOTAL, OTHER LOCAL REVENUE			37,546.86	0.00	-100.0%
TOTAL, REVENUES			37,546.86	0.00	-100.0%
CLASSIFIED SALARIES					
Classified Support Salaries		2200	0.00	0.00	0.0%

Description	Resource Codes	Object Codes	2023-24 Unaudited Actuals	2024-25 Budget	Percent Difference
Classified Supervisors' and Administrators' Salaries		2300	0.00	0.00	0.0%
Clerical, Technical and Office Salaries		2400	0.00	0.00	0.0%
Other Classified Salaries		2900	0.00	0.00	0.0%
TOTAL, CLASSIFIED SALARIES			0.00	0.00	0.0%
EMPLOYEE BENEFITS					
STRS		3101-3102	0.00	0.00	0.0%
PERS		3201-3202	0.00	0.00	0.0%
OASDI/Medicare/Alternative		3301-3302	0.00	0.00	0.0%
Health and Welfare Benefits		3401-3402	0.00	0.00	0.0%
Unemployment Insurance		3501-3502	0.00	0.00	0.0%
Workers' Compensation		3601-3602	0.00	0.00	0.0%
OPEB, Allocated		3701-3702	0.00	0.00	0.0%
OPEB, Active Employees		3751-3752	0.00	0.00	0.0%
Other Employee Benefits		3901-3902	0.00	0.00	0.0%
TOTAL, EMPLOYEE BENEFITS			0.00	0.00	0.0%
BOOKS AND SUPPLIES					
Books and Other Reference Materials		4200	0.00	0.00	0.0%
Materials and Supplies		4300	0.00	0.00	0.0%
Noncapitalized Equipment		4400	0.00	0.00	0.0%
TOTAL, BOOKS AND SUPPLIES			0.00	0.00	0.0%
SERVICES AND OTHER OPERATING EXPENDITURES					
Subagreements for Services		5100	0.00	0.00	0.0%
Travel and Conferences		5200	0.00	0.00	0.0%
Insurance		5400-5450	0.00	0.00	0.0%
Operations and Housekeeping Services		5500	0.00	0.00	0.0%
Rentals, Leases, Repairs, and Noncapitalized Improvements		5600	0.00	0.00	0.0%
Transfers of Direct Costs		5710	0.00	0.00	0.0%
Transfers of Direct Costs - Interfund		5750	0.00	0.00	0.0%
Professional/Consulting Services and Operating Expenditures		5800	5,250.00	0.00	-100.0%
Communications		5900	0.00	0.00	0.0%
TOTAL, SERVICES AND OTHER OPERATING EXPENDITURES			5,250.00	0.00	-100.0%
CAPITAL OUTLAY					
Land		6100	0.00	0.00	0.0%
Land Improvements		6170	0.00	0.00	0.0%
Buildings and Improvements of Buildings		6200	1,133,560.21	0.00	-100.0%
Books and Media for New School Libraries or Major Expansion of School Libraries		6300	0.00	0.00	0.0%
Equipment		6400	0.00	0.00	0.0%
Equipment Replacement		6500	0.00	0.00	0.0%
Lease Assets		6600	0.00	0.00	0.0%
Subscription Assets		6700	0.00	0.00	0.0%
TOTAL, CAPITAL OUTLAY			1,133,560.21	0.00	-100.0%
OTHER OUTGO (excluding Transfers of Indirect Costs)					
Other Transfers Out					
All Other Transfers Out to All Others		7299	0.00	0.00	0.0%
Debt Service					
Repayment of State School Building Fund Aid - Proceeds from Bonds		7435	0.00	0.00	0.0%
Debt Service - Interest		7438	0.00	0.00	0.0%
Other Debt Service - Principal		7439	0.00	0.00	0.0%
TOTAL, OTHER OUTGO (excluding Transfers of Indirect Costs)			0.00	0.00	0.0%
TOTAL, EXPENDITURES			1,138,810.21	0.00	-100.0%
INTERFUND TRANSFERS					
INTERFUND TRANSFERS IN					
Other Authorized Interfund Transfers In		8919	0.00	0.00	0.0%
(a) TOTAL, INTERFUND TRANSFERS IN			0.00	0.00	0.0%
INTERFUND TRANSFERS OUT					
To: State School Building Fund/County School Facilities Fund		7613	0.00	0.00	0.0%
Other Authorized Interfund Transfers Out		7619	0.00	0.00	0.0%
(b) TOTAL, INTERFUND TRANSFERS OUT			0.00	0.00	0.0%
OTHER SOURCES/USES					
SOURCES					

Description	Resource Codes	Object Codes	2023-24 Unaudited Actuals	2024-25 Budget	Percent Difference
Proceeds					
Proceeds from Sale of Bonds		8951	0.00	0.00	0.0%
Proceeds from Disposal of Capital Assets		8953	0.00	0.00	0.0%
Other Sources					
County School Bldg Aid		8961	0.00	0.00	0.0%
Transfers from Funds of Lapsed/Reorganized LEAs		8965	0.00	0.00	0.0%
Long-Term Debt Proceeds					
Proceeds from Certificates of Participation		8971	0.00	0.00	0.0%
Proceeds from Leases		8972	0.00	0.00	0.0%
Proceeds from Lease Revenue Bonds		8973	0.00	0.00	0.0%
Proceeds from SBITAs		8974	0.00	0.00	0.0%
All Other Financing Sources		8979	0.00	0.00	0.0%
(c) TOTAL, SOURCES			0.00	0.00	0.0%
USES					
Transfers of Funds from Lapsed/Reorganized LEAs		7651	0.00	0.00	0.0%
All Other Financing Uses		7699	0.00	0.00	0.0%
(d) TOTAL, USES			0.00	0.00	0.0%
CONTRIBUTIONS					
Contributions from Unrestricted Revenues		8980	0.00	0.00	0.0%
Contributions from Restricted Revenues		8990	0.00	0.00	0.0%
(e) TOTAL, CONTRIBUTIONS			0.00	0.00	0.0%
TOTAL, OTHER FINANCING SOURCES/USES (a - b + c - d + e)			0.00	0.00	0.0%

Description	Function Codes	Object Codes	2023-24 Unaudited Actuals	2024-25 Budget	Percent Difference
A. REVENUES					
1) LCFF Sources		8010-8099	0.00	0.00	0.0%
2) Federal Revenue		8100-8299	0.00	0.00	0.0%
3) Other State Revenue		8300-8599	0.00	0.00	0.0%
4) Other Local Revenue		8600-8799	37,546.86	0.00	-100.0%
5) TOTAL, REVENUES			37,546.86	0.00	-100.0%
B. EXPENDITURES (Objects 1000-7999)					
1) Instruction	1000-1999		0.00	0.00	0.0%
2) Instruction - Related Services	2000-2999		0.00	0.00	0.0%
3) Pupil Services	3000-3999		0.00	0.00	0.0%
4) Ancillary Services	4000-4999		0.00	0.00	0.0%
5) Community Services	5000-5999		0.00	0.00	0.0%
6) Enterprise	6000-6999		0.00	0.00	0.0%
7) General Administration	7000-7999		0.00	0.00	0.0%
8) Plant Services	8000-8999		1,138,810.21	0.00	-100.0%
9) Other Outgo	9000-9999	Except 7600-7699	0.00	0.00	0.0%
10) TOTAL, EXPENDITURES			1,138,810.21	0.00	-100.0%
C. EXCESS (DEFICIENCY) OF REVENUES OVER EXPENDITURES BEFORE OTHER FINANCING SOURCES AND USES (A5 -B10)			(1,101,263.35)	0.00	-100.0%
D. OTHER FINANCING SOURCES/USES					
1) Interfund Transfers					
a) Transfers In		8900-8929	0.00	0.00	0.0%
b) Transfers Out		7600-7629	0.00	0.00	0.0%
2) Other Sources/Uses					
a) Sources		8930-8979	0.00	0.00	0.0%
b) Uses		7630-7699	0.00	0.00	0.0%
3) Contributions		8980-8999	0.00	0.00	0.0%
4) TOTAL, OTHER FINANCING SOURCES/USES			0.00	0.00	0.0%
E. NET INCREASE (DECREASE) IN FUND BALANCE (C + D4)			(1,101,263.35)	0.00	-100.0%
F. FUND BALANCE, RESERVES					
1) Beginning Fund Balance					
a) As of July 1 - Unaudited		9791	1,101,263.35	0.00	-100.0%
b) Audit Adjustments		9793	0.00	0.00	0.0%
c) As of July 1 - Audited (F1a + F1b)			1,101,263.35	0.00	-100.0%
d) Other Restatements		9795	0.00	0.00	0.0%
e) Adjusted Beginning Balance (F1c + F1d)			1,101,263.35	0.00	-100.0%
2) Ending Balance, June 30 (E + F1e)			0.00	0.00	0.0%
Components of Ending Fund Balance					
a) Nonspendable					
Revolving Cash		9711	0.00	0.00	0.0%
Stores		9712	0.00	0.00	0.0%
Prepaid Items		9713	0.00	0.00	0.0%
All Others		9719	0.00	0.00	0.0%
b) Restricted		9740	0.00	0.00	0.0%
c) Committed					
Stabilization Arrangements		9750	0.00	0.00	0.0%
Other Commitments (by Resource/Object)		9760	0.00	0.00	0.0%
d) Assigned					
Other Assignments (by Resource/Object)		9780	0.00	0.00	0.0%
e) Unassigned/Unappropriated					
Reserve for Economic Uncertainties		9789	0.00	0.00	0.0%
Unassigned/Unappropriated Amount		9790	0.00	0.00	0.0%

Resource	Description	2023-24 Unaudited Actuals	2024-25 Budget
Total, Restricted Balance		0.00	0.00

Description	Resource Codes	Object Codes	2023-24 Unaudited Actuals	2024-25 Budget	Percent Difference
A. REVENUES					
1) LCFF Sources		8010-8099	0.00	0.00	0.0%
2) Federal Revenue		8100-8299	0.00	0.00	0.0%
3) Other State Revenue		8300-8599	0.00	0.00	0.0%
4) Other Local Revenue		8600-8799	275,043.97	240,000.00	-12.7%
5) TOTAL, REVENUES			275,043.97	240,000.00	-12.7%
B. EXPENDITURES					
1) Certificated Salaries		1000-1999	0.00	0.00	0.0%
2) Classified Salaries		2000-2999	0.00	0.00	0.0%
3) Employee Benefits		3000-3999	0.00	0.00	0.0%
4) Books and Supplies		4000-4999	0.00	0.00	0.0%
5) Services and Other Operating Expenditures		5000-5999	32,114.50	31,386.00	-2.3%
6) Capital Outlay		6000-6999	972,136.68	1,912,561.25	96.7%
7) Other Outgo (excluding Transfers of Indirect Costs)		7100-7299, 7400-7499	10,693.20	10,694.00	0.0%
8) Other Outgo - Transfers of Indirect Costs		7300-7399	0.00	0.00	0.0%
9) TOTAL, EXPENDITURES			1,014,944.38	1,954,641.25	92.6%
C. EXCESS (DEFICIENCY) OF REVENUES OVER EXPENDITURES BEFORE OTHER FINANCING SOURCES AND USES (A5 - B9)			(739,900.41)	(1,714,641.25)	131.7%
D. OTHER FINANCING SOURCES/USES					
1) Interfund Transfers					
a) Transfers In		8900-8929	0.00	0.00	0.0%
b) Transfers Out		7600-7629	0.00	0.00	0.0%
2) Other Sources/Uses					
a) Sources		8930-8979	0.00	0.00	0.0%
b) Uses		7630-7699	0.00	0.00	0.0%
3) Contributions		8980-8999	0.00	0.00	0.0%
4) TOTAL, OTHER FINANCING SOURCES/USES			0.00	0.00	0.0%
E. NET INCREASE (DECREASE) IN FUND BALANCE (C + D4)			(739,900.41)	(1,714,641.25)	131.7%
F. FUND BALANCE, RESERVES					
1) Beginning Fund Balance					
a) As of July 1 - Unaudited		9791	1,694,035.15	954,134.74	-43.7%
b) Audit Adjustments		9793	0.00	0.00	0.0%
c) As of July 1 - Audited (F1a + F1b)			1,694,035.15	954,134.74	-43.7%
d) Other Restatements		9795	0.00	0.00	0.0%
e) Adjusted Beginning Balance (F1c + F1d)			1,694,035.15	954,134.74	-43.7%
2) Ending Balance, June 30 (E + F1e)			954,134.74	(760,506.51)	-179.7%
Components of Ending Fund Balance					
a) Nonspendable					
Revolving Cash		9711	0.00	0.00	0.0%
Stores		9712	0.00	0.00	0.0%
Prepaid Items		9713	0.00	0.00	0.0%
All Others		9719	0.00	0.00	0.0%
b) Restricted		9740	934,394.74	0.00	-100.0%
c) Committed					
Stabilization Arrangements		9750	0.00	0.00	0.0%
Other Commitments		9760	0.00	0.00	0.0%
d) Assigned					
Other Assignments		9780	19,740.00	19,740.00	0.0%
e) Unassigned/Unappropriated					
Reserve for Economic Uncertainties		9789	0.00	0.00	0.0%
Unassigned/Unappropriated Amount		9790	0.00	(780,246.51)	New
G. ASSETS					
1) Cash					
a) in County Treasury		9110	1,821,588.29		
1) Fair Value Adjustment to Cash in County Treasury		9111	(27,460.00)		
b) in Banks		9120	0.00		
c) in Revolving Cash Account		9130	0.00		
d) with Fiscal Agent/Trustee		9135	0.00		
e) Collections Awaiting Deposit		9140	0.00		

Description	Resource Codes	Object Codes	2023-24 Unaudited Actuals	2024-25 Budget	Percent Difference
2) Investments		9150	0.00		
3) Accounts Receivable		9200	0.00		
4) Due from Grantor Government		9290	0.00		
5) Due from Other Funds		9310	465.32		
6) Stores		9320	0.00		
7) Prepaid Expenditures		9330	0.00		
8) Other Current Assets		9340	0.00		
9) Lease Receivable		9380	0.00		
10) TOTAL, ASSETS			1,794,593.61		
H. DEFERRED OUTFLOWS OF RESOURCES					
1) Deferred Outflows of Resources		9490	0.00		
2) TOTAL, DEFERRED OUTFLOWS			0.00		
I. LIABILITIES					
1) Accounts Payable		9500	832,799.75		
2) Due to Grantor Governments		9590	0.00		
3) Due to Other Funds		9610	7,659.12		
4) Current Loans		9640	0.00		
5) Unearned Revenue		9650	0.00		
6) TOTAL, LIABILITIES			840,458.87		
J. DEFERRED INFLOWS OF RESOURCES					
1) Deferred Inflows of Resources		9690	0.00		
2) TOTAL, DEFERRED INFLOWS			0.00		
K. FUND EQUITY					
Ending Fund Balance, June 30 (must agree with line F2) (G10 + H2) - (I6 + J2)			954,134.74		
OTHER STATE REVENUE					
Tax Relief Subventions					
Restricted Levies - Other					
Homeowners' Exemptions		8575	0.00	0.00	0.0%
Other Subventions/In-Lieu Taxes		8576	0.00	0.00	0.0%
All Other State Revenue		8590	0.00	0.00	0.0%
TOTAL, OTHER STATE REVENUE			0.00	0.00	0.0%
OTHER LOCAL REVENUE					
Other Local Revenue					
County and District Taxes					
Other Restricted Levies					
Secured Roll		8615	0.00	0.00	0.0%
Unsecured Roll		8616	0.00	0.00	0.0%
Prior Years' Taxes		8617	0.00	0.00	0.0%
Supplemental Taxes		8618	0.00	0.00	0.0%
Non-Ad Valorem Taxes					
Parcel Taxes		8621	0.00	0.00	0.0%
Other		8622	0.00	0.00	0.0%
Community Redevelopment Funds Not Subject to LCFF Deduction		8625	0.00	0.00	0.0%
Penalties and Interest from Delinquent Non-LCFF Taxes		8629	0.00	0.00	0.0%
Sales					
Sale of Equipment/Supplies		8631	0.00	0.00	0.0%
Interest		8660	45,818.50	40,000.00	-12.7%
Net Increase (Decrease) in the Fair Value of Investments		8662	19,740.00	0.00	-100.0%
Fees and Contracts					
Mitigation/Developer Fees		8681	209,485.47	200,000.00	-4.5%
Other Local Revenue					
All Other Local Revenue		8699	0.00	0.00	0.0%
All Other Transfers In from All Others		8799	0.00	0.00	0.0%
TOTAL, OTHER LOCAL REVENUE			275,043.97	240,000.00	-12.7%
TOTAL, REVENUES			275,043.97	240,000.00	-12.7%
CERTIFICATED SALARIES					
Other Certificated Salaries		1900	0.00	0.00	0.0%
TOTAL, CERTIFICATED SALARIES			0.00	0.00	0.0%
CLASSIFIED SALARIES					
Classified Support Salaries		2200	0.00	0.00	0.0%

Description	Resource Codes	Object Codes	2023-24 Unaudited Actuals	2024-25 Budget	Percent Difference
Classified Supervisors' and Administrators' Salaries		2300	0.00	0.00	0.0%
Clerical, Technical and Office Salaries		2400	0.00	0.00	0.0%
Other Classified Salaries		2900	0.00	0.00	0.0%
TOTAL, CLASSIFIED SALARIES			0.00	0.00	0.0%
EMPLOYEE BENEFITS					
STRS		3101-3102	0.00	0.00	0.0%
PERS		3201-3202	0.00	0.00	0.0%
OASDI/Medicare/Alternative		3301-3302	0.00	0.00	0.0%
Health and Welfare Benefits		3401-3402	0.00	0.00	0.0%
Unemployment Insurance		3501-3502	0.00	0.00	0.0%
Workers' Compensation		3601-3602	0.00	0.00	0.0%
OPEB, Allocated		3701-3702	0.00	0.00	0.0%
OPEB, Active Employees		3751-3752	0.00	0.00	0.0%
Other Employee Benefits		3901-3902	0.00	0.00	0.0%
TOTAL, EMPLOYEE BENEFITS			0.00	0.00	0.0%
BOOKS AND SUPPLIES					
Approved Textbooks and Core Curricula Materials		4100	0.00	0.00	0.0%
Books and Other Reference Materials		4200	0.00	0.00	0.0%
Materials and Supplies		4300	0.00	0.00	0.0%
Noncapitalized Equipment		4400	0.00	0.00	0.0%
TOTAL, BOOKS AND SUPPLIES			0.00	0.00	0.0%
SERVICES AND OTHER OPERATING EXPENDITURES					
Subagreements for Services		5100	0.00	0.00	0.0%
Travel and Conferences		5200	0.00	0.00	0.0%
Insurance		5400-5450	0.00	0.00	0.0%
Operations and Housekeeping Services		5500	0.00	0.00	0.0%
Rentals, Leases, Repairs, and Noncapitalized Improvements		5600	24,455.38	24,186.00	-1.1%
Transfers of Direct Costs		5710	0.00	0.00	0.0%
Transfers of Direct Costs - Interfund		5750	7,659.12	7,200.00	-6.0%
Professional/Consulting Services and Operating Expenditures		5800	0.00	0.00	0.0%
Communications		5900	0.00	0.00	0.0%
TOTAL, SERVICES AND OTHER OPERATING EXPENDITURES			32,114.50	31,386.00	-2.3%
CAPITAL OUTLAY					
Land		6100	0.00	0.00	0.0%
Land Improvements		6170	0.00	0.00	0.0%
Buildings and Improvements of Buildings		6200	972,136.68	1,912,561.25	96.7%
Books and Media for New School Libraries or Major Expansion of School Libraries		6300	0.00	0.00	0.0%
Equipment		6400	0.00	0.00	0.0%
Equipment Replacement		6500	0.00	0.00	0.0%
Lease Assets		6600	0.00	0.00	0.0%
Subscription Assets		6700	0.00	0.00	0.0%
TOTAL, CAPITAL OUTLAY			972,136.68	1,912,561.25	96.7%
OTHER OUTGO (excluding Transfers of Indirect Costs)					
Other Transfers Out					
All Other Transfers Out to All Others		7299	0.00	0.00	0.0%
Debt Service					
Debt Service - Interest		7438	0.00	0.00	0.0%
Other Debt Service - Principal		7439	10,693.20	10,694.00	0.0%
TOTAL, OTHER OUTGO (excluding Transfers of Indirect Costs)			10,693.20	10,694.00	0.0%
TOTAL, EXPENDITURES			1,014,944.38	1,954,641.25	92.6%
INTERFUND TRANSFERS					
INTERFUND TRANSFERS IN					
Other Authorized Interfund Transfers In		8919	0.00	0.00	0.0%
(a) TOTAL, INTERFUND TRANSFERS IN			0.00	0.00	0.0%
INTERFUND TRANSFERS OUT					
To: State School Building Fund/County School Facilities Fund		7613	0.00	0.00	0.0%
Other Authorized Interfund Transfers Out		7619	0.00	0.00	0.0%
(b) TOTAL, INTERFUND TRANSFERS OUT			0.00	0.00	0.0%
OTHER SOURCES/USES					
SOURCES					

Description	Resource Codes	Object Codes	2023-24 Unaudited Actuals	2024-25 Budget	Percent Difference
Proceeds					
Proceeds from Disposal of Capital Assets		8953	0.00	0.00	0.0%
Other Sources					
Transfers from Funds of Lapsed/Reorganized LEAs		8965	0.00	0.00	0.0%
Long-Term Debt Proceeds					
Proceeds from Certificates of Participation		8971	0.00	0.00	0.0%
Proceeds from Leases		8972	0.00	0.00	0.0%
Proceeds from Lease Revenue Bonds		8973	0.00	0.00	0.0%
Proceeds from SBITAs		8974	0.00	0.00	0.0%
All Other Financing Sources		8979	0.00	0.00	0.0%
(c) TOTAL, SOURCES			0.00	0.00	0.0%
USES					
Transfers of Funds from Lapsed/Reorganized LEAs		7651	0.00	0.00	0.0%
All Other Financing Uses		7699	0.00	0.00	0.0%
(d) TOTAL, USES			0.00	0.00	0.0%
CONTRIBUTIONS					
Contributions from Unrestricted Revenues		8980	0.00	0.00	0.0%
Contributions from Restricted Revenues		8990	0.00	0.00	0.0%
(e) TOTAL, CONTRIBUTIONS			0.00	0.00	0.0%
TOTAL, OTHER FINANCING SOURCES/USES (a - b + c - d + e)			0.00	0.00	0.0%

Description	Function Codes	Object Codes	2023-24 Unaudited Actuals	2024-25 Budget	Percent Difference
A. REVENUES					
1) LCFF Sources		8010-8099	0.00	0.00	0.0%
2) Federal Revenue		8100-8299	0.00	0.00	0.0%
3) Other State Revenue		8300-8599	0.00	0.00	0.0%
4) Other Local Revenue		8600-8799	275,043.97	240,000.00	-12.7%
5) TOTAL, REVENUES			275,043.97	240,000.00	-12.7%
B. EXPENDITURES (Objects 1000-7999)					
1) Instruction	1000-1999		0.00	0.00	0.0%
2) Instruction - Related Services	2000-2999		0.00	0.00	0.0%
3) Pupil Services	3000-3999		0.00	0.00	0.0%
4) Ancillary Services	4000-4999		0.00	0.00	0.0%
5) Community Services	5000-5999		0.00	0.00	0.0%
6) Enterprise	6000-6999		0.00	0.00	0.0%
7) General Administration	7000-7999		0.00	0.00	0.0%
8) Plant Services	8000-8999		1,004,251.18	1,943,947.25	93.6%
9) Other Outgo	9000-9999	Except 7600-7699	10,693.20	10,694.00	0.0%
10) TOTAL, EXPENDITURES			1,014,944.38	1,954,641.25	92.6%
C. EXCESS (DEFICIENCY) OF REVENUES OVER EXPENDITURES BEFORE OTHER FINANCING SOURCES AND USES (A5 -B10)			(739,900.41)	(1,714,641.25)	131.7%
D. OTHER FINANCING SOURCES/USES					
1) Interfund Transfers					
a) Transfers In		8900-8929	0.00	0.00	0.0%
b) Transfers Out		7600-7629	0.00	0.00	0.0%
2) Other Sources/Uses					
a) Sources		8930-8979	0.00	0.00	0.0%
b) Uses		7630-7699	0.00	0.00	0.0%
3) Contributions		8980-8999	0.00	0.00	0.0%
4) TOTAL, OTHER FINANCING SOURCES/USES			0.00	0.00	0.0%
E. NET INCREASE (DECREASE) IN FUND BALANCE (C + D4)			(739,900.41)	(1,714,641.25)	131.7%
F. FUND BALANCE, RESERVES					
1) Beginning Fund Balance					
a) As of July 1 - Unaudited		9791	1,694,035.15	954,134.74	-43.7%
b) Audit Adjustments		9793	0.00	0.00	0.0%
c) As of July 1 - Audited (F1a + F1b)			1,694,035.15	954,134.74	-43.7%
d) Other Restatements		9795	0.00	0.00	0.0%
e) Adjusted Beginning Balance (F1c + F1d)			1,694,035.15	954,134.74	-43.7%
2) Ending Balance, June 30 (E + F1e)			954,134.74	(760,506.51)	-179.7%
Components of Ending Fund Balance					
a) Nonspendable					
Revolving Cash		9711	0.00	0.00	0.0%
Stores		9712	0.00	0.00	0.0%
Prepaid Items		9713	0.00	0.00	0.0%
All Others		9719	0.00	0.00	0.0%
b) Restricted		9740	934,394.74	0.00	-100.0%
c) Committed					
Stabilization Arrangements		9750	0.00	0.00	0.0%
Other Commitments (by Resource/Object)		9760	0.00	0.00	0.0%
d) Assigned					
Other Assignments (by Resource/Object)		9780	19,740.00	19,740.00	0.0%
e) Unassigned/Unappropriated					
Reserve for Economic Uncertainties		9789	0.00	0.00	0.0%
Unassigned/Unappropriated Amount		9790	0.00	(780,246.51)	New

Resource	Description	2023-24 Unaudited Actuals	2024-25 Budget
9010	Other Restricted Local	934,394.74	0.00
Total, Restricted Balance		934,394.74	0.00

Description	Resource Codes	Object Codes	2023-24 Unaudited Actuals	2024-25 Budget	Percent Difference
A. REVENUES					
1) LCFF Sources		8010-8099	0.00	0.00	0.0%
2) Federal Revenue		8100-8299	0.00	0.00	0.0%
3) Other State Revenue		8300-8599	0.00	0.00	0.0%
4) Other Local Revenue		8600-8799	114,819.75	75,000.00	-34.7%
5) TOTAL, REVENUES			114,819.75	75,000.00	-34.7%
B. EXPENDITURES					
1) Certificated Salaries		1000-1999	0.00	0.00	0.0%
2) Classified Salaries		2000-2999	0.00	0.00	0.0%
3) Employee Benefits		3000-3999	0.00	0.00	0.0%
4) Books and Supplies		4000-4999	0.00	100,000.00	New
5) Services and Other Operating Expenditures		5000-5999	(1,947.95)	0.00	-100.0%
6) Capital Outlay		6000-6999	4,466,282.40	500,000.00	-88.8%
7) Other Outgo (excluding Transfers of Indirect Costs)		7100-7299, 7400-7499	0.00	643,391.63	New
8) Other Outgo - Transfers of Indirect Costs		7300-7399	0.00	0.00	0.0%
9) TOTAL, EXPENDITURES			4,464,334.45	1,243,391.63	-72.1%
C. EXCESS (DEFICIENCY) OF REVENUES OVER EXPENDITURES BEFORE OTHER FINANCING SOURCES AND USES (A5 - B9)			(4,349,514.70)	(1,168,391.63)	-73.1%
D. OTHER FINANCING SOURCES/USES					
1) Interfund Transfers					
a) Transfers In		8900-8929	500,000.00	0.00	-100.0%
b) Transfers Out		7600-7629	0.00	0.00	0.0%
2) Other Sources/Uses					
a) Sources		8930-8979	0.00	0.00	0.0%
b) Uses		7630-7699	0.00	0.00	0.0%
3) Contributions		8980-8999	0.00	0.00	0.0%
4) TOTAL, OTHER FINANCING SOURCES/USES			500,000.00	0.00	-100.0%
E. NET INCREASE (DECREASE) IN FUND BALANCE (C + D4)			(3,849,514.70)	(1,168,391.63)	-69.6%
F. FUND BALANCE, RESERVES					
1) Beginning Fund Balance					
a) As of July 1 - Unaudited		9791	5,747,827.05	1,898,312.35	-67.0%
b) Audit Adjustments		9793	0.00	0.00	0.0%
c) As of July 1 - Audited (F1a + F1b)			5,747,827.05	1,898,312.35	-67.0%
d) Other Restatements		9795	0.00	0.00	0.0%
e) Adjusted Beginning Balance (F1c + F1d)			5,747,827.05	1,898,312.35	-67.0%
2) Ending Balance, June 30 (E + F1e)			1,898,312.35	729,920.72	-61.5%
Components of Ending Fund Balance					
a) Nonspendable					
Revolving Cash		9711	0.00	0.00	0.0%
Stores		9712	0.00	0.00	0.0%
Prepaid Items		9713	0.00	0.00	0.0%
All Others		9719	0.00	0.00	0.0%
b) Restricted		9740	1,159,103.80	384,912.17	-66.8%
c) Committed					
Stabilization Arrangements		9750	0.00	0.00	0.0%
Other Commitments		9760	0.00	0.00	0.0%
d) Assigned					
Other Assignments		9780	739,208.55	345,008.55	-53.3%
e) Unassigned/Unappropriated					
Reserve for Economic Uncertainties		9789	0.00	0.00	0.0%
Unassigned/Unappropriated Amount		9790	0.00	0.00	0.0%
G. ASSETS					
1) Cash					
a) in County Treasury		9110	1,790,730.95		
1) Fair Value Adjustment to Cash in County Treasury		9111	(26,995.00)		
b) in Banks		9120	0.00		
c) in Revolving Cash Account		9130	0.00		
d) with Fiscal Agent/Trustee		9135	315,756.30		
e) Collections Awaiting Deposit		9140	0.00		

Description	Resource Codes	Object Codes	2023-24 Unaudited Actuals	2024-25 Budget	Percent Difference
2) Investments		9150	0.00		
3) Accounts Receivable		9200	0.00		
4) Due from Grantor Government		9290	0.00		
5) Due from Other Funds		9310	0.00		
6) Stores		9320	0.00		
7) Prepaid Expenditures		9330	0.00		
8) Other Current Assets		9340	0.00		
9) Lease Receivable		9380	0.00		
10) TOTAL, ASSETS			2,079,492.25		
H. DEFERRED OUTFLOWS OF RESOURCES					
1) Deferred Outflows of Resources		9490	0.00		
2) TOTAL, DEFERRED OUTFLOWS			0.00		
I. LIABILITIES					
1) Accounts Payable		9500	181,179.90		
2) Due to Grantor Governments		9590	0.00		
3) Due to Other Funds		9610	0.00		
4) Current Loans		9640	0.00		
5) Unearned Revenue		9650	0.00		
6) TOTAL, LIABILITIES			181,179.90		
J. DEFERRED INFLOWS OF RESOURCES					
1) Deferred Inflows of Resources		9690	0.00		
2) TOTAL, DEFERRED INFLOWS			0.00		
K. FUND EQUITY					
Ending Fund Balance, June 30 (must agree with line F2) (G10 + H2) - (I6 + J2)			1,898,312.35		
FEDERAL REVENUE					
FEMA		8281	0.00	0.00	0.0%
All Other Federal Revenue		8290	0.00	0.00	0.0%
TOTAL, FEDERAL REVENUE			0.00	0.00	0.0%
OTHER STATE REVENUE					
Pass-Through Revenues from State Sources		8587	0.00	0.00	0.0%
California Clean Energy Jobs Act	6230	8590	0.00	0.00	0.0%
All Other State Revenue	All Other	8590	0.00	0.00	0.0%
TOTAL, OTHER STATE REVENUE			0.00	0.00	0.0%
OTHER LOCAL REVENUE					
Other Local Revenue					
Community Redevelopment Funds Not Subject to LCFF Deduction		8625	0.00	0.00	0.0%
Sales					
Sale of Equipment/Supplies		8631	0.00	0.00	0.0%
Leases and Rentals		8650	0.00	0.00	0.0%
Interest		8660	56,697.75	75,000.00	32.3%
Net Increase (Decrease) in the Fair Value of Investments		8662	58,122.00	0.00	-100.0%
Other Local Revenue					
All Other Local Revenue		8699	0.00	0.00	0.0%
All Other Transfers In from All Others		8799	0.00	0.00	0.0%
TOTAL, OTHER LOCAL REVENUE			114,819.75	75,000.00	-34.7%
TOTAL, REVENUES			114,819.75	75,000.00	-34.7%
CLASSIFIED SALARIES					
Classified Support Salaries		2200	0.00	0.00	0.0%
Classified Supervisors' and Administrators' Salaries		2300	0.00	0.00	0.0%
Clerical, Technical and Office Salaries		2400	0.00	0.00	0.0%
Other Classified Salaries		2900	0.00	0.00	0.0%
TOTAL, CLASSIFIED SALARIES			0.00	0.00	0.0%
EMPLOYEE BENEFITS					
STRS		3101-3102	0.00	0.00	0.0%
PERS		3201-3202	0.00	0.00	0.0%
OASDI/Medicare/Alternative		3301-3302	0.00	0.00	0.0%
Health and Welfare Benefits		3401-3402	0.00	0.00	0.0%
Unemployment Insurance		3501-3502	0.00	0.00	0.0%
Workers' Compensation		3601-3602	0.00	0.00	0.0%
OPEB, Allocated		3701-3702	0.00	0.00	0.0%

Description	Resource Codes	Object Codes	2023-24 Unaudited Actuals	2024-25 Budget	Percent Difference
OPEB, Active Employees		3751-3752	0.00	0.00	0.0%
Other Employee Benefits		3901-3902	0.00	0.00	0.0%
TOTAL, EMPLOYEE BENEFITS			0.00	0.00	0.0%
BOOKS AND SUPPLIES					
Books and Other Reference Materials		4200	0.00	0.00	0.0%
Materials and Supplies		4300	0.00	100,000.00	New
Noncapitalized Equipment		4400	0.00	0.00	0.0%
TOTAL, BOOKS AND SUPPLIES			0.00	100,000.00	New
SERVICES AND OTHER OPERATING EXPENDITURES					
Subagreements for Services		5100	0.00	0.00	0.0%
Travel and Conferences		5200	0.00	0.00	0.0%
Insurance		5400-5450	0.00	0.00	0.0%
Operations and Housekeeping Services		5500	0.00	0.00	0.0%
Rentals, Leases, Repairs, and Noncapitalized Improvements		5600	(1,947.95)	0.00	-100.0%
Transfers of Direct Costs		5710	0.00	0.00	0.0%
Transfers of Direct Costs - Interfund		5750	0.00	0.00	0.0%
Professional/Consulting Services and Operating Expenditures		5800	0.00	0.00	0.0%
Communications		5900	0.00	0.00	0.0%
TOTAL, SERVICES AND OTHER OPERATING EXPENDITURES			(1,947.95)	0.00	-100.0%
CAPITAL OUTLAY					
Land		6100	0.00	0.00	0.0%
Land Improvements		6170	0.00	0.00	0.0%
Buildings and Improvements of Buildings		6200	4,466,282.40	500,000.00	-88.8%
Books and Media for New School Libraries or Major Expansion of School Libraries		6300	0.00	0.00	0.0%
Equipment		6400	0.00	0.00	0.0%
Equipment Replacement		6500	0.00	0.00	0.0%
Lease Assets		6600	0.00	0.00	0.0%
Subscription Assets		6700	0.00	0.00	0.0%
TOTAL, CAPITAL OUTLAY			4,466,282.40	500,000.00	-88.8%
OTHER OUTGO (excluding Transfers of Indirect Costs)					
Other Transfers Out					
Transfers of Pass-Through Revenues					
To Districts or Charter Schools		7211	0.00	0.00	0.0%
To County Offices		7212	0.00	0.00	0.0%
To JPAs		7213	0.00	0.00	0.0%
All Other Transfers Out to All Others		7299	0.00	0.00	0.0%
Debt Service					
Debt Service - Interest		7438	0.00	131,108.42	New
Other Debt Service - Principal		7439	0.00	512,283.21	New
TOTAL, OTHER OUTGO (excluding Transfers of Indirect Costs)			0.00	643,391.63	New
TOTAL, EXPENDITURES			4,464,334.45	1,243,391.63	-72.1%
INTERFUND TRANSFERS					
INTERFUND TRANSFERS IN					
From: General Fund/CSSF		8912	500,000.00	0.00	-100.0%
Other Authorized Interfund Transfers In		8919	0.00	0.00	0.0%
(a) TOTAL, INTERFUND TRANSFERS IN			500,000.00	0.00	-100.0%
INTERFUND TRANSFERS OUT					
To: General Fund/CSSF		7612	0.00	0.00	0.0%
To: State School Building Fund/County School Facilities Fund		7613	0.00	0.00	0.0%
Other Authorized Interfund Transfers Out		7619	0.00	0.00	0.0%
(b) TOTAL, INTERFUND TRANSFERS OUT			0.00	0.00	0.0%
OTHER SOURCES/USES					
SOURCES					
Proceeds					
Proceeds from Disposal of Capital Assets		8953	0.00	0.00	0.0%
Other Sources					
Transfers from Funds of Lapsed/Reorganized LEAs		8965	0.00	0.00	0.0%
Long-Term Debt Proceeds					
Proceeds from Certificates of Participation		8971	0.00	0.00	0.0%
Proceeds from Leases		8972	0.00	0.00	0.0%

Description	Resource Codes	Object Codes	2023-24 Unaudited Actuals	2024-25 Budget	Percent Difference
Proceeds from Lease Revenue Bonds		8973	0.00	0.00	0.0%
Proceeds from SBITAs		8974	0.00	0.00	0.0%
All Other Financing Sources		8979	0.00	0.00	0.0%
(c) TOTAL, SOURCES			0.00	0.00	0.0%
USES					
Transfers of Funds from Lapsed/Reorganized LEAs		7651	0.00	0.00	0.0%
All Other Financing Uses		7699	0.00	0.00	0.0%
(d) TOTAL, USES			0.00	0.00	0.0%
CONTRIBUTIONS					
Contributions from Unrestricted Revenues		8980	0.00	0.00	0.0%
Contributions from Restricted Revenues		8990	0.00	0.00	0.0%
(e) TOTAL, CONTRIBUTIONS			0.00	0.00	0.0%
TOTAL, OTHER FINANCING SOURCES/USES (a - b + c - d + e)			500,000.00	0.00	-100.0%

Description	Function Codes	Object Codes	2023-24 Unaudited Actuals	2024-25 Budget	Percent Difference
A. REVENUES					
1) LCFF Sources		8010-8099	0.00	0.00	0.0%
2) Federal Revenue		8100-8299	0.00	0.00	0.0%
3) Other State Revenue		8300-8599	0.00	0.00	0.0%
4) Other Local Revenue		8600-8799	114,819.75	75,000.00	-34.7%
5) TOTAL, REVENUES			114,819.75	75,000.00	-34.7%
B. EXPENDITURES (Objects 1000-7999)					
1) Instruction	1000-1999		0.00	0.00	0.0%
2) Instruction - Related Services	2000-2999		0.00	0.00	0.0%
3) Pupil Services	3000-3999		0.00	0.00	0.0%
4) Ancillary Services	4000-4999		0.00	0.00	0.0%
5) Community Services	5000-5999		0.00	0.00	0.0%
6) Enterprise	6000-6999		0.00	0.00	0.0%
7) General Administration	7000-7999		0.00	0.00	0.0%
8) Plant Services	8000-8999		4,464,334.45	600,000.00	-86.6%
9) Other Outgo	9000-9999	Except 7600-7699	0.00	643,391.63	New
10) TOTAL, EXPENDITURES			4,464,334.45	1,243,391.63	-72.1%
C. EXCESS (DEFICIENCY) OF REVENUES OVER EXPENDITURES BEFORE OTHER FINANCING SOURCES AND USES (A5 - B10)			(4,349,514.70)	(1,168,391.63)	-73.1%
D. OTHER FINANCING SOURCES/USES					
1) Interfund Transfers					
a) Transfers In		8900-8929	500,000.00	0.00	-100.0%
b) Transfers Out		7600-7629	0.00	0.00	0.0%
2) Other Sources/Uses					
a) Sources		8930-8979	0.00	0.00	0.0%
b) Uses		7630-7699	0.00	0.00	0.0%
3) Contributions		8980-8999	0.00	0.00	0.0%
4) TOTAL, OTHER FINANCING SOURCES/USES			500,000.00	0.00	-100.0%
E. NET INCREASE (DECREASE) IN FUND BALANCE (C + D4)			(3,849,514.70)	(1,168,391.63)	-69.6%
F. FUND BALANCE, RESERVES					
1) Beginning Fund Balance					
a) As of July 1 - Unaudited		9791	5,747,827.05	1,898,312.35	-67.0%
b) Audit Adjustments		9793	0.00	0.00	0.0%
c) As of July 1 - Audited (F1a + F1b)			5,747,827.05	1,898,312.35	-67.0%
d) Other Restatements		9795	0.00	0.00	0.0%
e) Adjusted Beginning Balance (F1c + F1d)			5,747,827.05	1,898,312.35	-67.0%
2) Ending Balance, June 30 (E + F1e)			1,898,312.35	729,920.72	-61.5%
Components of Ending Fund Balance					
a) Nonspendable					
Revolving Cash		9711	0.00	0.00	0.0%
Stores		9712	0.00	0.00	0.0%
Prepaid Items		9713	0.00	0.00	0.0%
All Others		9719	0.00	0.00	0.0%
b) Restricted		9740	1,159,103.80	384,912.17	-66.8%
c) Committed					
Stabilization Arrangements		9750	0.00	0.00	0.0%
Other Commitments (by Resource/Object)		9760	0.00	0.00	0.0%
d) Assigned					
Other Assignments (by Resource/Object)		9780	739,208.55	345,008.55	-53.3%
e) Unassigned/Unappropriated					
Reserve for Economic Uncertainties		9789	0.00	0.00	0.0%
Unassigned/Unappropriated Amount		9790	0.00	0.00	0.0%

Resource	Description	2023-24 Unaudited Actuals	2024-25 Budget
9010	Other Restricted Local	1,159,103.80	384,912.17
Total, Restricted Balance		1,159,103.80	384,912.17

Description	Resource Codes	Object Codes	2023-24 Unaudited Actuals	2024-25 Budget	Percent Difference
A. REVENUES					
1) LCFF Sources		8010-8099	0.00	0.00	0.0%
2) Federal Revenue		8100-8299	0.00	0.00	0.0%
3) Other State Revenue		8300-8599	27,334.00	0.00	-100.0%
4) Other Local Revenue		8600-8799	3,451,978.00	3,542,409.00	2.6%
5) TOTAL, REVENUES			3,479,312.00	3,542,409.00	1.8%
B. EXPENDITURES					
1) Certificated Salaries		1000-1999	0.00	0.00	0.0%
2) Classified Salaries		2000-2999	0.00	0.00	0.0%
3) Employee Benefits		3000-3999	0.00	0.00	0.0%
4) Books and Supplies		4000-4999	0.00	0.00	0.0%
5) Services and Other Operating Expenditures		5000-5999	0.00	0.00	0.0%
6) Capital Outlay		6000-6999	0.00	0.00	0.0%
7) Other Outgo (excluding Transfers of Indirect Costs)		7100-7299, 7400-7499	3,008,544.00	3,676,743.00	22.2%
8) Other Outgo - Transfers of Indirect Costs		7300-7399	0.00	0.00	0.0%
9) TOTAL, EXPENDITURES			3,008,544.00	3,676,743.00	22.2%
C. EXCESS (DEFICIENCY) OF REVENUES OVER EXPENDITURES BEFORE OTHER FINANCING SOURCES AND USES (A5 - B9)			470,768.00	(134,334.00)	-128.5%
D. OTHER FINANCING SOURCES/USES					
1) Interfund Transfers					
a) Transfers In		8900-8929	0.00	0.00	0.0%
b) Transfers Out		7600-7629	0.00	0.00	0.0%
2) Other Sources/Uses					
a) Sources		8930-8979	0.00	0.00	0.0%
b) Uses		7630-7699	0.00	0.00	0.0%
3) Contributions		8980-8999	0.00	0.00	0.0%
4) TOTAL, OTHER FINANCING SOURCES/USES			0.00	0.00	0.0%
E. NET INCREASE (DECREASE) IN FUND BALANCE (C + D4)			470,768.00	(134,334.00)	-128.5%
F. FUND BALANCE, RESERVES					
1) Beginning Fund Balance					
a) As of July 1 - Unaudited		9791	2,722,367.00	3,193,135.00	17.3%
b) Audit Adjustments		9793	0.00	0.00	0.0%
c) As of July 1 - Audited (F1a + F1b)			2,722,367.00	3,193,135.00	17.3%
d) Other Restatements		9795	0.00	0.00	0.0%
e) Adjusted Beginning Balance (F1c + F1d)			2,722,367.00	3,193,135.00	17.3%
2) Ending Balance, June 30 (E + F1e)			3,193,135.00	3,058,801.00	-4.2%
Components of Ending Fund Balance					
a) Nonspendable					
Revolving Cash		9711	0.00	0.00	0.0%
Stores		9712	0.00	0.00	0.0%
Prepaid Items		9713	0.00	0.00	0.0%
All Others		9719	0.00	0.00	0.0%
b) Restricted		9740	0.00	0.00	0.0%
c) Committed					
Stabilization Arrangements		9750	0.00	0.00	0.0%
Other Commitments		9760	0.00	0.00	0.0%
d) Assigned					
Other Assignments		9780	3,193,135.00	3,058,801.00	-4.2%
e) Unassigned/Unappropriated					
Reserve for Economic Uncertainties		9789	0.00	0.00	0.0%
Unassigned/Unappropriated Amount		9790	0.00	0.00	0.0%
G. ASSETS					
1) Cash					
a) in County Treasury		9110	3,193,136.00		
1) Fair Value Adjustment to Cash in County Treasury		9111	0.00		
b) in Banks		9120	0.00		
c) in Revolving Cash Account		9130	0.00		
d) with Fiscal Agent/Trustee		9135	0.00		
e) Collections Awaiting Deposit		9140	0.00		

Description	Resource Codes	Object Codes	2023-24 Unaudited Actuals	2024-25 Budget	Percent Difference
2) Investments		9150	0.00		
3) Accounts Receivable		9200	0.00		
4) Due from Grantor Government		9290	0.00		
5) Due from Other Funds		9310	0.00		
6) Stores		9320	0.00		
7) Prepaid Expenditures		9330	0.00		
8) Other Current Assets		9340	0.00		
9) Lease Receivable		9380	0.00		
10) TOTAL, ASSETS			3,193,136.00		
H. DEFERRED OUTFLOWS OF RESOURCES					
1) Deferred Outflows of Resources		9490	0.00		
2) TOTAL, DEFERRED OUTFLOWS			0.00		
I. LIABILITIES					
1) Accounts Payable		9500	0.00		
2) Due to Grantor Governments		9590	0.00		
3) Due to Other Funds		9610	0.00		
4) Current Loans		9640	0.00		
5) Unearned Revenue		9650	0.00		
6) TOTAL, LIABILITIES			0.00		
J. DEFERRED INFLOWS OF RESOURCES					
1) Deferred Inflows of Resources		9690	0.00		
2) TOTAL, DEFERRED INFLOWS			0.00		
K. FUND EQUITY					
Ending Fund Balance, June 30 (must agree with line F2) (G10 + H2) - (I6 + J2)			3,193,136.00		
FEDERAL REVENUE					
All Other Federal Revenue		8290	0.00	0.00	0.0%
TOTAL, FEDERAL REVENUE			0.00	0.00	0.0%
OTHER STATE REVENUE					
Tax Relief Subventions					
Voted Indebtedness Levies					
Homeowners' Exemptions		8571	27,334.00	0.00	-100.0%
Other Subventions/In-Lieu Taxes		8572	0.00	0.00	0.0%
TOTAL, OTHER STATE REVENUE			27,334.00	0.00	-100.0%
OTHER LOCAL REVENUE					
Other Local Revenue					
County and District Taxes					
Voted Indebtedness Levies					
Secured Roll		8611	3,176,639.00	3,404,323.00	7.2%
Unsecured Roll		8612	97,090.00	138,086.00	42.2%
Prior Years' Taxes		8613	87,500.00	0.00	-100.0%
Supplemental Taxes		8614	28,934.00	0.00	-100.0%
Penalties and Interest from Delinquent Non-LCFF Taxes		8629	(2,260.00)	0.00	-100.0%
Interest		8660	63,919.00	0.00	-100.0%
Net Increase (Decrease) in the Fair Value of Investments		8662	0.00	0.00	0.0%
Other Local Revenue					
All Other Local Revenue		8699	156.00	0.00	-100.0%
All Other Transfers In from All Others		8799	0.00	0.00	0.0%
TOTAL, OTHER LOCAL REVENUE			3,451,978.00	3,542,409.00	2.6%
TOTAL, REVENUES			3,479,312.00	3,542,409.00	1.8%
OTHER OUTGO (excluding Transfers of Indirect Costs)					
Debt Service					
Bond Redemptions		7433	1,200,000.00	1,080,152.00	-10.0%
Bond Interest and Other Service Charges		7434	1,808,544.00	2,596,591.00	43.6%
Debt Service - Interest		7438	0.00	0.00	0.0%
Other Debt Service - Principal		7439	0.00	0.00	0.0%
TOTAL, OTHER OUTGO (excluding Transfers of Indirect Costs)			3,008,544.00	3,676,743.00	22.2%
TOTAL, EXPENDITURES			3,008,544.00	3,676,743.00	22.2%
INTERFUND TRANSFERS					
INTERFUND TRANSFERS IN					
Other Authorized Interfund Transfers In		8919	0.00	0.00	0.0%

Description	Resource Codes	Object Codes	2023-24 Unaudited Actuals	2024-25 Budget	Percent Difference
(a) TOTAL, INTERFUND TRANSFERS IN			0.00	0.00	0.0%
INTERFUND TRANSFERS OUT					
To: General Fund		7614	0.00	0.00	0.0%
Other Authorized Interfund Transfers Out		7619	0.00	0.00	0.0%
(b) TOTAL, INTERFUND TRANSFERS OUT			0.00	0.00	0.0%
OTHER SOURCES/USES					
SOURCES					
Other Sources					
Transfers from Funds of Lapsed/Reorganized LEAs		8965	0.00	0.00	0.0%
All Other Financing Sources		8979	0.00	0.00	0.0%
(c) TOTAL, SOURCES			0.00	0.00	0.0%
USES					
Transfers of Funds from Lapsed/Reorganized LEAs		7651	0.00	0.00	0.0%
All Other Financing Uses		7699	0.00	0.00	0.0%
(d) TOTAL, USES			0.00	0.00	0.0%
CONTRIBUTIONS					
Contributions from Unrestricted Revenues		8980	0.00	0.00	0.0%
Contributions from Restricted Revenues		8990	0.00	0.00	0.0%
(e) TOTAL, CONTRIBUTIONS			0.00	0.00	0.0%
TOTAL, OTHER FINANCING SOURCES/USES (a - b + c - d + e)			0.00	0.00	0.0%

Description	Function Codes	Object Codes	2023-24 Unaudited Actuals	2024-25 Budget	Percent Difference
A. REVENUES					
1) LCFF Sources		8010-8099	0.00	0.00	0.0%
2) Federal Revenue		8100-8299	0.00	0.00	0.0%
3) Other State Revenue		8300-8599	27,334.00	0.00	-100.0%
4) Other Local Revenue		8600-8799	3,451,978.00	3,542,409.00	2.6%
5) TOTAL, REVENUES			3,479,312.00	3,542,409.00	1.8%
B. EXPENDITURES (Objects 1000-7999)					
1) Instruction	1000-1999		0.00	0.00	0.0%
2) Instruction - Related Services	2000-2999		0.00	0.00	0.0%
3) Pupil Services	3000-3999		0.00	0.00	0.0%
4) Ancillary Services	4000-4999		0.00	0.00	0.0%
5) Community Services	5000-5999		0.00	0.00	0.0%
6) Enterprise	6000-6999		0.00	0.00	0.0%
7) General Administration	7000-7999		0.00	0.00	0.0%
8) Plant Services	8000-8999		0.00	0.00	0.0%
9) Other Outgo	9000-9999	Except 7600-7699	3,008,544.00	3,676,743.00	22.2%
10) TOTAL, EXPENDITURES			3,008,544.00	3,676,743.00	22.2%
C. EXCESS (DEFICIENCY) OF REVENUES OVER EXPENDITURES BEFORE OTHER FINANCING SOURCES AND USES (A5 -B10)			470,768.00	(134,334.00)	-128.5%
D. OTHER FINANCING SOURCES/USES					
1) Interfund Transfers					
a) Transfers In		8900-8929	0.00	0.00	0.0%
b) Transfers Out		7600-7629	0.00	0.00	0.0%
2) Other Sources/Uses					
a) Sources		8930-8979	0.00	0.00	0.0%
b) Uses		7630-7699	0.00	0.00	0.0%
3) Contributions		8980-8999	0.00	0.00	0.0%
4) TOTAL, OTHER FINANCING SOURCES/USES			0.00	0.00	0.0%
E. NET INCREASE (DECREASE) IN FUND BALANCE (C + D4)			470,768.00	(134,334.00)	-128.5%
F. FUND BALANCE, RESERVES					
1) Beginning Fund Balance					
a) As of July 1 - Unaudited		9791	2,722,367.00	3,193,135.00	17.3%
b) Audit Adjustments		9793	0.00	0.00	0.0%
c) As of July 1 - Audited (F1a + F1b)			2,722,367.00	3,193,135.00	17.3%
d) Other Restatements		9795	0.00	0.00	0.0%
e) Adjusted Beginning Balance (F1c + F1d)			2,722,367.00	3,193,135.00	17.3%
2) Ending Balance, June 30 (E + F1e)			3,193,135.00	3,058,801.00	-4.2%
Components of Ending Fund Balance					
a) Nonspendable					
Revolving Cash		9711	0.00	0.00	0.0%
Stores		9712	0.00	0.00	0.0%
Prepaid Items		9713	0.00	0.00	0.0%
All Others		9719	0.00	0.00	0.0%
b) Restricted					
c) Committed					
Stabilization Arrangements		9750	0.00	0.00	0.0%
Other Commitments (by Resource/Object)		9760	0.00	0.00	0.0%
d) Assigned					
Other Assignments (by Resource/Object)		9780	3,193,135.00	3,058,801.00	-4.2%
e) Unassigned/Unappropriated					
Reserve for Economic Uncertainties		9789	0.00	0.00	0.0%
Unassigned/Unappropriated Amount		9790	0.00	0.00	0.0%

Resource	Description	2023-24 Unaudited Actuals	2024-25 Budget
Total, Restricted Balance		0.00	0.00

Description	Resource Codes	Object Codes	2023-24 Unaudited Actuals	2024-25 Budget	Percent Difference
A. REVENUES					
1) LCFF Sources		8010-8099	3,591,869.00	3,858,810.00	7.4%
2) Federal Revenue		8100-8299	571,648.05	290,113.00	-49.2%
3) Other State Revenue		8300-8599	1,169,725.04	302,703.00	-74.1%
4) Other Local Revenue		8600-8799	226,212.45	136,939.00	-39.5%
5) TOTAL, REVENUES			5,559,454.54	4,588,565.00	-17.5%
B. EXPENSES					
1) Certificated Salaries		1000-1999	1,940,716.06	1,994,246.00	2.8%
2) Classified Salaries		2000-2999	499,703.78	480,838.00	-3.8%
3) Employee Benefits		3000-3999	1,118,117.00	1,084,044.00	-3.0%
4) Books and Supplies		4000-4999	148,225.97	133,950.00	-9.6%
5) Services and Other Operating Expenses		5000-5999	1,370,117.67	1,481,639.50	8.1%
6) Depreciation and Amortization		6000-6999	29,963.10	0.00	-100.0%
7) Other Outgo (excluding Transfers of Indirect Costs)		7100-7299, 7400-7499	0.00	0.00	0.0%
8) Other Outgo - Transfers of Indirect Costs		7300-7399	0.00	0.00	0.0%
9) TOTAL, EXPENSES			5,106,843.58	5,174,717.50	1.3%
C. EXCESS (DEFICIENCY) OF REVENUES OVER EXPENSES BEFORE OTHER FINANCING SOURCES AND USES (A5 - B9)			452,610.96	(586,152.50)	-229.5%
D. OTHER FINANCING SOURCES/USES					
1) Interfund Transfers					
a) Transfers In		8900-8929	209,600.00	210,000.00	0.2%
b) Transfers Out		7600-7629	209,600.00	210,000.00	0.2%
2) Other Sources/Uses					
a) Sources		8930-8979	0.00	0.00	0.0%
b) Uses		7630-7699	0.00	0.00	0.0%
3) Contributions		8980-8999	0.00	0.00	0.0%
4) TOTAL, OTHER FINANCING SOURCES/USES			0.00	0.00	0.0%
E. NET INCREASE (DECREASE) IN NET POSITION (C + D4)			452,610.96	(586,152.50)	-229.5%
F. NET POSITION					
1) Beginning Net Position					
a) As of July 1 - Unaudited		9791	1,870,982.55	2,323,593.51	24.2%
b) Audit Adjustments		9793	0.00	0.00	0.0%
c) As of July 1 - Audited (F1a + F1b)			1,870,982.55	2,323,593.51	24.2%
d) Other Restatements		9795	0.00	0.00	0.0%
e) Adjusted Beginning Net Position (F1c + F1d)			1,870,982.55	2,323,593.51	24.2%
2) Ending Net Position, June 30 (E + F1e)			2,323,593.51	1,737,441.01	-25.2%
Components of Ending Net Position					
a) Net Investment in Capital Assets		9796	1,075,468.49	621,473.99	-42.2%
b) Restricted Net Position		9797	632,868.85	506,925.85	-19.9%
c) Unrestricted Net Position		9790	615,256.17	609,041.17	-1.0%
G. ASSETS					
1) Cash					
a) in County Treasury		9110	1,782,977.13		
1) Fair Value Adjustment to Cash in County Treasury		9111	(26,878.00)		
b) in Banks		9120	0.00		
c) in Revolving Cash Account		9130	7,500.00		
d) with Fiscal Agent/Trustee		9135	0.00		
e) Collections Awaiting Deposit		9140	0.00		
2) Investments		9150	0.00		
3) Accounts Receivable		9200	159,638.73		
4) Due from Grantor Government		9290	92,394.30		
5) Due from Other Funds		9310	550,895.74		
6) Stores		9320	0.00		
7) Prepaid Expenditures		9330	8,050.00		
8) Other Current Assets		9340	0.00		
9) Lease Receivable		9380	0.00		
10) Fixed Assets					
a) Land		9410	0.00		
b) Land Improvements		9420	59,178.00		

Description	Resource Codes	Object Codes	2023-24 Unaudited Actuals	2024-25 Budget	Percent Difference
c) Accumulated Depreciation - Land Improvements		9425	(11,964.07)		
d) Buildings		9430	201,670.65		
e) Accumulated Depreciation - Buildings		9435	(74,708.30)		
f) Equipment		9440	170,782.53		
g) Accumulated Depreciation - Equipment		9445	(80,302.72)		
h) Work in Progress		9450	0.00		
i) Lease Assets		9460	0.00		
j) Accumulated Amortization-Lease Assets		9465	0.00		
k) Subscription Assets		9470	0.00		
l) Accumulated Amortization-Subscription Assets		9475	0.00		
11) TOTAL, ASSETS			2,839,233.99		
H. DEFERRED OUTFLOWS OF RESOURCES					
1) Deferred Outflows of Resources		9490	0.00		
2) TOTAL, DEFERRED OUTFLOWS			0.00		
I. LIABILITIES					
1) Accounts Payable		9500	257,774.42		
2) Due to Grantor Governments		9590	35,794.30		
3) Due to Other Funds		9610	221,150.12		
4) Current Loans		9640	0.00		
5) Unearned Revenue		9650	921.64		
6) Long-Term Liabilities					
a) Subscription Liability		9660	0.00		
b) Net Pension Liability		9663	0.00		
c) Total/Net OPEB Liability		9664	0.00		
d) Compensated Absences		9665	0.00		
e) COPs Payable		9666	0.00		
f) Leases Payable		9667	0.00		
g) Lease Revenue Bonds Payable		9668	0.00		
h) Other General Long-Term Liabilities		9669	0.00		
7) TOTAL, LIABILITIES			515,640.48		
J. DEFERRED INFLOWS OF RESOURCES					
1) Deferred Inflows of Resources		9690	0.00		
2) TOTAL, DEFERRED INFLOWS			0.00		
K. NET POSITION					
(must agree with line F2) (G11 + H2) - (I7 + J2)			2,323,593.51		
LCFF SOURCES					
Principal Apportionment					
State Aid - Current Year		8011	2,202,799.00	1,692,359.00	-23.2%
Education Protection Account State Aid - Current Year		8012	500,833.00	1,179,332.00	135.5%
State Aid - Prior Years		8019	12,786.00	0.00	-100.0%
LCFF Transfers					
Unrestricted LCFF Transfers - Current Year	0000	8091	0.00	0.00	0.0%
All Other LCFF Transfers - Current Year	All Other	8091	0.00	0.00	0.0%
Transfers to Charter Schools in Lieu of Property Taxes		8096	875,451.00	987,119.00	12.8%
Property Taxes Transfers		8097	0.00	0.00	0.0%
LCFF/Revenue Limit Transfers - Prior Years		8099	0.00	0.00	0.0%
TOTAL, LCFF SOURCES			3,591,869.00	3,858,810.00	7.4%
FEDERAL REVENUE					
Maintenance and Operations		8110	271,441.00	100,000.00	-63.2%
Special Education Entitlement		8181	29,223.00	27,918.00	-4.5%
Special Education Discretionary Grants		8182	929.00	1,000.00	7.6%
Child Nutrition Programs		8220	136,243.75	125,000.00	-8.3%
Donated Food Commodities		8221	0.00	0.00	0.0%
Interagency Contracts Between LEAs		8285	0.00	0.00	0.0%
Title I, Part A, Basic	3010	8290	0.00	0.00	0.0%
Title I, Part D, Local Delinquent Programs	3025	8290	0.00	0.00	0.0%
Title II, Part A, Supporting Effective Instruction	4035	8290	0.00	0.00	0.0%
Title III, Immigrant Student Program	4201	8290	0.00	0.00	0.0%
Title III, English Learner Program	4203	8290	0.00	0.00	0.0%
Public Charter Schools Grant Program (PCSGP)	4610	8290	0.00	0.00	0.0%

Description	Resource Codes	Object Codes	2023-24 Unaudited Actuals	2024-25 Budget	Percent Difference
Other NCLB / Every Student Succeeds Act	3040, 3060, 3061, 3150, 3155, 3180, 3182, 4037, 4124, 4126, 4127, 4128, 5630	8290	0.00	0.00	0.0%
Career and Technical Education	3500-3599	8290	0.00	0.00	0.0%
All Other Federal Revenue	All Other	8290	133,811.30	36,195.00	-73.0%
TOTAL, FEDERAL REVENUE			571,648.05	290,113.00	-49.2%
OTHER STATE REVENUE					
Other State Apportionments					
Special Education Master Plan					
Current Year	6500	8311	0.00	0.00	0.0%
Prior Years	6500	8319	0.00	0.00	0.0%
All Other State Apportionments - Current Year	All Other	8311	0.00	0.00	0.0%
All Other State Apportionments - Prior Years	All Other	8319	0.00	0.00	0.0%
Child Nutrition Programs		8520	0.00	0.00	0.0%
Mandated Costs Reimbursements		8550	11,823.00	14,585.00	23.4%
Lottery - Unrestricted and Instructional Materials		8560	98,140.98	82,742.00	-15.7%
After School Education and Safety (ASES)	6010	8590	0.00	0.00	0.0%
Charter School Facility Grant	6030	8590	59,788.85	72,000.00	20.4%
Drug/Alcohol/Tobacco Funds	6690, 6695	8590	0.00	0.00	0.0%
California Clean Energy Jobs Act	6230	8590	0.00	0.00	0.0%
Career Technical Education Incentive Grant Program	6387	8590	0.00	0.00	0.0%
Specialized Secondary	7370	8590	0.00	0.00	0.0%
All Other State Revenue	All Other	8590	999,972.21	133,376.00	-86.7%
TOTAL, OTHER STATE REVENUE			1,169,725.04	302,703.00	-74.1%
OTHER LOCAL REVENUE					
Sales					
Sale of Equipment/Supplies		8631	0.00	0.00	0.0%
Sale of Publications		8632	0.00	0.00	0.0%
Food Service Sales		8634	0.00	0.00	0.0%
All Other Sales		8639	0.00	0.00	0.0%
Leases and Rentals		8650	0.00	0.00	0.0%
Interest		8660	95,392.90	46,841.00	-50.9%
Net Increase (Decrease) in the Fair Value of Investments		8662	44,741.00	0.00	-100.0%
Fees and Contracts					
Child Development Parent Fees		8673	0.00	0.00	0.0%
Transportation Fees From Individuals		8675	0.00	0.00	0.0%
Interagency Services		8677	0.00	0.00	0.0%
All Other Fees and Contracts		8689	0.00	0.00	0.0%
All Other Local Revenue		8699	6,132.55	1,500.00	-75.5%
Tuition		8710	0.00	0.00	0.0%
All Other Transfers In		8781-8783	0.00	0.00	0.0%
Transfers of Apportionments					
Special Education SELPA Transfers					
From Districts or Charter Schools	6500	8791	0.00	0.00	0.0%
From County Offices	6500	8792	79,946.00	88,598.00	10.8%
From JPAs	6500	8793	0.00	0.00	0.0%
Other Transfers of Apportionments					
From Districts or Charter Schools	All Other	8791	0.00	0.00	0.0%
From County Offices	All Other	8792	0.00	0.00	0.0%
From JPAs	All Other	8793	0.00	0.00	0.0%
All Other Transfers In from All Others		8799	0.00	0.00	0.0%
TOTAL, OTHER LOCAL REVENUE			226,212.45	136,939.00	-39.5%
TOTAL, REVENUES			5,559,454.54	4,588,565.00	-17.5%
CERTIFICATED SALARIES					
Certificated Teachers' Salaries		1100	1,615,507.52	1,551,526.00	-4.0%
Certificated Pupil Support Salaries		1200	63,012.03	64,024.00	1.6%
Certificated Supervisors' and Administrators' Salaries		1300	232,531.51	352,696.00	51.7%
Other Certificated Salaries		1900	29,665.00	26,000.00	-12.4%
TOTAL, CERTIFICATED SALARIES			1,940,716.06	1,994,246.00	2.8%

Description	Resource Codes	Object Codes	2023-24 Unaudited Actuals	2024-25 Budget	Percent Difference
CLASSIFIED SALARIES					
Classified Instructional Salaries		2100	104,359.00	133,345.00	27.8%
Classified Support Salaries		2200	145,901.91	119,735.00	-17.9%
Classified Supervisors' and Administrators' Salaries		2300	0.00	0.00	0.0%
Clerical, Technical and Office Salaries		2400	147,414.14	114,835.00	-22.1%
Other Classified Salaries		2900	102,028.73	112,923.00	10.7%
TOTAL, CLASSIFIED SALARIES			499,703.78	480,838.00	-3.8%
EMPLOYEE BENEFITS					
STRS		3101-3102	504,669.53	432,268.00	-14.3%
PERS		3201-3202	105,619.08	111,830.00	5.9%
OASDI/Medicare/Alternative		3301-3302	70,048.39	68,625.00	-2.0%
Health and Welfare Benefits		3401-3402	398,189.86	422,300.00	6.1%
Unemployment Insurance		3501-3502	1,211.73	954.00	-21.3%
Workers' Compensation		3601-3602	38,378.41	48,067.00	25.2%
OPEB, Allocated		3701-3702	0.00	0.00	0.0%
OPEB, Active Employees		3751-3752	0.00	0.00	0.0%
Other Employee Benefits		3901-3902	0.00	0.00	0.0%
TOTAL, EMPLOYEE BENEFITS			1,118,117.00	1,084,044.00	-3.0%
BOOKS AND SUPPLIES					
Approved Textbooks and Core Curricula Materials		4100	2,540.93	22,000.00	765.8%
Books and Other Reference Materials		4200	2,420.00	2,500.00	3.3%
Materials and Supplies		4300	117,286.96	91,650.00	-21.9%
Noncapitalized Equipment		4400	25,978.08	17,800.00	-31.5%
Food		4700	0.00	0.00	0.0%
TOTAL, BOOKS AND SUPPLIES			148,225.97	133,950.00	-9.6%
SERVICES AND OTHER OPERATING EXPENSES					
Subagreements for Services		5100	0.00	0.00	0.0%
Travel and Conferences		5200	9,599.27	9,000.00	-6.2%
Dues and Memberships		5300	9,915.73	16,150.00	62.9%
Insurance		5400-5450	28,332.21	32,875.50	16.0%
Operations and Housekeeping Services		5500	64,774.46	62,500.00	-3.5%
Rentals, Leases, Repairs, and Noncapitalized Improvements		5600	131,800.05	172,600.00	31.0%
Transfers of Direct Costs		5710	0.00	0.00	0.0%
Transfers of Direct Costs - Interfund		5750	59,309.00	60,000.00	1.2%
Professional/Consulting Services and Operating Expenditures		5800	1,051,419.86	1,112,794.00	5.8%
Communications		5900	14,967.09	15,720.00	5.0%
TOTAL, SERVICES AND OTHER OPERATING EXPENSES			1,370,117.67	1,481,639.50	8.1%
DEPRECIATION AND AMORTIZATION					
Depreciation Expense		6900	29,963.10	0.00	-100.0%
Amortization Expense—Lease Assets		6910	0.00	0.00	0.0%
Amortization Expense—Subscription Assets		6920	0.00	0.00	0.0%
TOTAL, DEPRECIATION AND AMORTIZATION			29,963.10	0.00	-100.0%
OTHER OUTGO (excluding Transfers of Indirect Costs)					
Tuition					
Tuition for Instruction Under Interdistrict Attendance Agreements		7110	0.00	0.00	0.0%
Tuition, Excess Costs, and/or Deficit Payments					
Payments to Districts or Charter Schools		7141	0.00	0.00	0.0%
Payments to County Offices		7142	0.00	0.00	0.0%
Payments to JPAs		7143	0.00	0.00	0.0%
Other Transfers Out					
All Other Transfers		7281-7283	0.00	0.00	0.0%
All Other Transfers Out to All Others		7299	0.00	0.00	0.0%
Debt Service					
Debt Service - Interest		7438	0.00	0.00	0.0%
TOTAL, OTHER OUTGO (excluding Transfers of Indirect Costs)			0.00	0.00	0.0%
OTHER OUTGO - TRANSFERS OF INDIRECT COSTS					
Transfers of Indirect Costs		7310	0.00	0.00	0.0%
Transfers of Indirect Costs - Interfund		7350	0.00	0.00	0.0%
TOTAL, OTHER OUTGO - TRANSFERS OF INDIRECT COSTS			0.00	0.00	0.0%
TOTAL, EXPENSES			5,106,843.58	5,174,717.50	1.3%

Description	Resource Codes	Object Codes	2023-24 Unaudited Actuals	2024-25 Budget	Percent Difference
INTERFUND TRANSFERS					
INTERFUND TRANSFERS IN					
Other Authorized Interfund Transfers In		8919	209,600.00	210,000.00	0.2%
(a) TOTAL, INTERFUND TRANSFERS IN			209,600.00	210,000.00	0.2%
INTERFUND TRANSFERS OUT					
Other Authorized Interfund Transfers Out		7619	209,600.00	210,000.00	0.2%
(b) TOTAL, INTERFUND TRANSFERS OUT			209,600.00	210,000.00	0.2%
OTHER SOURCES/USES					
SOURCES					
Other Sources					
Transfers from Funds of Lapsed/Reorganized LEAs		8965	0.00	0.00	0.0%
All Other Financing Sources		8979	0.00	0.00	0.0%
(c) TOTAL, SOURCES			0.00	0.00	0.0%
USES					
Transfers of Funds from Lapsed/Reorganized LEAs		7651	0.00	0.00	0.0%
All Other Financing Uses		7699	0.00	0.00	0.0%
(d) TOTAL, USES			0.00	0.00	0.0%
CONTRIBUTIONS					
Contributions from Unrestricted Revenues		8980	0.00	0.00	0.0%
Contributions from Restricted Revenues		8990	0.00	0.00	0.0%
(e) TOTAL, CONTRIBUTIONS			0.00	0.00	0.0%
TOTAL, OTHER FINANCING SOURCES/USES (a - b + c - d + e)			0.00	0.00	0.0%

Description	Function Codes	Object Codes	2023-24 Unaudited Actuals	2024-25 Budget	Percent Difference
A. REVENUES					
1) LCFF Sources		8010-8099	3,591,869.00	3,858,810.00	7.4%
2) Federal Revenue		8100-8299	571,648.05	290,113.00	-49.2%
3) Other State Revenue		8300-8599	1,169,725.04	302,703.00	-74.1%
4) Other Local Revenue		8600-8799	226,212.45	136,939.00	-39.5%
5) TOTAL, REVENUES			5,559,454.54	4,588,565.00	-17.5%
B. EXPENSES (Objects 1000-7999)					
1) Instruction	1000-1999		2,970,563.63	2,832,143.00	-4.7%
2) Instruction - Related Services	2000-2999		1,135,988.69	1,314,018.00	15.7%
3) Pupil Services	3000-3999		269,422.23	265,274.00	-1.5%
4) Ancillary Services	4000-4999		0.00	0.00	0.0%
5) Community Services	5000-5999		0.00	0.00	0.0%
6) Enterprise	6000-6999		0.00	0.00	0.0%
7) General Administration	7000-7999		447,034.93	475,526.50	6.4%
8) Plant Services	8000-8999		283,834.10	287,756.00	1.4%
9) Other Outgo	9000-9999	Except 7600-7699	0.00	0.00	0.0%
10) TOTAL, EXPENSES			5,106,843.58	5,174,717.50	1.3%
C. EXCESS (DEFICIENCY) OF REVENUES OVER EXPENSES BEFORE OTHER FINANCING SOURCES AND USES (A5 - B10)			452,610.96	(586,152.50)	-229.5%
D. OTHER FINANCING SOURCES/USES					
1) Interfund Transfers					
a) Transfers In		8900-8929	209,600.00	210,000.00	0.2%
b) Transfers Out		7600-7629	209,600.00	210,000.00	0.2%
2) Other Sources/Uses					
a) Sources		8930-8979	0.00	0.00	0.0%
b) Uses		7630-7699	0.00	0.00	0.0%
3) Contributions					
		8980-8999	0.00	0.00	0.0%
4) TOTAL, OTHER FINANCING SOURCES/USES					
			0.00	0.00	0.0%
E. NET INCREASE (DECREASE) IN NET POSITION (C + D4)			452,610.96	(586,152.50)	-229.5%
F. NET POSITION					
1) Beginning Net Position					
a) As of July 1 - Unaudited		9791	1,870,982.55	2,323,593.51	24.2%
b) Audit Adjustments		9793	0.00	0.00	0.0%
c) As of July 1 - Audited (F1a + F1b)			1,870,982.55	2,323,593.51	24.2%
d) Other Restatements		9795	0.00	0.00	0.0%
e) Adjusted Beginning Net Position (F1c + F1d)			1,870,982.55	2,323,593.51	24.2%
2) Ending Net Position, June 30 (E + F1e)					
			2,323,593.51	1,737,441.01	-25.2%
Components of Ending Net Position					
a) Net Investment in Capital Assets		9796	1,075,468.49	621,473.99	-42.2%
b) Restricted Net Position		9797	632,868.85	506,925.85	-19.9%
c) Unrestricted Net Position		9790	615,256.17	609,041.17	-1.0%

Resource	Description	2023-24 Unaudited Actuals	2024-25 Budget
2600	Expanded Learning Opportunities Program	50,000.00	0.00
5310	Child Nutrition: School Programs (e.g., School Lunch, School Breakfast, Milk, Pregnant & Lactating Students)	3,012.56	33,012.56
5810	Other Restricted Federal	1,168.41	1,168.41
6266	Educator Effectiveness, FY 2021-22	54,335.94	51,724.94
6300	Lottery: Instructional Materials	140,511.51	142,436.51
6762	Arts, Music, and Instructional Materials Discretionary Block Grant	172,131.68	127,188.68
6770	Arts and Music in Schools (AMS)-Funding Guarantee and Accountability Act (Prop 28)	32,581.55	52,263.55
7412	A-G Access/Success Grant	10,190.00	10,190.00
7413	A-G Learning Loss Mitigation Grant	3,820.00	3,820.00
7425	Expanded Learning Opportunities (ELO) Grant	33,548.70	33,548.70
7435	Learning Recovery Emergency Block Grant	126,940.50	46,944.50
7810	Other Restricted State	4,628.00	4,628.00
Total, Restricted Net Position		632,868.85	506,925.85

Description	2023-24 Unaudited Actuals			2024-25 Budget		
	P-2 ADA	Annual ADA	Funded ADA	Estimated P-2 ADA	Estimated Annual ADA	Estimated Funded ADA
A. DISTRICT						
1. Total District Regular ADA Includes Opportunity Classes, Home & Hospital, Special Day Class, Continuation Education, Special Education NPS/LCI and Extended Year, and Community Day School (includes Necessary Small School ADA)	4,254.28	4,238.89	4,440.60	4,122.84	4,122.84	4,251.26
2. Total Basic Aid Choice/Court Ordered Voluntary Pupil Transfer Regular ADA Includes Opportunity Classes, Home & Hospital, Special Day Class, Continuation Education, Special Education NPS/LCI and Extended Year, and Community Day School (ADA not included in Line A1 above)						
3. Total Basic Aid Open Enrollment Regular ADA Includes Opportunity Classes, Home & Hospital, Special Day Class, Continuation Education, Special Education NPS/LCI and Extended Year, and Community Day School (ADA not included in Line A1 above)						
4. Total, District Regular ADA (Sum of Lines A1 through A3)	4,254.28	4,238.89	4,440.60	4,122.84	4,122.84	4,251.26
5. District Funded County Program ADA						
a. County Community Schools						
b. Special Education-Special Day Class						
c. Special Education-NPS/LCI						
d. Special Education Extended Year						
e. Other County Operated Programs: Opportunity Schools and Full Day Opportunity Classes, Specialized Secondary Schools						
f. County School Tuition Fund (Out of State Tuition) [EC 2000 and 46380]						
g. Total, District Funded County Program ADA (Sum of Lines A5a through A5f)	0.00	0.00	0.00	0.00	0.00	0.00
6. TOTAL DISTRICT ADA (Sum of Line A4 and Line A5g)	4,254.28	4,238.89	4,440.60	4,122.84	4,122.84	4,251.26
7. Adults in Correctional Facilities						
8. Charter School ADA (Enter Charter School ADA using Tab C. Charter School ADA)						

Description	2023-24 Unaudited Actuals			2024-25 Budget		
	P-2 ADA	Annual ADA	Funded ADA	Estimated P-2 ADA	Estimated Annual ADA	Estimated Funded ADA
B. COUNTY OFFICE OF EDUCATION						
1. County Program Alternative Education Grant ADA						
a. County Group Home and Institution Pupils						
b. Juvenile Halls, Homes, and Camps						
c. Probation Referred, On Probation or Parole, Expelled per EC 48915(a) or (c) [EC 2574(c)(4)(A)]						
d. Total, County Program Alternative Education ADA (Sum of Lines B1a through B1c)	0.00	0.00	0.00	0.00	0.00	0.00
2. District Funded County Program ADA						
a. County Community Schools						
b. Special Education-Special Day Class						
c. Special Education-NPS/LCI						
d. Special Education Extended Year						
e. Other County Operated Programs: Opportunity Schools and Full Day Opportunity Classes, Specialized Secondary Schools						
f. County School Tuition Fund (Out of State Tuition) [EC 2000 and 46380]						
g. Total, District Funded County Program ADA (Sum of Lines B2a through B2f)	0.00	0.00	0.00	0.00	0.00	0.00
3. TOTAL COUNTY OFFICE ADA (Sum of Lines B1d and B2g)	0.00	0.00	0.00	0.00	0.00	0.00
4. Adults in Correctional Facilities						
5. County Operations Grant ADA						
6. Charter School ADA (Enter Charter School ADA using Tab C. Charter School ADA)						

Description	2023-24 Unaudited Actuals			2024-25 Budget		
	P-2 ADA	Annual ADA	Funded ADA	Estimated P-2 ADA	Estimated Annual ADA	Estimated Funded ADA
C. CHARTER SCHOOL ADA						
Authorizing LEAs reporting charter school SACS financial data in their Fund 01, 09, or 62 use this worksheet to report ADA for those charter schools.						
Charter schools reporting SACS financial data separately from their authorizing LEAs in Fund 01 or Fund 62 use this worksheet to report their ADA.						
FUND 01: Charter School ADA corresponding to SACS financial data reported in Fund 01.						
1. Total Charter School Regular ADA						
2. Charter School County Program Alternative Education ADA						
a. County Group Home and Institution Pupils						
b. Juvenile Halls, Homes, and Camps						
c. Probation Referred, On Probation or Parole, Expelled per EC 48915(a) or (c) [EC 2574(c)(4)(A)]						
d. Total, Charter School County Program Alternative Education ADA (Sum of Lines C2a through C2c)	0.00	0.00	0.00	0.00	0.00	0.00
3. Charter School Funded County Program ADA						
a. County Community Schools						
b. Special Education-Special Day Class						
c. Special Education-NPS/LCI						
d. Special Education Extended Year						
e. Other County Operated Programs: Opportunity Schools and Full Day Opportunity Classes, Specialized Secondary Schools						
f. Total, Charter School Funded County Program ADA (Sum of Lines C3a through C3e)	0.00	0.00	0.00	0.00	0.00	0.00
4. TOTAL CHARTER SCHOOL ADA (Sum of Lines C1, C2d, and C3f)	0.00	0.00	0.00	0.00	0.00	0.00
FUND 09 or 62: Charter School ADA corresponding to SACS financial data reported in Fund 09 or Fund 62.						
5. Total Charter School Regular ADA						
6. Charter School County Program Alternative Education ADA						
a. County Group Home and Institution Pupils						
b. Juvenile Halls, Homes, and Camps						
c. Probation Referred, On Probation or Parole, Expelled per EC 48915(a) or (c) [EC 2574(c)(4)(A)]						
d. Total, Charter School County Program Alternative Education ADA (Sum of Lines C6a through C6c)	0.00	0.00	0.00	0.00	0.00	0.00
7. Charter School Funded County Program ADA						
a. County Community Schools						
b. Special Education-Special Day Class						
c. Special Education-NPS/LCI						
d. Special Education Extended Year						
e. Other County Operated Programs: Opportunity Schools and Full Day Opportunity Classes, Specialized Secondary Schools						
f. Total, Charter School Funded County Program ADA (Sum of Lines C7a through C7e)	0.00	0.00	0.00	0.00	0.00	0.00
8. TOTAL CHARTER SCHOOL ADA (Sum of Lines C5, C6d, and C7f)	0.00	0.00	0.00	0.00	0.00	0.00
9. TOTAL CHARTER SCHOOL ADA Reported in Fund 01, 09, or 62 (Sum of Lines C4 and C8)	0.00	0.00	0.00	0.00	0.00	0.00

	Unaudited Balance July 1	Audit Adjustments/ Restatements	Audited Balance July 1	Increases	Decreases	Ending Balance June 30
Governmental Activities:						
Capital assets not being depreciated:						
Land	2,600,683.00		2,600,683.00			2,600,683.00
Work in Progress	26,381,074.97	918,275.03	27,299,350.00		14,393,175.00	12,906,175.00
Total capital assets not being depreciated	28,981,757.97	918,275.03	29,900,033.00	0.00	14,393,175.00	15,506,858.00
Capital assets being depreciated:						
Land Improvements	6,058,538.49	(.49)	6,058,538.00			6,058,538.00
Buildings	54,529,424.72	4,007,631.28	58,537,056.00	10,558,326.00		69,095,382.00
Equipment	11,062,427.45	(.45)	11,062,427.00	974,043.00		12,036,470.00
Total capital assets being depreciated	71,650,390.66	4,007,630.34	75,658,021.00	11,532,369.00	0.00	87,190,390.00
Accumulated Depreciation for:						
Land Improvements	(1,683,813.90)	(.10)	(1,683,814.00)		134,835.96	(1,818,649.96)
Buildings	(23,283,921.97)	(83,367.03)	(23,367,289.00)		1,150,585.00	(24,517,874.00)
Equipment	(7,209,451.11)	.11	(7,209,451.00)		413,125.00	(7,622,576.00)
Total accumulated depreciation	(32,177,186.98)	(83,367.02)	(32,260,554.00)	0.00	1,698,545.96	(33,959,099.96)
Total capital assets being depreciated, net excluding lease and subscription assets	39,473,203.68	3,924,263.32	43,397,467.00	11,532,369.00	1,698,545.96	53,231,290.04
Lease Assets		1,608,075.00	1,608,075.00	63,781.00	476,027.00	1,195,829.00
Accumulated amortization for lease assets		(1,149,290.00)	(1,149,290.00)		45,900.00	(1,195,190.00)
Total lease assets, net	0.00	458,785.00	458,785.00	63,781.00	521,927.00	639.00
Subscription Assets		532,971.00	532,971.00	468,725.00		1,001,696.00
Accumulated amortization for subscription assets		(177,657.00)	(177,657.00)		315,047.00	(492,704.00)
Total subscription assets, net	0.00	355,314.00	355,314.00	468,725.00	315,047.00	508,992.00
Governmental activity capital assets, net	68,454,961.65	5,656,637.35	74,111,599.00	12,064,875.00	16,928,694.96	69,247,779.04
Business-Type Activities:						
Capital assets not being depreciated:						
Land			0.00			0.00
Work in Progress			0.00			0.00
Total capital assets not being depreciated	0.00	0.00	0.00	0.00	0.00	0.00
Capital assets being depreciated:						
Land Improvements			0.00			0.00
Buildings			0.00			0.00
Equipment			0.00			0.00
Total capital assets being depreciated	0.00	0.00	0.00	0.00	0.00	0.00
Accumulated Depreciation for:						
Land Improvements			0.00			0.00
Buildings			0.00			0.00
Equipment			0.00			0.00
Total accumulated depreciation	0.00	0.00	0.00	0.00	0.00	0.00
Total capital assets being depreciated, net excluding lease and subscription assets	0.00	0.00	0.00	0.00	0.00	0.00
Lease Assets			0.00			0.00
Accumulated amortization for lease assets			0.00			0.00
Total lease assets, net	0.00	0.00	0.00	0.00	0.00	0.00
Subscription Assets			0.00			0.00
Accumulated amortization for subscription assets			0.00			0.00
Total subscription assets, net	0.00	0.00	0.00	0.00	0.00	0.00
Business-type activity capital assets, net	0.00	0.00	0.00	0.00	0.00	0.00

**2023-24 Unaudited Actuals
FEDERAL GRANT AWARDS
REVENUES, AND EXPENDITURES - ALL FUNDS
SCHEDULE FOR CATEGORICALS SUBJECT TO DEFERRAL OF
UNEARNED REVENUES**

Description	001	002	003	004	005	006	007
FEDERAL PROGRAM NAME	Title I, Part A	ESSER III	ESSER III LMF	ASES Rate Increase: ESSER III State Reserve Summer Learning Programs	IDEA, Part B Sev 611	IDEA, Part B, Sec 611 Private School	IDEA Preschool, Part B, Sec 619
FEDERAL CATALOG NUMBER	84.01	84.425	84.425U		84.027	84.027	84.173
RESOURCE CODE	3010	3213	3214	3225	3310	3311	3315
REVENUE OBJECT	8290	8290	8290	8290	8181	8181	8182
LOCAL DESCRIPTION (if any)	PCA 14329	PCA 15559	PCA 10155		PCA 13379	PCA 10115	PCA 13430
AWARD							
1. Prior Year Carry over	104,220.37	2,010,145.00	187,399.60	0.00	0.00	0.00	0.00
2. a. Current Year Award	624,127.00	0.00	0.00	261,900.00	1,288,756.00	4,046.00	73,891.00
b. Transferability (ESSA)	0.00	0.00	0.00	0.00	0.00	0.00	0.00
c. Other Adjustments	0.00	0.00	0.00	0.00	0.00	0.00	0.00
d. Adj Curr Yr Award (sum lines 2a, 2b, & 2c)	624,127.00	0.00	0.00	261,900.00	1,288,756.00	4,046.00	73,891.00
3. Required Matching Funds/Other	0.00	0.00	0.00	0.00	0.00	0.00	0.00
4. Total Available Award (sum lines 1, 2d, & 3)	728,347.37	2,010,145.00	187,399.60	261,900.00	1,288,756.00	4,046.00	73,891.00
REVENUES							
5. Unearned Revenue Deferred from Prior Year	101,830.37	1,399,943.00	0.00	0.00	0.00	0.00	0.00
6. Cash Received in Current Year	408,644.79	610,202.00	0.00	130,950.00	0.00	0.00	0.00
7. Contributed Matching Funds	0.00	0.00	0.00	0.00	0.00	0.00	0.00
8. Total Available (sum lines 5, 6, & 7)	510,475.16	2,010,145.00	0.00	130,950.00	0.00	0.00	0.00
EXPENDITURES							
9. Donor-Authorized Expenditures	681,999.40	2,010,145.00	187,399.60	189,148.25	1,288,756.00	4,046.00	73,891.00
10. Non Donor-Authorized Expenditures	0.00	0.00	0.00	0.00	0.00	0.00	0.00
11. Total Expenditures (lines 9 & 10)	681,999.40	2,010,145.00	187,399.60	189,148.25	1,288,756.00	4,046.00	73,891.00
12. Amounts Included in Line 6 above for Prior Year Adjustments	0.00	0.00	0.00	0.00	0.00	0.00	0.00
13. Calculation of Unearned Revenue							

2023-24 Unaudited Actuals
FEDERAL GRANT AWARDS
REVENUES, AND EXPENDITURES - ALL FUNDS
SCHEDULE FOR CATEGORICALS SUBJECT TO DEFERRAL OF
UNEARNED REVENUES

Description	001	002	003	004	005	006	007
or A/P, & A/R amounts (line 8 minus line 9 plus line 12)	(171,524.24)	0.00	(187,399.60)	(58,198.25)	(1,288,756.00)	(4,046.00)	(73,891.00)
a. Unearned Revenue	0.00	0.00	0.00	0.00	0.00	0.00	0.00
b. Accounts Payable	41,331.13	0.00	0.00	0.00	111,979.13	0.00	6,635.19
c. Accounts Receivable	171,524.24	0.00	187,399.60	58,198.25	1,288,756.00	4,046.00	73,891.00
14. Unused Grant Award Calculation (line 4 minus line 9)	46,347.97	0.00	0.00	72,751.75	0.00	0.00	0.00
15. If Carry over is allowed, enter line 14 amount here							
16. Reconciliation of Revenue (line 5 plus line 6 minus line 13a minus line 13b plus line 13c)	640,668.27	2,010,145.00	187,399.60	189,148.25	1,176,776.87	4,046.00	67,255.81

2023-24 Unaudited Actuals
FEDERAL GRANT AWARDS
REVENUES, AND EXPENDITURES - ALL FUNDS
SCHEDULE FOR CATEGORICALS SUBJECT TO DEFERRAL OF
UNEARNED REVENUES

Description	008	009	010	011	012	013	014
FEDERAL PROGRAM NAME	IDEA Mental Health, Part B, Sec 611	IDEA Preschool Staff Development	ARP IDEA Part C, Early Education Program	IDEA Early Intervention	ESEA (ESSA) Title II, Part A	ESEA (ESSA) Title IV, Part A	Title III, Immigrant
FEDERAL CATALOG NUMBER	84.027A	84.173A		84.181	84.367	84.424	
RESOURCE CODE	3327	3345	3384	3385	4035	4127	4201
REVENUE OBJECT	8182	8182	8182	8182	8290	8290	8290
LOCAL DESCRIPTION (if any)	PCA 15197	PCA 13431		PCA 23761	PCA 14341	PCA 15396	
AWARD							
1. Prior Year Carry over	0.00	(36.00)	0.00	(22,069.00)	94,992.74	72,440.28	7,844.00
2. a. Current Year Award	56,343.00	550.00	12,014.13	25,532.00	115,282.00	48,465.00	5,000.00
b. Transferability (ESSA)	0.00	0.00	0.00	0.00	0.00	0.00	0.00
c. Other Adjustments	0.00	0.00	0.00	0.00	0.00	0.00	0.00
d. Adj Curr Yr Award (sum lines 2a, 2b, & 2c)	56,343.00	550.00	12,014.13	25,532.00	115,282.00	48,465.00	5,000.00
3. Required Matching Funds/Other	0.00	0.00	0.00	0.00	0.00	0.00	0.00
4. Total Available Award (sum lines 1, 2d, & 3)	56,343.00	514.00	12,014.13	3,463.00	210,274.74	120,905.28	12,844.00
REVENUES							
5. Unearned Revenue Deferred from Prior Year	0.00	0.00	0.00	0.00	93,779.74	56,776.31	0.00
6. Cash Received in Current Year	0.00	(36.00)	12,014.13	(22,069.00)	38,426.00	87,548.28	0.00
7. Contributed Matching Funds	0.00	0.00	0.00	0.00	0.00	0.00	0.00
8. Total Available (sum lines 5, 6, & 7)	0.00	(36.00)	12,014.13	(22,069.00)	132,205.74	144,324.59	0.00
EXPENDITURES							
9. Donor-Authorized Expenditures	56,343.00	514.00	12,014.13	3,463.00	209,275.66	30,771.97	12,844.00
10. Non Donor-Authorized Expenditures	0.00	0.00	0.00	0.00	0.00	0.00	0.00
11. Total Expenditures (lines 9 & 10)	56,343.00	514.00	12,014.13	3,463.00	209,275.66	30,771.97	12,844.00
12. Amounts Included in Line 6 above for Prior Year Adjustments	0.00	0.00	0.00	0.00	0.00	0.00	0.00
13. Calculation of Unearned Revenue or A/R, & A/R amounts							

2023-24 Unaudited Actuals
FEDERAL GRANT AWARDS
REVENUES, AND EXPENDITURES - ALL FUNDS
SCHEDULE FOR CATEGORICALS SUBJECT TO DEFERRAL OF
UNEARNED REVENUES

Description	008	009	010	011	012	013	014
(line 8 minus line 9 plus line 12)	(56,343.00)	(550.00)	0.00	(25,532.00)	(77,069.92)	113,552.62	(12,844.00)
a. Unearned Revenue	0.00	0.00	0.00	0.00	0.00	56,776.31	0.00
b. Accounts Payable	0.00	0.00	0.00	556.13	1,000.00	308.06	0.00
c. Accounts Receivable	56,343.00	550.00	0.00	25,532.00	77,069.92	0.00	12,844.00
14. Unused Grant Award Calculation (line 4 minus line 9)	0.00	0.00	0.00	0.00	999.08	90,133.31	0.00
15. If Carryover is allowed, enter line 14 amount here							
16. Reconciliation of Revenue (line 5 plus line 6 minus line 13a minus line 13b plus line 13c)	56,343.00	514.00	12,014.13	2,906.87	208,275.66	87,240.22	12,844.00

2023-24 Unaudited Actuals
FEDERAL GRANT AWARDS
REVENUES, AND EXPENDITURES - ALL FUNDS
SCHEDULE FOR CATEGORICALS SUBJECT TO DEFERRAL OF
UNEARNED REVENUES

Description	015	016	017	
FEDERAL PROGRAM NAME	Title III, English Learner	Title IX Indian Education JOM Program	American Rescue Plan - Homeless Children & Youth II (ARP HYC II)	TOTAL
FEDERAL CATALOG NUMBER	84.365	84.06	84.425	
RESOURCE CODE	4203	4510	5634	
REVENUE OBJECT	8290	8290	8290	
LOCAL DESCRIPTION (if any)	PCA 14346	Johnson O'Malley	PCA 15566	
AWARD				
1. Prior Year Carry over	34,272.22	15,929.47	1,734.38	2,506,873.06
2. a. Current Year Award	50,902.00	0.00	0.00	2,566,808.13
b. Transferability (ESSA)	0.00	0.00	0.00	0.00
c. Other Adjustments	0.00	0.00	0.00	0.00
d. Adj Curr Yr Award (sum lines 2a, 2b, & 2c)	50,902.00	0.00	0.00	2,566,808.13
3. Required Matching Funds/Other	0.00	0.00	0.00	0.00
4. Total Available Award (sum lines 1, 2d, & 3)	85,174.22	15,929.47	1,734.38	5,073,681.19
REVENUES				
5. Unearned Revenue Deferred from Prior Year	0.00	0.00	0.00	1,652,329.42
6. Cash Received in Current Year	52,322.22	0.00	1,734.38	1,319,736.80
7. Contributed Matching Funds	0.00	0.00	0.00	0.00
8. Total Available (sum lines 5, 6, & 7)	52,322.22	0.00	1,734.38	2,972,066.22
EXPENDITURES				
9. Donor-Authorized Expenditures	67,606.48	0.00	1,734.38	4,829,951.87
10. Non Donor-Authorized Expenditures	0.00	0.00	0.00	0.00
11. Total Expenditures (lines 9 & 10)	67,606.48	0.00	1,734.38	4,829,951.87
12. Amounts Included in Line 6 above for Prior Year Adjustments	0.00	0.00	0.00	0.00
13. Calculation of Unearned Revenue or A/P, & A/R amounts				

**2023-24 Unaudited Actuals
FEDERAL GRANT AWARDS
REVENUES, AND EXPENDITURES - ALL FUNDS
SCHEDULE FOR CATEGORICALS SUBJECT TO DEFERRAL OF
UNEARNED REVENUES**

Description	015	016	017	
(line 8 minus line 9 plus line 12)	(15,284.26)	0.00	0.00	(1,857,885.65)
a. Unearned Revenue	0.00	0.00	0.00	56,776.31
b. Accounts Payable	531.13	15,929.47	.03	178,270.27
c. Accounts Receivable	15,284.26	0.00	0.00	1,971,438.27
14. Unused Grant Award Calculation (line 4 minus line 9)	17,567.74	15,929.47	0.00	243,729.32
15. If Carry over is allowed, enter line 14 amount here				0.00
16. Reconciliation of Revenue (line 5 plus line 6 minus line 13a minus line 13b plus line 13c)	67,075.35	(15,929.47)	1,734.35	4,708,457.91

**2023-24 Unaudited Actuals
STATE GRANT AWARDS
REVENUES, AND EXPENDITURES - ALL FUNDS
SCHEDULE FOR CATEGORICALS SUBJECT TO DEFERRAL OF
UNEARNED REVENUES**

Description	001	002	003	004	005	006	007
STATE PROGRAM NAME	UPK Planning & Implementation Grant	CA State Preschool Program	Child Development: Center-Based Reserve Account	Infant Discretionary Funds	Agricultural Career Technical Education Incentive	In-Person Instruction Grant (IPI)	STRS On-Behalf
RESOURCE CODE	6053	6105	6130	6515	7010	7422	7690
REVENUE OBJECT	8590	8590	8590/8660	8590	8590	8590	8590
LOCAL DESCRIPTION (if any)	PCA 25593					PCA 25560	PCA 10137
AWARD							
1. Prior Year Carry over	3,688.70	0.00	29,133.72	1,938.72	9,130.00	300,225.55	0.00
2. a. Current Year Award	0.00	339,911.98	0.00	2,253.66	8,645.00	0.00	0.00
b. Other Adjustments	0.00	12,654.00	500.00	0.00	0.00	0.00	0.00
c. Adj Curr Yr Award							
(sum lines 2a & 2b)	0.00	352,565.98	500.00	2,253.66	8,645.00	0.00	0.00
3. Required Matching Funds/Other	0.00	0.00	0.00	0.00	0.00	0.00	2,476,968.00
4. Total Available Award (sum lines 1, 2c, & 3)	3,688.70	352,565.98	29,633.72	4,192.38	17,775.00	300,225.55	2,476,968.00
REVENUES							
5. Unearned Revenue Deferred from Prior Year	0.00	0.00	0.00	0.00	0.00	0.00	0.00
6. Cash Received in Current Year	0.00	352,565.98	500.00	1,938.72	17,775.00	0.00	0.00
7. Contributed Matching Funds	0.00	0.00	0.00	0.00	0.00	0.00	0.00
8. Total Available (sum lines 5, 6, & 7)	0.00	352,565.98	500.00	1,938.72	17,775.00	0.00	0.00
EXPENDITURES							
9. Donor-Authorized Expenditures	3,688.70	352,565.98	0.00	4,192.38	9,130.00	300,225.55	2,476,968.00
10. Non Donor-Authorized Expenditures	0.00	0.00	0.00	0.00	0.00	0.00	0.00
11. Total Expenditures (lines 9 & 10)	3,688.70	352,565.98	0.00	4,192.38	9,130.00	300,225.55	2,476,968.00
12. Amounts Included in Line 6 above for Prior Year Adjustments	0.00	0.00	0.00	0.00	0.00	0.00	0.00
13. Calculation of Unearned Revenue or A/P, & A/R amounts (line 8 minus line 9 plus line 12)	(3,688.70)	0.00	500.00	(2,253.66)	8,645.00	(300,225.55)	(2,476,968.00)
a. Unearned Revenue	0.00	0.00	0.00	0.00	8,645.00	0.00	0.00
b. Accounts Payable	0.00	17,871.90	0.00	0.00	8,273.39	3,383.62	0.00

2023-24 Unaudited Actuals
STATE GRANT AWARDS
REVENUES, AND EXPENDITURES - ALL FUNDS
SCHEDULE FOR CATEGORICALS SUBJECT TO DEFERRAL OF
UNEARNED REVENUES

Description	001	002	003	004	005	006	007
c. Accounts Receivable	0.00	0.00	0.00	2,253.66	0.00	0.00	0.00
14. Unused Grant Award Calculation (line 4 minus line 9)	0.00	0.00	29,633.72	0.00	8,645.00	0.00	0.00
15. If Carryover is allowed, enter line 14 amount here							
16. Reconciliation of Revenue (line 5 plus line 6 minus line 13a minus line 13b plus line 13c)	0.00	334,694.08	500.00	4,192.38	856.61	(3,383.62)	0.00

2023-24 Unaudited Actuals
STATE GRANT AWARDS
REVENUES, AND EXPENDITURES - ALL FUNDS
SCHEDULE FOR CATEGORICALS SUBJECT TO DEFERRAL OF
UNEARNED REVENUES

Description	TOTAL
STATE PROGRAM NAME	
RESOURCE CODE	
REVENUE OBJECT	
LOCAL DESCRIPTION (if any)	
AWARD	
1. Prior Year Carry over	344,116.69
2. a. Current Year Award	350,810.64
b. Other Adjustments	13,154.00
c. Adj Curr Yr Award	
(sum lines 2a & 2b)	363,964.64
3. Required Matching Funds/Other	2,476,968.00
4. Total Available Award	
(sum lines 1, 2c, & 3)	3,185,049.33
REVENUES	
5. Unearned Revenue Deferred from Prior Year	0.00
6. Cash Received in Current Year	372,779.70
7. Contributed Matching Funds	0.00
8. Total Available (sum lines 5, 6, & 7)	372,779.70
EXPENDITURES	
9. Donor-Authorized Expenditures	3,146,770.61
10. Non Donor-Authorized Expenditures	0.00
11. Total Expenditures (lines 9 & 10)	3,146,770.61
12. Amounts Included in Line 6 above for Prior Year Adjustments	0.00
13. Calculation of Unearned Revenue or A/P, & A/R amounts (line 8 minus line 9 plus line 12)	(2,773,990.91)
a. Unearned Revenue	8,645.00
b. Accounts Payable	29,528.91
c. Accounts Receivable	2,253.66
14. Unused Grant Award Calculation (line 4 minus line 9)	38,278.72

2023-24 Unaudited Actuals
STATE GRANT AWARDS
REVENUES, AND EXPENDITURES - ALL FUNDS
SCHEDULE FOR CATEGORICALS SUBJECT TO DEFERRAL OF
UNEARNED REVENUES

Description	
15. If Carry over is allowed, enter line 14 amount here	0.00
16. Reconciliation of Revenue (line 5 plus line 6 minus line 13a minus line 13b plus line 13c)	336,859.45

2023-24 Unaudited Actuals
LOCAL GRANT AWARDS
REVENUES, AND EXPENDITURES - ALL FUNDS
SCHEDULE FOR CATEGORICALS SUBJECT TO DEFERRAL OF
UNEARNED REVENUES

Description	001	
LOCAL PROGRAM NAME	ASES Program	TOTAL
RESOURCE CODE	9065	
REVENUE OBJECT	8677	
LOCAL DESCRIPTION (if any)		
AWARD		
1. Prior Year Carry over	935.93	935.93
2. a. Current Year Award	660,633.05	660,633.05
b. Other Adjustments	0.00	0.00
c. Adj Curr Yr Award		
(sum lines 2a & 2b)	660,633.05	660,633.05
3. Required Matching Funds/Other	0.00	0.00
4. Total Available Award		
(sum lines 1, 2c, & 3)	661,568.98	661,568.98
REVENUES		
5. Unearned Revenue Deferred from Prior Year	0.00	0.00
6. Cash Received in Current Year	429,411.48	429,411.48
7. Contributed Matching Funds	0.00	0.00
8. Total Available (sum lines 5, 6, & 7)	429,411.48	429,411.48
EXPENDITURES		
9. Donor-Authorized Expenditures	661,568.97	661,568.97
10. Non Donor-Authorized Expenditures	0.00	0.00
11. Total Expenditures (lines 9 & 10)	661,568.97	661,568.97
12. Amounts Included in Line 6 above for Prior Year Adjustments	0.00	0.00
13. Calculation of Unearned Revenue or A/P, & A/R amounts (line 8 minus line 9 plus line 12)	(232,157.49)	(232,157.49)
a. Unearned Revenue	0.00	0.00
b. Accounts Payable	37,060.32	37,060.32
c. Accounts Receivable	231,221.57	231,221.57
14. Unused Grant Award Calculation (line 4 minus line 9)	.01	.01

2023-24 Unaudited Actuals
LOCAL GRANT AWARDS
REVENUES, AND EXPENDITURES - ALL FUNDS
SCHEDULE FOR CATEGORICALS SUBJECT TO DEFERRAL OF
UNEARNED REVENUES

Description	001	
15. If Carryover is allowed, enter line 14 amount here		0.00
16. Reconciliation of Revenue (line 5 plus line 6 minus line 13a minus line 13b plus line 13c)	623,572.73	623,572.73

2023-24 Unaudited Actuals
FEDERAL AWARDS
REVENUES, AND EXPENDITURES - ALL FUNDS
SCHEDULE FOR CATEGORICALS SUBJECT TO RESTRICTED ENDING
BALANCES

Description	001	002	003	004	005	006	TOTAL
FEDERAL PROGRAM NAME	CRRSA Act - One Time Stipend	ARP CA Preschool Program One- Time Stipend	ARP CA State Preschool Program - Rate Supplements	Child Nutrition: School Lunch Program	Child Nutrition: CCFP	Supply Chain Assistance Funds	TOTAL
FEDERAL CATALOG NUMBER							
RESOURCE CODE	5058	5059	5066	5310	5320	5466	
REVENUE OBJECT	8290	8290	8290	8220	8220	8290	
LOCAL DESCRIPTION (if any)							
AWARD							
1. Prior Year Restricted							
Ending Balance	22,601.25	16,652.24	45,660.00	3,574,430.07	108,746.00	185,971.74	3,954,061.30
2. a. Current Year Award	0.00	0.00	0.00	3,263,642.09	175,046.16	131,302.79	3,569,991.04
b. Other Adjustments	0.00	0.00	0.00	0.00	(6,284.74)	0.00	(6,284.74)
c. Adj Curr Yr Award (sum lines 2a & 2b)	0.00	0.00	0.00	3,263,642.09	168,761.42	131,302.79	3,563,706.30
3. Required Matching Funds/Other	0.00	0.00	0.00	0.00	0.00	0.00	0.00
4. Total Available Award (sum lines 1, 2c, & 3)	22,601.25	16,652.24	45,660.00	6,838,072.16	277,507.42	317,274.53	7,517,767.60
REVENUES							
5. Cash Received in Current Year	0.00	0.00	0.00	2,717,829.46	141,259.62	131,302.79	2,990,391.87
6. Amounts Included in Line 5 for							
Prior Year Adjustments	0.00	0.00	0.00	0.00	0.00	0.00	0.00
7. a. Accounts Receivable							
(line 2c minus lines 5 & 6)	0.00	0.00	0.00	545,812.63	27,501.80	0.00	573,314.43
b. Noncurrent Accounts Receivable	0.00	0.00	0.00	0.00	0.00	0.00	0.00
c. Current Accounts Receivable (line 7a minus line 7b)	0.00	0.00	0.00	545,812.63	27,501.80	0.00	573,314.43
8. Contributed Matching Funds	0.00	0.00	0.00	0.00	0.00	0.00	0.00
9. Total Available (sum lines 5, 7c, & 8)	0.00	0.00	0.00	3,263,642.09	168,761.42	131,302.79	3,563,706.30
EXPENDITURES							
10. Donor-Authorized Expenditures	0.00	0.00	0.00	2,879,995.52	154,056.00	181,853.81	3,215,905.33
11. Non Donor-Authorized Expenditures	0.00	0.00	0.00	0.00	0.00	0.00	0.00

2023-24 Unaudited Actuals
FEDERAL AWARDS
REVENUES, AND EXPENDITURES - ALL FUNDS
SCHEDULE FOR CATEGORICALS SUBJECT TO RESTRICTED ENDING
BALANCES

Description	001	002	003	004	005	006	
12. Total Expenditures (line 10 plus line 11)	0.00	0.00	0.00	2,879,995.52	154,056.00	181,853.81	3,215,905.33
RESTRICTED ENDING BALANCE							
13. Current Year (line 4 minus line 10)	22,601.25	16,652.24	45,660.00	3,958,076.64	123,451.42	135,420.72	4,301,862.27

2023-24 Unaudited Actuals
STATE AWARDS
REVENUES, AND EXPENDITURES - ALL FUNDS
SCHEDULE FOR CATEGORICALS SUBJECT TO RESTRICTED ENDING
BALANCES

Description	001	002	003	004	005	006	007
STATE PROGRAM NAME	Lottery: Unrestricted	Education Protection Account	Expanded Learning Opportunities Program (ELO-P)	Educator Effectiveness	Lottery: Instructional Materials	Special Education	SPED Early Ed Infant Program
RESOURCE CODE	1100	1400	2600	6266	6300	6500	6510
REVENUE OBJECT	8560	8012	8590	8590	8560	8097/8792	8311
LOCAL DESCRIPTION (if any)	PCA 23219	PCA 25226	PCA 25601	PCA 25575	PCA 10056	AB 602	PCA 2383
AWARD							
1. Prior Year Restricted							
Ending Balance	1,279,992.94	0.00	1,956,885.28	878,907.13	540,882.18	0.00	165,413.17
2. a. Current Year Award	907,904.45	6,609,693.00	2,532,400.00	0.00	436,468.44	4,104,861.00	945,112.00
b. Other Adjustments	26,280.26	29,877.00	0.00	0.00	50,241.03	5,045.00	0.00
c. Adj Curr Yr Award (sum lines 2a & 2b)	934,184.71	6,639,570.00	2,532,400.00	0.00	486,709.47	4,109,906.00	945,112.00
3. Required Matching Funds/Other	0.00	0.00	0.00	0.00	0.00	6,792,301.08	0.00
4. Total Available Award (sum lines 1, 2c, & 3)	2,214,177.65	6,639,570.00	4,489,285.28	878,907.13	1,027,591.65	10,902,207.08	1,110,525.17
REVENUES							
5. Cash Received in Current Year	788,294.35	6,639,414.07	2,532,392.71	0.00	347,534.28	4,074,107.00	945,112.00
6. Amounts Included in Line 5 for Prior Year Adjustments	0.00	0.00	0.00	0.00	0.00	0.00	0.00
7. a. Accounts Receivable (line 2c minus lines 5 & 6)	145,890.36	155.93	7.29	0.00	139,175.19	35,799.00	0.00
b. Noncurrent Accounts Receivable	145,890.36	155.93	7.29	0.00	139,175.19	35,799.00	0.00
c. Current Accounts Receivable (line 7a minus line 7b)	0.00	0.00	0.00	0.00	0.00	0.00	0.00
8. Contributed Matching Funds	0.00	0.00	0.00	0.00	0.00	0.00	0.00
9. Total Available (sum lines 5, 7c, & 8)	788,294.35	6,639,414.07	2,532,392.71	0.00	347,534.28	4,074,107.00	945,112.00
EXPENDITURES							
10. Donor-Authorized Expenditures	228,574.90	6,639,570.00	1,979,210.57	480,385.36	817,555.10	10,902,207.08	922,021.18
11. Non Donor-Authorized Expenditures	0.00	0.00	0.00	0.00	0.00	0.00	0.00
12. Total Expenditures							

2023-24 Unaudited Actuals
STATE AWARDS
REVENUES, AND EXPENDITURES - ALL FUNDS
SCHEDULE FOR CATEGORICALS SUBJECT TO RESTRICTED ENDING
BALANCES

Description	001	002	003	004	005	006	007
(line 10 plus line 11)	228,574.90	6,639,570.00	1,979,210.57	480,385.36	817,555.10	10,902,207.08	922,021.18
RESTRICTED ENDING BALANCE							
13. Current Year							
(line 4 minus line 10)	1,985,602.75	0.00	2,510,074.71	398,521.77	210,036.55	0.00	188,503.99

2023-24 Unaudited Actuals
STATE AWARDS
REVENUES, AND EXPENDITURES - ALL FUNDS
SCHEDULE FOR CATEGORICALS SUBJECT TO RESTRICTED ENDING BALANCES

Description	008	009	010	011	012	013	014
STATE PROGRAM NAME	SPED State Mental Health	SPED Early Intervention Preschool Grant	Arts, Music, and Instructional Materials Discretionary Block Grant	Prop 28: Arts & Music in Schools	Child Nutrition: Food Service Staff Training Funds	Child Nutrition: Kitchen Infrastructure & Training Funds	Child Nutrition: School Food Best Practices
RESOURCE CODE	6546	6547	6762	6770	7029	7032	7033
REVENUE OBJECT	8590	8311	8590	8590	8520	8520	8520
LOCAL DESCRIPTION (if any)	PCA 25455	PCA 24536			PCA 10165		
AWARD							
1. Prior Year Restricted							
Ending Balance	1,708.00	538,197.98	2,024,823.39	0.00	13,981.00	689,386.39	0.00
2. a. Current Year Award	358,290.00	418,944.00	0.00	641,125.00	0.00	24,440.00	134,075.96
b. Other Adjustments	(628.01)	0.00	69,242.00	0.00	0.00	0.00	0.00
c. Adj Curr Yr Award							
(sum lines 2a & 2b)	357,661.99	418,944.00	69,242.00	641,125.00	0.00	24,440.00	134,075.96
3. Required Matching Funds/Other	0.00	0.00	0.00	0.00	0.00	0.00	0.00
4. Total Available Award							
(sum lines 1, 2c, & 3)	359,369.99	957,141.98	2,094,065.39	641,125.00	13,981.00	713,826.39	134,075.96
REVENUES							
5. Cash Received in Current Year	357,661.99	418,944.00	69,242.00	641,125.00	0.00	24,440.00	134,075.96
6. Amounts Included in Line 5 for							
Prior Year Adjustments	0.00	0.00	0.00	0.00	0.00	0.00	0.00
7. a. Accounts Receivable							
(line 2c minus lines 5 & 6)	0.00	0.00	0.00	0.00	0.00	0.00	0.00
b. Noncurrent Accounts Receivable	0.00	0.00	0.00	0.00	0.00	0.00	0.00
c. Current Accounts Receivable							
(line 7a minus line 7b)	0.00	0.00	0.00	0.00	0.00	0.00	0.00
8. Contributed Matching Funds	0.00	0.00	0.00	0.00	0.00	0.00	0.00
9. Total Available							
(sum lines 5, 7c, & 8)	357,661.99	418,944.00	69,242.00	641,125.00	0.00	24,440.00	134,075.96
EXPENDITURES							
10. Donor-Authorized Expenditures	359,369.99	793,314.88	339,437.09	356,735.12	13,981.00	654,996.85	0.00
11. Non Donor-Authorized							
Expenditures	0.00	0.00	0.00	0.00	0.00	0.00	0.00

2023-24 Unaudited Actuals
STATE AWARDS
REVENUES, AND EXPENDITURES - ALL FUNDS
SCHEDULE FOR CATEGORICALS SUBJECT TO RESTRICTED ENDING
BALANCES

Description	008	009	010	011	012	013	014
12. Total Expenditures (line 10 plus line 11)	359,369.99	793,314.88	339,437.09	356,735.12	13,981.00	654,996.85	0.00
RESTRICTED ENDING BALANCE							
13. Current Year (line 4 minus line 10)	0.00	163,827.10	1,754,628.30	284,389.88	0.00	58,829.54	134,075.96

2023-24 Unaudited Actuals
STATE AWARDS
REVENUES, AND EXPENDITURES - ALL FUNDS
SCHEDULE FOR CATEGORICALS SUBJECT TO RESTRICTED ENDING
BALANCES

Description	015	016	017	018	019	TOTAL
STATE PROGRAM NAME	Classified School Empl Summer Assistance Prog	Expanded Learning Opportunit Grant (ELO-G)	Learning Recovery Emergency Block Grant	CA CSPP AB110 Temp Rate Increase	Routine Restricted Maintenance	TOTAL
RESOURCE CODE	7415	7425	7435	7810	8150	
REVENUE OBJECT	8590	8590	8590	8590	8980	
LOCAL DESCRIPTION (if any)	CSESAP	PCA 25561/62			PCA 10049	
AWARD						
1. Prior Year Restricted						
Ending Balance	0.00	747.00	3,884,163.09	0.00	0.00	11,975,087.55
2. a. Current Year Award	233,704.45	0.00	0.00	58,680.00	0.00	17,405,698.30
b. Other Adjustments	0.00	0.00	(14,548.00)	102,888.00	0.00	268,397.28
c. Adj Curr Yr Award (sum lines 2a & 2b)	233,704.45	0.00	(14,548.00)	161,568.00	0.00	17,674,095.58
3. Required Matching Funds/Other	0.00	0.00	0.00	0.00	2,297,322.87	9,089,623.95
4. Total Available Award (sum lines 1, 2c, & 3)	233,704.45	747.00	3,869,615.09	161,568.00	2,297,322.87	38,738,807.08
REVENUES						
5. Cash Received in Current Year	0.00	0.00	(14,548.00)	147,648.00	0.00	17,105,443.36
6. Amounts Included in Line 5 for						
Prior Year Adjustments	0.00	0.00	0.00	0.00	0.00	0.00
7. a. Accounts Receivable						
(line 2c minus lines 5 & 6)	233,704.45	0.00	0.00	13,920.00	0.00	568,652.22
b. Noncurrent Accounts Receivable	233,704.45	0.00	0.00	13,920.00	0.00	568,652.22
c. Current Accounts Receivable (line 7a minus line 7b)	0.00	0.00	0.00	0.00	0.00	0.00
8. Contributed Matching Funds	0.00	0.00	0.00	0.00	0.00	0.00
9. Total Available (sum lines 5, 7c, & 8)	0.00	0.00	(14,548.00)	147,648.00	0.00	17,105,443.36
EXPENDITURES						
10. Donor-Authorized Expenditures	233,704.42	747.00	1,269,707.09	78,907.78	2,297,322.87	28,367,748.28
11. Non Donor-Authorized Expenditures	0.00	0.00	0.00	0.00	0.00	0.00
12. Total Expenditures						

2023-24 Unaudited Actuals
STATE AWARDS
REVENUES, AND EXPENDITURES - ALL FUNDS
SCHEDULE FOR CATEGORICALS SUBJECT TO RESTRICTED ENDING
BALANCES

Description	015	016	017	018	019	
(line 10 plus line 11)	233,704.42	747.00	1,269,707.09	78,907.78	2,297,322.87	28,367,748.28
RESTRICTED ENDING BALANCE						
13. Current Year						
(line 4 minus line 10)	.03	0.00	2,599,908.00	82,660.22	0.00	10,371,058.80

2023-24 Unaudited Actuals
LOCAL AWARDS
REVENUES, AND EXPENDITURES - ALL FUNDS
SCHEDULE FOR CATEGORICALS SUBJECT TO RESTRICTED ENDING
BALANCES

Description	001	002	003	004	005	006	007
LOCAL PROGRAM NAME	Student Body Activity Funds	Other Restricted - Donation	Other Restricted - Bond	Other Restricted - Dev eloper Fees	Environmetal Literacy	Middle School CTE Grant	Community Options Program Entry System Grant (COPES)
RESOURCE CODE	8210	9010	9010	9010	9010-002	9010-004	9010-006
REVENUE OBJECT	8699	8699	8699	8681	8699	8699	8699
LOCAL DESCRIPTION (if any)	ASB						
AWARD							
1. Prior Year Restricted							
Ending Balance	67,594.59	337,159.37	1,101,263.35	1,694,035.15	14,526.54	193,775.94	8,643.77
2. a. Current Year Award	37,810.47	320,404.51	0.00	209,485.47	0.00	0.00	15,000.00
b. Other Adjustments	3,867.31	0.00	37,546.86	65,558.50	0.00	0.00	0.00
c. Adj Curr Yr Award (sum lines 2a & 2b)	41,677.78	320,404.51	37,546.86	275,043.97	0.00	0.00	15,000.00
3. Required Matching Funds/Other	0.00	0.00	0.00	0.00	0.00	0.00	0.00
4. Total Available Award (sum lines 1, 2c, & 3)	109,272.37	657,563.88	1,138,810.21	1,969,079.12	14,526.54	193,775.94	23,643.77
REVENUES							
5. Cash Received in Current Year	41,014.85	320,404.51	35,044.54	275,043.97	0.00	0.00	8,643.77
6. Amounts Included in Line 5 for							
Prior Year Adjustments	0.00	0.00	0.00	0.00	0.00	0.00	0.00
7. a. Accounts Receiv able (line 2c minus lines 5 & 6)	662.93	0.00	2,502.32	0.00	0.00	0.00	6,356.23
b. Noncurrent Accounts Receiv able	662.93	0.00	2,502.32	0.00	0.00	10,568.83	10,238.29
c. Current Accounts Receivable (line 7a minus line 7b)	0.00	0.00	0.00	0.00	0.00	(10,568.83)	(3,882.06)
8. Contributed Matching Funds	0.00	0.00	0.00	0.00	0.00	0.00	0.00
9. Total Available (sum lines 5, 7c, & 8)	41,014.85	320,404.51	35,044.54	275,043.97	0.00	(10,568.83)	4,761.71
EXPENDITURES							
10. Donor-Authorized Expenditures	62,263.88	436,175.32	1,138,344.89	1,015,409.70	0.00	146,133.77	18,882.06
11. Non Donor-Authorized Expenditures	0.00	0.00	0.00	0.00	0.00	0.00	0.00

2023-24 Unaudited Actuals
LOCAL AWARDS
REVENUES, AND EXPENDITURES - ALL FUNDS
SCHEDULE FOR CATEGORICALS SUBJECT TO RESTRICTED ENDING
BALANCES

Description	001	002	003	004	005	006	007
12. Total Expenditures (line 10 plus line 11)	62,263.88	436,175.32	1,138,344.89	1,015,409.70	0.00	146,133.77	18,882.06
RESTRICTED ENDING BALANCE							
13. Current Year (line 4 minus line 10)	47,008.49	221,388.56	465.32	953,669.42	14,526.54	47,642.17	4,761.71

2023-24 Unaudited Actuals
LOCAL AWARDS
REVENUES, AND EXPENDITURES - ALL FUNDS
SCHEDULE FOR CATEGORICALS SUBJECT TO RESTRICTED ENDING
BALANCES

Description	008	009	010	011	012	013	014
LOCAL PROGRAM NAME	River Park Conservancy	EPA Clean School Bus Program	Sick Leave Fund	Native Scholars Pathways Grant	Support Inclusive Practice (SIP)	Comprehensive K-12 Health Education	Help Feed Kids Now!
RESOURCE CODE	9010-008	9010-009	9010-010	9010-012	9010-013	9010-025	9010-050
REVENUE OBJECT	8699	8699	8699	8699	8699	8699	8699
LOCAL DESCRIPTION (if any)							
AWARD							
1. Prior Year Restricted							
Ending Balance	10,000.00	0.00	33,858.43	10,000.00	0.00	72,285.50	1,158.65
2. a. Current Year Award	0.00	4,810,000.00	0.00	0.00	26,000.00	0.00	0.00
b. Other Adjustments	0.00	0.00	0.00	0.00	0.00	0.00	0.00
c. Adj Curr Yr Award (sum lines 2a & 2b)	0.00	4,810,000.00	0.00	0.00	26,000.00	0.00	0.00
3. Required Matching Funds/Other	0.00	0.00	0.00	0.00	0.00	0.00	0.00
4. Total Available Award (sum lines 1, 2c, & 3)	10,000.00	4,810,000.00	33,858.43	10,000.00	26,000.00	72,285.50	1,158.65
REVENUES							
5. Cash Received in Current Year	0.00	4,810,000.00	0.00	0.00	0.00	0.00	0.00
6. Amounts Included in Line 5 for							
Prior Year Adjustments	0.00	0.00	0.00	0.00	0.00	0.00	0.00
7. a. Accounts Receivable (line 2c minus lines 5 & 6)	0.00	0.00	0.00	0.00	26,000.00	0.00	0.00
b. Noncurrent Accounts Receivable	0.00	0.00	0.00	0.00	26,000.00	0.00	0.00
c. Current Accounts Receivable (line 7a minus line 7b)	0.00	0.00	0.00	0.00	0.00	0.00	0.00
8. Contributed Matching Funds	0.00	0.00	0.00	0.00	0.00	0.00	0.00
9. Total Available (sum lines 5, 7c, & 8)	0.00	4,810,000.00	0.00	0.00	0.00	0.00	0.00
EXPENDITURES							
10. Donor-Authorized Expenditures	0.00	0.00	0.00	0.00	5,432.85	7,344.85	0.00
11. Non Donor-Authorized Expenditures	0.00	0.00	0.00	0.00	0.00	0.00	0.00
12. Total Expenditures							

2023-24 Unaudited Actuals
LOCAL AWARDS
REVENUES, AND EXPENDITURES - ALL FUNDS
SCHEDULE FOR CATEGORICALS SUBJECT TO RESTRICTED ENDING
BALANCES

Description	008	009	010	011	012	013	014
(line 10 plus line 11)	0.00	0.00	0.00	0.00	5,432.85	7,344.85	0.00
RESTRICTED ENDING BALANCE							
13. Current Year							
(line 4 minus line 10)	10,000.00	4,810,000.00	33,858.43	10,000.00	20,567.15	64,940.65	1,158.65

2023-24 Unaudited Actuals
LOCAL AWARDS
REVENUES, AND EXPENDITURES - ALL FUNDS
SCHEDULE FOR CATEGORICALS SUBJECT TO RESTRICTED ENDING
BALANCES

Description	015	016	017	018	019	020	021
LOCAL PROGRAM NAME	NGSS Grant	State Preschool Stipend	LEAPP Preschool Stipend	Extended Student Services (ESS)	SD County Child Care Provider	LEAPP Preschool Tuition Program	JPA Workers Comp Surplus Equity
RESOURCE CODE	9010-055	9010-097	9010-097	9010-200	9010-250	9010-260	9010-400
REVENUE OBJECT	8699	8699	8699	8699	8699	8699	8699
LOCAL DESCRIPTION (if any)							
AWARD							
1. Prior Year Restricted							
Ending Balance	6,000.00	1,717.00	2,597.00	2,316,111.86	4,625.00	(270,437.59)	96,248.00
2. a. Current Year Award	0.00	0.00	0.00	2,174,551.37	0.00	407,665.84	0.00
b. Other Adjustments	0.00	0.00	0.00	0.00	0.00	0.00	0.00
c. Adj Curr Yr Award (sum lines 2a & 2b)	0.00	0.00	0.00	2,174,551.37	0.00	407,665.84	0.00
3. Required Matching Funds/Other	0.00	0.00	0.00	0.00	0.00	0.00	0.00
4. Total Available Award (sum lines 1, 2c, & 3)	6,000.00	1,717.00	2,597.00	4,490,663.23	4,625.00	137,228.25	96,248.00
REVENUES							
5. Cash Received in Current Year	0.00	0.00	0.00	1,812,569.09	0.00	390,149.84	0.00
6. Amounts Included in Line 5 for							
Prior Year Adjustments	0.00	0.00	0.00	0.00	0.00	0.00	0.00
7. a. Accounts Receivable							
(line 2c minus lines 5 & 6)	0.00	0.00	0.00	361,982.28	0.00	17,516.00	0.00
b. Noncurrent Accounts Receivable	0.00	0.00	0.00	361,982.28	0.00	17,516.00	0.00
c. Current Accounts Receivable (line 7a minus line 7b)	0.00	0.00	0.00	0.00	0.00	0.00	0.00
8. Contributed Matching Funds	0.00	0.00	0.00	0.00	0.00	0.00	0.00
9. Total Available (sum lines 5, 7c, & 8)	0.00	0.00	0.00	1,812,569.09	0.00	390,149.84	0.00
EXPENDITURES							
10. Donor-Authorized Expenditures	0.00	0.00	0.00	1,574,224.83	0.00	456,973.26	0.00
11. Non Donor-Authorized Expenditures	0.00	0.00	0.00	0.00	0.00	0.00	0.00
12. Total Expenditures							

2023-24 Unaudited Actuals
LOCAL AWARDS
REVENUES, AND EXPENDITURES - ALL FUNDS
SCHEDULE FOR CATEGORICALS SUBJECT TO RESTRICTED ENDING
BALANCES

Description	015	016	017	018	019	020	021
(line 10 plus line 11)	0.00	0.00	0.00	1,574,224.83	0.00	456,973.26	0.00
RESTRICTED ENDING BALANCE							
13. Current Year							
(line 4 minus line 10)	6,000.00	1,717.00	2,597.00	2,916,438.40	4,625.00	(319,745.01)	96,248.00

2023-24 Unaudited Actuals
LOCAL AWARDS
REVENUES, AND EXPENDITURES - ALL FUNDS
SCHEDULE FOR CATEGORICALS SUBJECT TO RESTRICTED ENDING
BALANCES

Description	022	023	024	025	
LOCAL PROGRAM NAME	Medi-Cal Billing Option Restricted	LEAPP Preschool Donation	CalHOPE/SEL	Community Development Fund	TOTAL
RESOURCE CODE	9010-564	9010-741	9515	9625	
REVENUE OBJECT	8699	8699	8699	8625	
LOCAL DESCRIPTION (if any)					
AWARD					
1. Prior Year Restricted					
Ending Balance	196,207.58	387.70	3,000.00	602,368.78	6,503,126.62
2. a. Current Year Award	444,751.50	0.00	0.00	379,858.27	8,825,527.43
b. Other Adjustments	0.00	0.00	0.00	0.00	106,972.67
c. Adj Curr Yr Award					
(sum lines 2a & 2b)	444,751.50	0.00	0.00	379,858.27	8,932,500.10
3. Required Matching Funds/Other	0.00	0.00	0.00	0.00	0.00
4. Total Available Award					
(sum lines 1, 2c, & 3)	640,959.08	387.70	3,000.00	982,227.05	15,435,626.72
REVENUES					
5. Cash Received in Current Year	0.00	0.00	0.00	0.00	7,692,870.57
6. Amounts Included in Line 5 for					
Prior Year Adjustments	0.00	0.00	0.00	0.00	0.00
7. a. Accounts Receivable					
(line 2c minus lines 5 & 6)	444,751.50	0.00	0.00	379,858.27	1,239,629.53
b. Noncurrent Accounts					
Receivable	0.00	0.00	0.00	0.00	429,470.65
c. Current Accounts Receivable					
(line 7a minus line 7b)	444,751.50	0.00	0.00	379,858.27	810,158.88
8. Contributed Matching Funds	0.00	0.00	0.00	0.00	0.00
9. Total Available					
(sum lines 5, 7c, & 8)	444,751.50	0.00	0.00	379,858.27	8,503,029.45
EXPENDITURES					
10. Donor-Authorized Expenditures	177,565.66	0.00	3,000.00	0.00	5,041,751.07
11. Non Donor-Authorized					
Expenditures	0.00	0.00	0.00	0.00	0.00
12. Total Expenditures					

2023-24 Unaudited Actuals
LOCAL AWARDS
REVENUES, AND EXPENDITURES - ALL FUNDS
SCHEDULE FOR CATEGORICALS SUBJECT TO RESTRICTED ENDING
BALANCES

Description	022	023	024	025	
(line 10 plus line 11)	177,565.66	0.00	3,000.00	0.00	5,041,751.07
RESTRICTED ENDING BALANCE					
13. Current Year					
(line 4 minus line 10)	463,393.42	387.70	0.00	982,227.05	10,393,875.65

PART I - CURRENT EXPENSE FORMULA	Total Expense for Year (1)	EDP No.	Reductions (See Note 1) (2)	EDP No.	Current Expense of Education (Col 1 - Col 2) (3)	EDP No.	Reductions (Extracted) (See Note 2) (4a)	Reductions (Overrides)* (See Note 2) (4b)	EDP No.	Current Expense- Part II (Col 3 - Col 4) (5)	EDP No.
1000 - Certificated Salaries	30,295,109.49	301	6,341.40	303	30,288,768.09	305	9,868.33		307	30,278,899.76	309
2000 - Classified Salaries	11,895,884.90	311	590,933.75	313	11,304,951.15	315	908,027.43		317	10,396,923.72	319
3000 - Employee Benefits	21,936,580.27	321	185,450.61	323	21,751,129.66	325	544,187.21		327	21,206,942.45	329
4000 - Books, Supplies Equip Replace, (6500)	2,880,446.52	331	65,387.21	333	2,815,059.31	335	1,049,846.50		337	1,765,212.81	339
5000 - Services . . . & 7300 - Indirect Costs	7,061,059.51	341	22,595.35	343	7,038,464.16	345	420,031.01		347	6,618,433.15	349
TOTAL					73,198,372.37	365			TOTAL	70,266,411.89	369

Note 1 - In Column 2, report expenditures for the following programs: Nonagency (Goals 7100-7199), Community Services (Goal 8100), Food Services (Function 3700), Fringe Benefits for Retired Persons (Objects 3701-3702), and Facilities Acquisition & Construction (Function 8500).

Note 2 - In Column 4, report expenditures for: Transportation (Function 3600), Lottery Expenditures (Resource 1100), Special Education Students in Nonpublic Schools (Function 1180), and other federal or state categorical aid in which funds were granted for expenditures in a program not incurring any teacher salary expenditures or requiring disbursement of the funds without regard to the requirements of EC Section 41372.

* If an amount (even zero) is entered in any row of Column 4b or in Line 13b, the form uses only the values in Column 4b and Line 13b rather than the values in Column 4a and Line 13a.

PART II: MINIMUM CLASSROOM COMPENSATION (Instruction, Functions 1000-1999)	Object	EDP No.
1. Teacher Salaries as Per EC 41011.	1100	375
2. Salaries of Instructional Aides Per EC 41011.	2100	380
3. STRS.	3101 & 3102	382
4. PERS.	3201 & 3202	383
5. OASDI - Regular, Medicare and Alternative.	3301 & 3302	384
6. Health & Welfare Benefits (EC 41372) (Include Health, Dental, Vision, Pharmaceutical, and Annuity Plans).	3401 & 3402	385
7. Unemployment Insurance.	3501 & 3502	390
8. Workers' Compensation Insurance.	3601 & 3602	392
9. OPEB, Active Employees (EC 41372).	3751 & 3752	396
10. Other Benefits (EC 22310).	3901 & 3902	393
11. SUBTOTAL Salaries and Benefits (Sum Lines 1 - 10).		395
12. Less: Teacher and Instructional Aide Salaries and Benefits deducted in Column 2.		163,866.85
13a. Less: Teacher and Instructional Aide Salaries and Benefits (other than Lottery) deducted in Column 4a (Extracted).		0.00
b. Less: Teacher and Instructional Aide Salaries and Benefits (other than Lottery) deducted in Column 4b (Overrides)*.		396
14. TOTAL SALARIES AND BENEFITS.		43,829,555.70
15. Percent of Current Cost of Education Expended for Classroom Compensation (EDP 397 divided by EDP 369) Line 15 must equal or exceed 60% for elementary, 55% for unified and 50% for high school districts to avoid penalty under provisions of EC 41372.		62.38%
16. District is exempt from EC 41372 because it meets the provisions of EC 41374. (If exempt, enter 'X').		

PART III: DEFICIENCY AMOUNT

A deficiency amount (Line 5) is only applicable to districts not meeting the minimum classroom compensation percentage required under EC 41372 and not exempt under the provisions of EC 41374.

1. Minimum percentage required (60% elementary , 55% unified, 50% high)	60.00%
2. Percentage spent by this district (Part II, Line 15)	62.38%
3. Percentage below the minimum (Part III, Line 1 minus Line 2)	0.00%
4. District's Current Expense of Education after reductions in columns 4a or 4b (Part I, EDP 369)	70,266,411.89
5. Deficiency Amount (Part III, Line 3 times Line 4)	0.00

PART IV: Explanation for adjustments entered in Part I, Column 4b (required)

Unaudited Actuals
2023-24 Unaudited Actuals
Schedule of Long-Term Liabilities

Description	Unaudited Balance July 1	Audit Adjustments/ Restatements	Audited Balance July 1	Increases	Decreases	Ending Balance June 30	Amounts Due Within One Year
Governmental Activities:							
General Obligation Bonds Payable	78,276,309.00	(10,312.00)	78,265,997.00	1,806,794.00	1,337,407.00	78,735,384.00	3,006,794.00
State School Building Loans Payable			0.00			0.00	
Certificates of Participation Payable			0.00			0.00	
Leases Payable	482,941.95	(46,031.95)	436,910.00	66,381.00	245,743.92	257,547.08	131,726.21
Lease Revenue Bonds Payable			0.00			0.00	
Other General Long-Term Debt	7,989,524.32		7,989,524.32	131,108.10	643,391.63	7,477,240.79	643,391.63
Net Pension Liability	45,019,441.00		45,019,441.00	10,225,437.00	3,405,040.00	51,839,838.00	
Total/Net OPEB Liability	12,427,704.00	(1,108,239.00)	11,319,465.00	915,594.00		12,235,059.00	
Compensated Absences Payable	419,367.24		419,367.24	44,635.18		464,002.42	464,002.42
Subscription Liability		419,358.00	419,358.00	34,909.00	351,977.00	102,290.00	30,789.00
Governmental activities long-term liabilities	144,615,287.51	(745,224.95)	143,870,062.56	13,224,858.28	5,983,559.55	151,111,361.29	4,276,703.26
Business-Type Activities:							
General Obligation Bonds Payable			0.00			0.00	
State School Building Loans Payable			0.00			0.00	
Certificates of Participation Payable			0.00			0.00	
Leases Payable			0.00			0.00	
Lease Revenue Bonds Payable			0.00			0.00	
Other General Long-Term Debt			0.00			0.00	
Net Pension Liability			0.00			0.00	
Total/Net OPEB Liability			0.00			0.00	
Compensated Absences Payable			0.00			0.00	
Subscription Liability			0.00			0.00	
Business-type activities long-term liabilities	0.00	0.00	0.00	0.00	0.00	0.00	0.00

Section I - Expenditures	Funds 01, 09, and 62			2023-24 Expenditures
	Goals	Functions	Objects	
A. Total state, federal, and local expenditures (all resources)	All	All	1000-7999	86,175,558.47
B. Less all federal expenditures not allowed for MOE (Resources 3000-5999, except 3385)	All	All	1000-7999	5,162,791.25
C. Less state and local expenditures not allowed for MOE: (All resources, except federal as identified in Line B)				
1. Community Services	All	5000-5999	1000-7999	500,455.51
2. Capital Outlay	All except 7100-7199	All except 5000-5999	6000-6999 except 6600, 6910	3,211,623.01
3. Debt Service	All	9100	5400-5450, 5800, 7430-7439	1,052,803.19
4. Other Transfers Out	All	9200	7200-7299	0.00
5. Interfund Transfers Out	All	9300	7600-7629	709,600.00
6. All Other Financing Uses	All	9100	7699	0.00
		9200	7651	
7. Nonagency	7100-7199	All except 5000-5999, 9000-9999	1000-7999	625,953.40
8. Tuition (Revenue, in lieu of expenditures, to approximate costs of services for which tuition is received)	All	All	8710	0.00

<p>9. Supplemental expenditures made as a result of a Presidentially declared disaster</p>	<p>Manually entered. Must not include expenditures in lines B, C1-C8, D1, or D2.</p>			
<p>10. Total state and local expenditures not allowed for MOE calculation (Sum lines C1 through C9)</p>				<p>6,100,435.11</p>
<p>D. Plus additional MOE expenditures:</p> <p>1. Expenditures to cover deficits for food services (Funds 13 and 61) (If negative, then zero)</p>	<p>All</p>	<p>All</p>	<p>1000-7143, 7300-7439 minus 8000-8699</p>	<p>0.00</p>
<p>2. Expenditures to cover deficits for student body activities</p>	<p>Manually entered. Must not include expenditures in lines A or D1.</p>			
<p>E. Total expenditures subject to MOE (Line A minus lines B and C10, plus lines D1 and D2)</p>				<p>74,912,332.11</p>
<p>Section II - Expenditures Per ADA</p>				<p>2023-24 Annual ADA/Exps. Per ADA</p>
<p>A. Average Daily Attendance (Form A, Annual ADA column, sum of lines A6 and C9)</p>				<p>4,238.89</p>
<p>B. Expenditures per ADA (Line I.E divided by Line II.A)</p>				<p>17,672.63</p>

Section III - MOE Calculation (For data collection only. Final determination will be done by CDE)	Total	Per ADA
A. Base expenditures (Preloaded expenditures from prior year official CDE MOE calculation). (Note: If the prior year MOE was not met, CDE has adjusted the prior year base to 90 percent of the preceding prior year amount rather than the actual prior year expenditure amount.)	71,251,369.29	15,819.08
1. Adjustment to base expenditure and expenditure per ADA amounts for LEAs failing prior year MOE calculation (From Section IV)	0.00	0.00
2. Total adjusted base expenditure amounts (Line A plus Line A.1)	71,251,369.29	15,819.08
B. Required effort (Line A.2 times 90%)	64,126,232.36	14,237.17
C. Current year expenditures (Line I.E and Line II.B)	74,912,332.11	17,672.63
D. MOE deficiency amount, if any (Line B minus Line C) (If negative, then zero)	0.00	0.00

<p>E. MOE determination (If one or both of the amounts in line D are zero, the MOE requirement is met; if both amounts are positive, the MOE requirement is not met. If either column in Line A.2 or Line C equals zero, the MOE calculation is incomplete.)</p>	MOE Met	
<p>F. MOE deficiency percentage, if MOE not met; otherwise, zero (Line D divided by Line B) (Funding under ESSA covered programs in FY 2025-26 may be reduced by the lower of the two percentages)</p>	0.00%	0.00%

SECTION IV - Detail of Adjustments to Base Expenditures (used in Section III, Line A.1)

Description of Adjustments	Total Expenditures	Expenditures Per ADA
Total adjustments to base expenditures	0.00	0.00

	2023-24 Calculations			2024-25 Calculations		
	Extracted Data	Adjustments*	Entered Data/Totals	Extracted Data	Adjustments*	Entered Data/Totals
A. PRIOR YEAR DATA	2022-23 Actual			2023-24 Actual		
Actual Appropriations Limit and Gann ADA are from district's prior year Gann data reported to the CDE						
1. FINAL PRIOR YEAR APPROPRIATIONS LIMIT (Preload/Line D11, PY column)	34,826,208.21		34,826,208.21			36,939,902.73
2. PRIOR YEAR GANN ADA (Preload/Line B3, PY column)	4,188.87		4,188.87			4,254.28
ADJUSTMENTS TO PRIOR YEAR LIMIT	Adjustments to 2022-23			Adjustments to 2023-24		
3. District Lapses, Reorganizations and Other Transfers						
4. Temporary Voter Approved Increases						
5. Less: Lapses of Voter Approved Increases						
6. TOTAL ADJUSTMENTS TO PRIOR YEAR LIMIT (Lines A3 plus A4 minus A5)			0.00			0.00
7. ADJUSTMENTS TO PRIOR YEAR ADA (Only for district lapses, reorganizations and other transfers, and only if adjustments to the appropriations limit are entered in Line A3 above)						
B. CURRENT YEAR GANN ADA	2023-24 P2 Report			2024-25 P2 Estimate		
Unaudited actuals data should tie to Principal Apportionment Data Collection attendance reports and include ADA for charter schools reporting with the district						
1. Total K-12 ADA (Form A, Line A6)	4,254.28		4,254.28	4,122.84		4,122.84
2. Total Charter Schools ADA (Form A, Line C9)	0.00		0.00	0.00		0.00
3. TOTAL CURRENT YEAR P2 ADA (Line B1 plus B2)			4,254.28			4,122.84
C. CURRENT YEAR LOCAL PROCEEDS OF TAXES/STATE AID RECEIVED	2023-24 Actual			2024-25 Budget		
TAXES AND SUBVENTIONS (Funds 01, 09, and 62)						
1. Homeowners' Exemption (Object 8021)	59,231.54		59,231.54	60,417.00		60,417.00
2. Timber Yield Tax (Object 8022)	0.00		0.00	0.00		0.00
3. Other Subventions/In-Lieu Taxes (Object 8029)	0.00		0.00	0.00		0.00
4. Secured Roll Taxes (Object 8041)	12,435,391.67		12,435,391.67	12,629,352.00		12,629,352.00
5. Unsecured Roll Taxes (Object 8042)	424,047.68		424,047.68	429,990.00		429,990.00
6. Prior Years' Taxes (Object 8043)	(6,469.84)		(6,469.84)	(493.00)		(493.00)
7. Supplemental Taxes (Object 8044)	1,033,680.97		1,033,680.97	1,103,757.00		1,103,757.00

	2023-24 Calculations			2024-25 Calculations		
	Extracted Data	Adjustments*	Entered Data/Totals	Extracted Data	Adjustments*	Entered Data/Totals
8. Ed. Rev. Augmentation Fund (ERAF) (Object 8045)	64,434.19		64,434.19	55,845.00		55,845.00
9. Penalties and Int. from Delinquent Taxes (Object 8048)	0.00		0.00	0.00		0.00
10. Other In-Lieu Taxes (Object 8082)	0.00		0.00	0.00		0.00
11. Comm. Redevelopment Funds (objects 8047 & 8625)	841,629.89		841,629.89	727,652.00		727,652.00
12. Parcel Taxes (Object 8621)	0.00		0.00	0.00		0.00
13. Other Non-Ad Valorem Taxes (Object 8622) (Taxes only)	0.00		0.00	0.00		0.00
14. Penalties and Int. from Delinquent Non-LCFF Taxes (Object 8629) (Only those for the above taxes)	0.00		0.00	0.00		0.00
15. Transfers to Charter Schools in Lieu of Property Taxes (Object 8096)						
16. TOTAL TAXES AND SUBVENTIONS (Lines C1 through C15)	14,851,946.10	0.00	14,851,946.10	15,006,520.00	0.00	15,006,520.00
OTHER LOCAL REVENUES (Funds 01, 09, and 62)						
17. To General Fund from Bond Interest and Redemption Fund (Excess debt service taxes) (Object 8914)	0.00		0.00	0.00		0.00
18. TOTAL LOCAL PROCEEDS OF TAXES (Lines C16 plus C17)	14,851,946.10	0.00	14,851,946.10	15,006,520.00	0.00	15,006,520.00
EXCLUDED APPROPRIATIONS						
19a. Medicare (Enter federally mandated amounts only from objs. 3301 & 3302; do not include negotiated amounts)			631,360.86			638,869.21
19b. Qualified Capital Outlay Projects						
19c. Routine Restricted Maintenance Account (Fund 01, Resource 8150, Objects 8900-8999)	2,297,322.87		2,297,322.87	2,189,321.16		2,189,321.16
OTHER EXCLUSIONS						
20. Americans with Disabilities Act						
21. Unreimbursed Court Mandated Desegregation Costs						
22. Other Unfunded Court-ordered or Federal Mandates						
23. TOTAL EXCLUSIONS (Lines C19 through C22)	2,297,322.87	0.00	2,928,683.73	2,189,321.16	0.00	2,828,190.37
STATE AID RECEIVED (Funds 01, 09, and 62)						
24. LCFF - CY (objects 8011 and 8012)	41,481,967.00		41,481,967.00	40,084,614.00		40,084,614.00
25. LCFF/Revenue Limit State Aid - Prior Years (Object 8019)	(96,857.00)		(96,857.00)	0.00		0.00
26. TOTAL STATE AID RECEIVED (Lines C24 plus C25)	41,385,110.00	0.00	41,385,110.00	40,084,614.00	0.00	40,084,614.00
DATA FOR INTEREST CALCULATION						
27. Total Revenues (Funds 01, 09 & 62; objects 8000-8799)	85,791,503.86		85,791,503.86	73,616,828.92		73,616,828.92

	2023-24 Calculations			2024-25 Calculations		
	Extracted Data	Adjustments*	Entered Data/Totals	Extracted Data	Adjustments*	Entered Data/Totals
28. Total Interest and Return on Investments (Funds 01, 09, and 62; objects 8660 and 8662)	1,207,641.94		1,207,641.94	546,841.00		546,841.00
D. APPROPRIATIONS LIMIT CALCULATIONS	2023-24 Actual			2024-25 Budget		
PRELIMINARY APPROPRIATIONS LIMIT						
1. Revised Prior Year Program Limit (Lines A1 plus A6)			34,826,208.21			36,939,902.73
2. Inflation Adjustment			1.0444			1.0362
3. Program Population Adjustment (Lines B3 divided by [A2 plus A7]) (Round to four decimal places)			1.0156			0.9691
4. PRELIMINARY APPROPRIATIONS LIMIT (Lines D1 times D2 times D3)			36,939,902.73			37,094,363.98
APPROPRIATIONS SUBJECT TO THE LIMIT						
5. Local Revenues Excluding Interest (Line C18)			14,851,946.10			15,006,520.00
6. Preliminary State Aid Calculation						
a. Minimum State Aid in Local Limit (Greater of \$120 times Line B3 or \$2,400; but not greater than Line C26 or less than zero)			510,513.60			494,740.80
b. Maximum State Aid in Local Limit (Lesser of Line C26 or Lines D4 minus D5 plus C23; but not less than zero)			25,016,640.36			24,916,034.35
c. Preliminary State Aid in Local Limit (Greater of Lines D6a or D6b)			25,016,640.36			24,916,034.35
7. Local Revenues in Proceeds of Taxes						
a. Interest Counting in Local Limit (Line C28 divided by [Lines C27 minus C28] times [Lines D5 plus D6c])			569,221.79			298,772.32
b. Total Local Proceeds of Taxes (Lines D5 plus D7a)			15,421,167.89			15,305,292.32
8. State Aid in Proceeds of Taxes (Greater of Line D6a, or Lines D4 minus D7b plus C23; but not greater than Line C26 or less than zero)			24,447,418.57			24,617,262.03
9. Total Appropriations Subject to the Limit						
a. Local Revenues (Line D7b)			15,421,167.89			
b. State Subventions (Line D8)			24,447,418.57			
c. Less: Excluded Appropriations (Line C23)			2,928,683.73			
d. TOTAL APPROPRIATIONS SUBJECT TO THE LIMIT (Lines D9a plus D9b minus D9c)			36,939,902.73			
10. Adjustments to the Limit Per Government Code Section 7902.1 (Line D9d minus D4)			0.00			
SUMMARY						
11. Adjusted Appropriations Limit						
	2023-24 Actual			2024-25 Budget		

Part I - General Administrative Share of Plant Services Costs

California's indirect cost plan allows that the general administrative costs in the indirect cost pool may include that portion of plant services costs (maintenance and operations costs and facilities rents and leases costs) attributable to the general administrative offices. The calculation of the plant services costs attributed to general administration and included in the pool is standardized and automated using the percentage of salaries and benefits relating to general administration as proxy for the percentage of square footage occupied by general administration.

A. Salaries and Benefits - Other General Administration and Centralized Data Processing

- 1. Salaries and benefits paid through payroll (Funds 01, 09, and 62, objects 1000-3999 except 3701-3702)
(Functions 7200-7700, goals 0000 and 9000) 3,725,098.49
- 2. Contracted general administrative positions not paid through payroll
 - a. Enter the costs, if any, of general administrative positions performing services ON SITE but paid through a contract, rather than through payroll, in functions 7200-7700, goals 0000 and 9000, Object 5800. _____
 - b. If an amount is entered on Line A2a, provide the title, duties, and approximate FTE of each general administrative position paid through a contract. Retain supporting documentation in case of audit. _____

B. Salaries and Benefits - All Other Activities

- 1. Salaries and benefits paid through payroll (Funds 01, 09, and 62, objects 1000-3999 except 3701-3702)
(Functions 1000-6999, 7100-7180, & 8100-8400; Functions 7200-7700, all goals except 0000 & 9000) 63,961,013.01

C. Percentage of Plant Services Costs Attributable to General Administration

(Line A1 plus Line A2a, divided by Line B1; zero if negative) (See Part III, Lines A5 and A6) 5.82%

Part II - Adjustments for Employment Separation Costs

When an employee separates from service, the local educational agency (LEA) may incur costs associated with the separation in addition to the employee's regular salary and benefits for the final pay period. These additional costs can be categorized as "normal" or "abnormal or mass" separation costs.

Normal separation costs include items such as pay for accumulated unused leave or routine severance pay authorized by governing board policy. Normal separation costs are not allowable as direct costs to federal programs, but are allowable as indirect costs. State programs may have similar restrictions. Where federal or state program guidelines required that the LEA charge an employee's normal separation costs to an unrestricted resource rather than to the restricted program in which the employee worked, the LEA may identify and enter these costs on Line A for inclusion in the indirect cost pool.

Abnormal or mass separation costs are those costs resulting from actions taken by an LEA to influence employees to terminate their employment earlier than they normally would have. Abnormal or mass separation costs include retirement incentives such as a Golden Handshake or severance packages negotiated to effect termination. Abnormal or mass separation costs may not be charged to federal programs as either direct costs or indirect costs. Where an LEA paid abnormal or mass separation costs on behalf of positions in general administrative functions included in the indirect cost pool, the LEA must identify and enter these costs on Line B for exclusion from the pool.

A. Normal Separation Costs (optional)

Enter any normal separation costs paid on behalf of employees of restricted state or federal programs that were charged to an unrestricted resource (0000-1999) in funds 01, 09, and 62 with functions 1000-6999 or 8100-8400 rather than to the restricted program. These costs will be moved in Part III from base costs to the indirect cost pool. _____
Retain supporting documentation.

B. Abnormal or Mass Separation Costs (required)

Enter any abnormal or mass separation costs paid on behalf of general administrative positions charged to unrestricted resources (0000-1999) in funds 01, 09, and 62 with functions 7200-7700. These costs will be moved in Part III from the indirect cost pool to base costs. If none, enter zero. 0.00

Part III - Indirect Cost Rate Calculation (Funds 01, 09, and 62, unless indicated otherwise)

A. Indirect Costs

- 1. Other General Administration, less portion charged to restricted resources or specific goals
(Functions 7200-7600, objects 1000-5999, minus Line B9) 4,543,250.19
- 2. Centralized Data Processing, less portion charged to restricted resources or specific goals
(Function 7700, objects 1000-5999, minus Line B10) 914,931.53

3. External Financial Audit - Single Audit (Function 7190, resources 0000-1999, goals 0000 and 9000, objects 5000 - 5999)	30,260.00
4. Staff Relations and Negotiations (Function 7120, resources 0000-1999, goals 0000 and 9000, objects 1000 - 5999)	0.00
5. Plant Maintenance and Operations (portion relating to general administrative offices only) (Functions 8100-8400, objects 1000-5999 except 5100, times Part I, Line C)	307,509.72
6. Facilities Rents and Leases (portion relating to general administrative offices only) (Function 8700, resources 0000-1999, objects 1000-5999 except 5100, times Part I, Line C)	2,066.75
7. Adjustment for Employment Separation Costs	
a. Plus: Normal Separation Costs (Part II, Line A)	0.00
b. Less: Abnormal or Mass Separation Costs (Part II, Line B)	0.00
8. Total Indirect Costs (Lines A1 through A7a, minus Line A7b)	5,798,018.19
9. Carry-Forward Adjustment (Part IV, Line F)	(114,980.95)
10. Total Adjusted Indirect Costs (Line A8 plus Line A9)	5,683,037.24
B. Base Costs	
1. Instruction (Functions 1000-1999, objects 1000-5999 except 5100)	53,382,441.84
2. Instruction-Related Services (Functions 2000-2999, objects 1000-5999 except 5100)	7,918,570.54
3. Pupil Services (Functions 3000-3999, objects 1000-5999 except 4700 and 5100)	5,648,339.75
4. Ancillary Services (Functions 4000-4999, objects 1000-5999 except 5100)	0.00
5. Community Services (Functions 5000-5999, objects 1000-5999 except 5100)	500,455.51
6. Enterprise (Function 6000, objects 1000-5999 except 4700 and 5100)	0.00
7. Board and Superintendent (Functions 7100-7180, objects 1000-5999, minus Part III, Line A4)	724,248.13
8. External Financial Audit - Single Audit and Other (Functions 7190-7191, objects 5000 - 5999, minus Part III, Line A3)	17,600.00
9. Other General Administration (portion charged to restricted resources or specific goals only) (Functions 7200-7600, resources 2000-9999, objects 1000-5999; Functions 7200-7600, resources 0000-1999, all goals except 0000 and 9000, objects 1000-5999)	41,627.62
10. Centralized Data Processing (portion charged to restricted resources or specific goals only) (Function 7700, resources 2000-9999, objects 1000-5999; Function 7700, resources 0000-1999, all goals except 0000 and 9000, objects 1000-5999)	0.00
11. Plant Maintenance and Operations (all except portion relating to general administrative offices) (Functions 8100-8400, objects 1000-5999 except 5100, minus Part III, Line A5)	4,976,162.52
12. Facilities Rents and Leases (all except portion relating to general administrative offices) (Function 8700, objects 1000-5999 except 5100, minus Part III, Line A6)	93,233.25
13. Adjustment for Employment Separation Costs	
a. Less: Normal Separation Costs (Part II, Line A)	0.00
b. Plus: Abnormal or Mass Separation Costs (Part II, Line B)	0.00
14. Student Activity (Fund 08, functions 4000-5999, objects 1000-5999 except 5100)	62,263.88
15. Adult Education (Fund 11, functions 1000-6999, 8100-8400, and 8700, objects 1000-5999 except 5100)	0.00
16. Child Development (Fund 12, functions 1000-6999, 8100-8400 & 8700, objects 1000-5999 except 4700 & 5100)	2,439,834.48
17. Cafeteria (Funds 13 & 61, functions 1000-6999, 8100-8400 & 8700, objects 1000-5999 except 4700 & 5100)	1,645,779.92
18. Foundation (Funds 19 & 57, functions 1000-6999, 8100-8400 & 8700, objects 1000-5999 except 4700 & 5100)	0.00
19. Total Base Costs (Lines B1 through B12 and Lines B13b through B18, minus Line B13a)	77,450,557.44
C. Straight Indirect Cost Percentage Before Carry-Forward Adjustment	
(For information only - not for use when claiming/recovering indirect costs)	
(Line A8 divided by Line B19)	7.49%
D. Preliminary Proposed Indirect Cost Rate	
(For final approved fixed-with-carry-forward rate for use in 2025-26 see www.cde.ca.gov/fg/ac/ic)	
(Line A10 divided by Line B19)	7.34%

Part IV - Carry-forward Adjustment

The carry-forward adjustment is an after-the-fact adjustment for the difference between indirect costs recoverable using the indirect cost rate approved for use in a given year, and the actual indirect costs incurred in that year. The carry-forward adjustment eliminates

the need for LEAs to file amended federal reports when their actual indirect costs vary from the estimated indirect costs on which the approved rate was based.

Where the ratio of indirect costs incurred in the current year is less than the estimated ratio of indirect costs on which the approved rate for use in the current year was based, the carry-forward adjustment is limited by using either the approved rate times current year base costs, or the highest rate actually used to recover costs from any program times current year base costs, if the highest rate used was less than the approved rate. Rates used to recover costs from programs are displayed in Exhibit A.

A. Indirect costs incurred in the current year (Part III, Line A8)	5,798,018.19
B. Carry-forward adjustment from prior year(s)	
1. Carry-forward adjustment from the second prior year	244,320.17
2. Carry-forward adjustment amount deferred from prior year(s), if any	0.00
C. Carry-forward adjustment for under- or over-recovery in the current year	
1. Under-recovery: Part III, Line A8, plus carry-forward adjustment from prior years, minus (approved indirect cost rate (7.95%) times Part III, Line B19); zero if negative	0.00
2. Over-recovery: Part III, Line A8, plus carry-forward adjustment from prior years, minus the lesser of (approved indirect cost rate (7.95%) times Part III, Line B19) or (the highest rate used to recover costs from any program (7.95%) times Part III, Line B19); zero if positive	(114,980.95)
D. Preliminary carry-forward adjustment (Line C1 or C2)	(114,980.95)
E. Optional allocation of negative carry-forward adjustment over more than one year	
Where a negative carry-forward adjustment causes the proposed approved rate to fall below zero or would reduce the rate at which the LEA could recover indirect costs to such an extent that it would cause the LEA significant fiscal harm, the LEA may request that the carry-forward adjustment be allocated over more than one year. Where allocation of a negative carry-forward adjustment over more than one year does not resolve a negative rate, the CDE will work with the LEA on a case-by-case basis to establish an approved rate.	
Option 1. Preliminary proposed approved rate (Part III, Line D) if entire negative carry-forward adjustment is applied to the current year calculation:	7.34%
Option 2. Preliminary proposed approved rate (Part III, Line D) if one-half of negative carry-forward adjustment (\$-57490.48) is applied to the current year calculation and the remainder (\$-57490.47) is deferred to one or more future years:	7.41%
Option 3. Preliminary proposed approved rate (Part III, Line D) if one-third of negative carry-forward adjustment (\$-38326.98) is applied to the current year calculation and the remainder (\$-76653.97) is deferred to one or more future years:	7.44%
LEA request for Option 1, Option 2, or Option 3	1
F. Carry-forward adjustment used in Part III, Line A9 (Line D minus amount deferred if Option 2 or Option 3 is selected)	(114,980.95)

Approved indirect cost rate: 7.95%
Highest rate used in any program: 7.95%

Fund	Resource	Eligible Expenditures (Objects 1000-5999 except 4700 & 5100)	Indirect Costs Charged (Objects 7310 and 7350)	Rate Used
01	3310	1,193,845.30	94,910.70	7.95%
01	3311	3,748.03	297.97	7.95%
01	3315	68,449.28	5,441.72	7.95%
01	3327	52,193.61	4,149.39	7.95%
01	3345	476.15	37.85	7.95%
01	3384	11,129.35	884.78	7.95%
01	3385	3,207.97	255.03	7.95%
01	4035	193,863.51	15,412.15	7.95%
01	4127	11,190.71	889.66	7.95%
01	4201	11,898.10	945.90	7.95%
01	4203	62,627.59	4,978.89	7.95%
01	6266	445,007.28	35,378.08	7.95%
01	6500	10,453,567.30	302,674.87	2.90%
01	6510	854,125.43	67,895.75	7.95%
01	6515	3,883.63	308.75	7.95%
01	6546	332,904.11	26,465.88	7.95%
01	6547	734,846.25	58,423.84	7.95%
01	6770	353,243.62	3,491.50	0.99%
01	9010	1,399,452.65	31,458.71	2.25%
12	6105	326,554.06	25,964.79	7.95%
13	5310	1,481,895.33	74,736.30	5.04%

Unaudited Actuals
2023-24 Unaudited Actuals
LOTTERY REPORT
Revenues, Expenditures and
Ending Balances - All Funds

Description	Object Codes	Lottery: Unrestricted (Resource 1100)	Transferred to Other Resources for Expenditure	Lottery: Instructional Materials (Resource 6300)*	Totals
A. AMOUNT AVAILABLE FOR THIS FISCAL YEAR					
1. Adjusted Beginning Fund Balance	9791-9795	1,942,132.67		653,072.31	2,595,204.98
2. State Lottery Revenue	8560	998,650.96		520,384.20	1,519,035.16
3. Other Local Revenue	8600-8799	0.00		0.00	0.00
4. Transfers from Funds of Lapsed/Reorganized Districts	8965	0.00		0.00	0.00
5. Contributions from Unrestricted Resources (Total must be zero)	8980	0.00			0.00
6. Total Available (Sum Lines A1 through A5)		2,940,783.63	0.00	1,173,456.51	4,114,240.14
B. EXPENDITURES AND OTHER FINANCING USES					
1. Certificated Salaries	1000-1999	9,868.33		0.00	9,868.33
2. Classified Salaries	2000-2999	27,593.48		0.00	27,593.48
3. Employee Benefits	3000-3999	4,756.19		0.00	4,756.19
4. Books and Supplies	4000-4999	187,998.62		822,638.45	1,010,637.07
5. a. Services and Other Operating Expenditures (Resource 1100)	5000-5999	85,722.07			85,722.07
b. Services and Other Operating Expenditures (Resource 6300)	5000-5999, except 5100, 5710, 5800			0.00	0.00
c. Duplicating Costs for Instructional Materials (Resource 6300)	5100, 5710, 5800			270.00	270.00
6. Capital Outlay	6000-6999	0.00		0.00	0.00
7. Tuition	7100-7199	0.00			0.00
8. Interagency Transfers Out					
a. To Other Districts, County Offices, and Charter Schools	7211, 7212, 7221, 7222, 7281, 7282	0.00			0.00
b. To JPAs and All Others	7213, 7223, 7283, 7299	0.00			0.00
9. Transfers of Indirect Costs	7300-7399	0.00			0.00
10. Debt Service	7400-7499	23,986.02			23,986.02
11. All Other Financing Uses	7630-7699	0.00			0.00
12. Total Expenditures and Other Financing Uses (Sum Lines B1 through B11)		339,924.71	0.00	822,908.45	1,162,833.16
C. ENDING BALANCE (Must equal Line A6 minus Line B12)	979Z	2,600,858.92	0.00	350,548.06	2,951,406.98
D. COMMENTS:					
Charters online access to digital curriculum					

Data from this report will be used to prepare a report to the Legislature as required by Control Section 24.60 of the Budget Act.

*Pursuant to Government Code Section 8880.4(a)(2)(B) and the definition in Education Code Section 60010(h), Resource 6300 funds are to be used for the purchase of instructional materials only. Any amounts in the shaded cells of this column should be reviewed for appropriateness.

Unaudited Actuals
2023-24
General Fund and Charter Schools Funds
Program Cost Report

Goal	Program/Activity	Direct Costs			Central Admin Costs (col. 3 x Sch. CAC line E) Column 4	Other Costs (Schedule OC) Column 5	Total Costs by Program (col. 3 + 4 + 5) Column 6
		Direct Charged (Schedule DCC) Column 1	Allocated (Schedule AC) Column 2	Subtotal (col. 1 + 2) Column 3			
Instructional Goals							
0001	Pre-Kindergarten	4,574.05	0.00	4,574.05	390.66		4,964.71
1110	Regular Education, K-12	43,922,376.20	12,371,464.06	56,293,842.26	4,807,970.91		61,101,813.17
3100	Alternative Schools	0.00	0.00	0.00	0.00		0.00
3200	Continuation Schools	0.00	0.00	0.00	0.00		0.00
3300	Independent Study Centers	0.00	0.00	0.00	0.00		0.00
3400	Opportunity Schools	0.00	0.00	0.00	0.00		0.00
3550	Community Day Schools	0.00	0.00	0.00	0.00		0.00
3700	Specialized Secondary Programs	0.00	0.00	0.00	0.00		0.00
3800	Career Technical Education	0.00	0.00	0.00	0.00		0.00
4110	Regular Education, Adult	0.00	0.00	0.00	0.00		0.00
4610	Adult Independent Study Centers	0.00	0.00	0.00	0.00		0.00
4620	Adult Correctional Education	0.00	0.00	0.00	0.00		0.00
4630	Adult Career Technical Education	0.00	0.00	0.00	0.00		0.00
4760	Bilingual	229,113.01	0.00	229,113.01	19,568.19		248,681.20
4850	Migrant Education	0.00	0.00	0.00	0.00		0.00
5000-5999	Special Education	15,229,968.52	423,776.40	15,653,744.92	1,336,962.40		16,990,707.32
6000	Regional Occupational Ctr/Prg (ROC/P)	0.00	0.00	0.00	0.00		0.00
Other Goals							
7110	Nonagency - Educational	815,101.65	0.00	815,101.65	69,616.58		884,718.23
7150	Nonegency - Other	0.00	0.00	0.00	0.00		0.00
8100	Community Services	0.00	0.00	0.00	0.00		0.00
8500	Child Care and Development Services	630,082.85	0.00	630,082.85	53,614.41		683,697.26
Other Costs							
---	Food Services					324,494.47	324,494.47
---	Enterprise					0.00	0.00
---	Facilities Acquisition & Construction					3,381,618.68	3,381,618.68
---	Other Outgo					1,807,829.29	1,807,829.29
Other Funds ---	Adult Education, Child Development, Cafeteria, Foundation ((Column 3 + CAC, line C5) times CAC, line E)		365,209.18	365,209.18	482,326.04		847,535.22
---	Indirect Cost Transfers to Other Funds (Net of Funds 01, 09, 62, Function 7210, Object 7350)				(100,701.09)		(100,701.09)
---	Total General Fund and Charter Schools Funds Expenditures	60,831,218.28	13,160,449.64	73,991,667.92	6,669,948.10	5,513,942.44	86,175,558.46

Unaudited Actuals
2023-24
General Fund and Charter Schools Funds
Program Cost Report
Schedule of Direct Charged Costs (DCC)

Goal	Type of Program	Instruction (Functions 1000-1999)	Instructional Supervision and Administration (Functions 2100-2200)	Library, Media, Technology and Other Instructional Resources (Functions 2420-2495)	School Administration (Function 2700)	Pupil Support Services (Functions 3110-3160 and 3900)	Pupil Transportation (Function 3600)	Ancillary Services (Functions 4000-4999)	Community Services (Functions 5000-5999)	General Administration (Functions 7000-7999, except 7210)*	Plant Maintenance and Operations (Functions 8100-8400)	Facilities Rents and Leases (Function 8700)	Total
Instructional Goals													
0001	Pre-Kindergarten	3,877.09	0.00	0.00	696.96	0.00	0.00	0.00			0.00	0.00	4,574.05
1110	Regular Education, K-12	39,944,483.31	0.00	270,300.66	3,707,594.23	0.00	0.00	0.00			0.00	0.00	43,922,378.20
3100	Alternative Schools	0.00	0.00	0.00	0.00	0.00	0.00	0.00			0.00	0.00	0.00
3200	Continuation Schools	0.00	0.00	0.00	0.00	0.00	0.00	0.00			0.00	0.00	0.00
3300	Independent Study Centers	0.00	0.00	0.00	0.00	0.00	0.00	0.00			0.00	0.00	0.00
3400	Opportunity Schools	0.00	0.00	0.00	0.00	0.00	0.00	0.00			0.00	0.00	0.00
3550	Community Day Schools	0.00	0.00	0.00	0.00	0.00	0.00	0.00			0.00	0.00	0.00
3700	Specialized Secondary Programs	0.00	0.00	0.00	0.00	0.00	0.00	0.00			0.00	0.00	0.00
3800	Career Technical Education	0.00	0.00	0.00	0.00	0.00	0.00	0.00			0.00	0.00	0.00
4110	Regular Education, Adult	0.00	0.00	0.00	0.00	0.00	0.00	0.00			0.00	0.00	0.00
4610	Adult Independent Study Centers	0.00	0.00	0.00	0.00	0.00	0.00	0.00			0.00	0.00	0.00
4620	Adult Correctional Education	0.00	0.00	0.00	0.00	0.00	0.00	0.00			0.00	0.00	0.00
4630	Adult Career Technical Education	0.00	0.00	0.00	0.00	0.00	0.00	0.00			0.00	0.00	0.00
4760	Bilingual	229,113.01	0.00	0.00	0.00	0.00	0.00	0.00			0.00	0.00	229,113.01
4850	Migrant Education	0.00	0.00	0.00	0.00	0.00	0.00	0.00			0.00	0.00	0.00
5000-5999	Special Education	13,614,342.26	362,351.48	0.00	26,452.72	102,615.39	1,124,206.67	0.00			0.00	0.00	15,229,968.52
6000	ROC/P	0.00	0.00	0.00	0.00	0.00	0.00	0.00			0.00	0.00	0.00
Other Goals													
7110	Nonagency - Educational	723,331.25	0.00	0.00	0.00	91,770.40	0.00	0.00	0.00	0.00	0.00	0.00	815,101.65
7150	Nonagency - Other	0.00	0.00	0.00	0.00	0.00	0.00	0.00	0.00	0.00	0.00	0.00	0.00
8100	Community Services		0.00	0.00	0.00	0.00	0.00		0.00	0.00	0.00	0.00	0.00
8500	Child Care and Development Services	0.00	0.00	0.00	0.00	129,627.34	0.00		500,455.51	0.00	0.00	0.00	630,082.85
Total Direct Charged Costs		54,515,146.92	362,351.48	270,300.66	3,734,743.91	324,013.13	1,124,206.67	0.00	500,455.51	0.00	0.00	0.00	60,831,218.28

* Functions 7100-7199 for goals 8100 and 8500

Unaudited Actuals
2023-24
General Fund and Charter Schools Funds
Program Cost Report
Schedule of Allocated Support Costs (AC)

Goal	Type of Program	Allocated Support Costs (Based on factors input on Form PCRAF)			Total
		Full-Time Equivalents	Classroom Units	Pupils Transported	
Instructional Goals					
0001	Pre-Kindergarten	0.00	0.00	0.00	0.00
1110	Regular Education, K-12	6,343,045.05	5,425,000.87	603,418.14	12,371,464.06
3100	Alternative Schools	0.00	0.00	0.00	0.00
3200	Continuation Schools	0.00	0.00	0.00	0.00
3300	Independent Study Centers	0.00	0.00	0.00	0.00
3400	Opportunity Schools	0.00	0.00	0.00	0.00
3550	Community Day Schools	0.00	0.00	0.00	0.00
3700	Specialized Secondary Programs	0.00	0.00	0.00	0.00
3800	Career Technical Education	0.00	0.00	0.00	0.00
4110	Regular Education, Adult	0.00	0.00	0.00	0.00
4610	Adult Independent Study Centers	0.00	0.00	0.00	0.00
4620	Adult Correctional Education	0.00	0.00	0.00	0.00
4630	Adult Career Technical Education	0.00	0.00	0.00	0.00
4760	Bilingual	0.00	0.00	0.00	0.00
4850	Migrant Education	0.00	0.00	0.00	0.00
5000-5999	Special Education (allocated to 5001)	423,776.40	0.00	0.00	423,776.40
6000	ROC/P	0.00	0.00	0.00	0.00
Other Goals					
7110	Nonagency - Educational	0.00	0.00	0.00	0.00
7150	Nonagency - Other	0.00	0.00	0.00	0.00
8100	Community Services	0.00	0.00	0.00	0.00
8500	Child Care and Development Svcs.	0.00	0.00	0.00	0.00
Other Funds					
--	Adult Education (Fund 11)	0.00	0.00	0.00	0.00
--	Child Development (Fund 12)	365,209.18	0.00	0.00	365,209.18
--	Cafeteria (Funds 13 and 61)	0.00	0.00	0.00	0.00
Total Allocated Support Costs		7,132,030.63	5,425,000.87	603,418.14	13,160,449.64

Unaudited Actuals
2023-24
General Fund and Charter Schools Funds
Program Cost Report
Schedule of Central Administration Costs (CAC)

A.	Central Administration Costs in General Fund and Charter Schools Funds	
1	Board and Superintendent (Funds 01, 09, and 62, Functions 7100-7180, Goals 0000-6999 and 9000, Objects 1000-7999)	724,248.13
2	External Financial Audits (Funds 01, 09, and 62, Functions 7190-7191, Goals 0000-6999 and 9000, Objects 1000 - 7999)	47,860.00
3	Other General Administration (Funds 01, 09, and 62, Functions 7200-7600 except 7210, Goal 0000, Objects 1000-7999)	4,614,840.91
4	Centralized Data Processing (Funds 01, 09, and 62, Function 7700, Goal 0000, Objects 1000-7999)	1,383,700.16
5	Total Central Administration Costs in General Fund and Charter Schools Funds	6,770,649.20
B.	Direct Charged and Allocated Costs in General Fund and Charter Schools Funds	
1	Total Direct Charged Costs (from Form PCR, Column 1, Total)	60,831,218.28
2	Total Allocated Costs (from Form PCR, Column 2, Total)	13,160,449.64
3	Total Direct Charged and Allocated Costs in General Fund and Charter Schools Funds	73,991,667.92
C.	Direct Charged Costs in Other Funds	
1	Adult Education (Fund 11, Objects 1000-5999, except 5100)	0.00
2	Child Development (Fund 12, Objects 1000-5999, except 5100)	2,439,834.48
3	Cafeteria (Funds 13 & 61, Objects 1000-5999, except 5100)	2,842,242.15
4	Foundation (Funds 19 & 57, Objects 1000-5999, except 5100)	0.00
5	Total Direct Charged Costs in Other Funds	5,282,076.63
D.	Total Direct Charged and Allocated Costs (B3 + C5)	79,273,744.55
E.	Ratio of Central Administration Costs to Direct Charged and Allocated Costs (A5/D)	8.54%

Unaudited Actuals
2023-24
General Fund and Charter Schools Funds
Program Cost Report
Schedule of Other Costs (OC)

Type of Activity	Food Services (Function 3700)	Enterprise (Function 6000)	Facilities Acquisition & Construction (Function 8500)	Other Outgo (Functions 9000- 9999)	Total
Food Services (Objects 1000-5999, 6400-6920)	324,494.47				324,494.47
Enterprise (Objects 1000-5999, 6400-6920)		0.00			0.00
Facilities Acquisition & Construction (Objects 1000-6700)			3,381,618.68		3,381,618.68
Other Outgo (Objects 1000 - 7999)				1,807,829.29	1,807,829.29
Total Other Costs	324,494.47	0.00	3,381,618.68	1,807,829.29	5,513,942.44

Unaudited Actuals
2023-24
Form and Charter Schools Funds
Program Cost Report
Schedule of Allocation Factors (AF) for Support Costs

	Teacher Full-Time Equivalents				Classroom Units		Pupils Transported
	Instructional Supervision and Administration (Functions 2100 - 2200)	Library, Media, Technology and Other Instructional Resources (Functions 2420-2495)	School Administration (Function 2700)	Pupil Support Services (Functions 3100-3199 & 3900)	Plant Maintenance and Operations (Functions 8100-8400)	Facilities Rents and Leases (Function 8700)	Pupil Transportation (Function 3600)
A. Amount of Undistributed Expenditures, Funds 01, 09, and 62, Goals 0000 and 9000 (will be allocated based on factors input)	985,622.57	374,296.85	2,191,255.07	3,580,856.14	5,329,700.87	95,300.00	603,418.14
B. Enter Allocation Factor(s) by Goal: <small>(Note: Allocation factors are only needed for a column if there are undistributed expenditures in line A.)</small>	FTE Factor(s)	FTE Factor(s)	FTE Factor(s)	FTE Factor(s)	CU Factor(s)	CU Factor(s)	PT Factor(s)
Instructional Goals	Description						
0001	Pre-Kindergarten						
1110	4.00	1.00	10.00	18.30	273.97	273.97	149.00
3100	Alternative Schools						
3200	Continuation Schools						
3300	Independent Study Centers						
3400	Opportunity Schools						
3550	Community Day Schools						
3700	Specialized Secondary Programs						
3800	Career Technical Education						
4110	Regular Education, Adult						
4610	Adult Independent Study Centers						
4620	Adult Correctional Education						
4630	Adult Career Technical Education						
4760	Bilingual						
4850	Migrant Education						
5000-5999	2.00			.50			
6000	ROC/P						
Other Goals	Description						
7110	Nonagency - Educational						
7150	Nonagency - Other						
8100	Community Services						
8500	Child Care and Development Services						
Other Funds	Description						
--	Adult Education (Fund 11)						
--	Child Development (Fund 12)						
--	Cafeteria (Funds 13 & 61)						
C. Total Allocation Factors	6.00	1.00	12.00	18.80	273.97	273.97	149.00

Unaudited Actuals
Special Education Maintenance of Effort
2023-24 Actual vs. Actual Comparison Year
2023-24 Expenditures by LEA (LE-CY)

Object Code	Description	Special Education, Unspecified (Goal 5001)	Regionalized Services (Goal 5050)	Regionalized Program Specialist (Goal 5060)	Special Education, Infants (Goal 5710)	Special Education, Preschool Students (Goal 5730)	Spec. Education, Ages 5-22 (Goal 5760)	Adjustments*	Total
UNDUPLICATED PUPIL COUNT									1,010.00
TOTAL EXPENDITURES (Funds 01, 09, & 62; resources 0000-9999)									
1000-1999	Certificated Salaries	253,098.91	0.00	0.00	467,966.39	281,744.79	4,536,996.44		5,539,806.53
2000-2999	Classified Salaries	503,537.23	0.00	0.00	125,862.37	227,937.60	2,209,120.69		3,066,457.89
3000-3999	Employee Benefits	424,171.82	0.00	0.00	253,855.09	276,121.44	3,441,771.91		4,395,920.26
4000-4999	Books and Supplies	61,111.11	0.00	0.00	8,621.16	3,321.26	35,953.53		109,007.06
5000-5999	Services and Other Operating Expenditures	86,054.74	0.00	0.00	1,047.19	327,955.31	1,508,990.37		1,924,047.61
6000-6999	Capital Outlay (except objects 6600, 6700, 6910 & 6920)	194,729.17	0.00	0.00	0.00	0.00	0.00		194,729.17
7130	State Special Schools	0.00	0.00	0.00	0.00	0.00	0.00		0.00
7430-7439	Debt Service	0.00	0.00	0.00	0.00	44.79	0.00		44.79
	Total Direct Costs	1,522,702.98	0.00	0.00	857,352.20	1,117,125.19	11,732,832.94	0.00	15,230,013.31
7310	Transfers of Indirect Costs	561,746.53	0.00	0.00	0.00	0.00	0.00		561,746.53
7350	Transfers of Indirect Costs - Interfund	0.00	0.00	0.00	0.00	0.00	0.00		0.00
PCRA	Program Cost Report Allocations	423,776.36							423,776.36
	Total Indirect Costs and PCR Allocations	985,522.89	0.00	0.00	0.00	0.00	0.00	0.00	985,522.89
	TOTAL COSTS	2,508,225.87	0.00	0.00	857,352.20	1,117,125.19	11,732,832.94	0.00	16,215,536.20
FEDERAL EXPENDITURES (Funds 01, 09, and 62; resources 3000-5999, except 3385)									
1000-1999	Certificated Salaries	0.00	0.00	0.00	0.00	0.00	24,070.57		24,070.57
2000-2999	Classified Salaries	0.00	0.00	0.00	6,920.25	220,033.20	551,493.21		778,446.66
3000-3999	Employee Benefits	0.00	0.00	0.00	4,209.10	151,609.81	400,252.43		556,071.34
4000-4999	Books and Supplies	0.00	0.00	0.00	0.00	0.00	0.00		0.00
5000-5999	Services and Other Operating Expenditures	0.00	0.00	0.00	0.00	476.15	929.00		1,405.15
6000-6999	Capital Outlay (except objects 6600, 6700, 6910 & 6920)	0.00	0.00	0.00	0.00	0.00	0.00		0.00
7130	State Special Schools	0.00	0.00	0.00	0.00	0.00	0.00		0.00
7430-7439	Debt Service	0.00	0.00	0.00	0.00	0.00	0.00		0.00
	Total Direct Costs	0.00	0.00	0.00	11,129.35	372,119.16	976,745.21	0.00	1,359,993.72
7310	Transfers of Indirect Costs	105,722.41	0.00	0.00	0.00	0.00	0.00		105,722.41
7350	Transfers of Indirect Costs - Interfund	0.00	0.00	0.00	0.00	0.00	0.00		0.00
	Total Indirect Costs	105,722.41	0.00	0.00	0.00	0.00	0.00	0.00	105,722.41
	TOTAL BEFORE OBJECT 8980	105,722.41	0.00	0.00	11,129.35	372,119.16	976,745.21	0.00	1,465,716.13
8980	Less: Contributions from Unrestricted Revenues to Federal Resources (Resources 3310-3400, except 3385, all goals; resources 3000-3178 & 3410-5810, goals 5000-5999)								0.00
	TOTAL COSTS								1,465,716.13
STATE AND LOCAL EXPENDITURES (Funds 01, 09, & 62; resources 0000-2999, 3385, & 6000-9999)									
1000-1999	Certificated Salaries	253,098.91	0.00	0.00	467,966.39	281,744.79	4,512,925.87		5,515,735.96

Unaudited Actuals
Special Education Maintenance of Effort
2023-24 Actual vs. Actual Comparison Year
2023-24 Expenditures by LEA (LE-CY)

Object Code	Description	Special Education, Unspecified (Goal 5001)	Regionalized Services (Goal 5050)	Regionalized Program Specialist (Goal 5060)	Special Education, Infants (Goal 5710)	Special Education, Preschool Students (Goal 5730)	Spec. Education, Ages 5-22 (Goal 5760)	Adjustments*	Total
2000-2999	Classified Salaries	503,537.23	0.00	0.00	118,942.12	7,904.40	1,657,627.48		2,288,011.23
3000-3999	Employee Benefits	424,171.82	0.00	0.00	249,645.99	124,511.63	3,041,519.48		3,839,848.92
4000-4999	Books and Supplies	61,111.11	0.00	0.00	8,621.16	3,321.26	35,953.53		109,007.06
5000-5999	Services and Other Operating Expenditures	86,054.74	0.00	0.00	1,047.19	327,479.16	1,508,061.37		1,922,642.46
6000-6999	Capital Outlay (except objects 6600, 6700, 6910 & 6920)	194,729.17	0.00	0.00	0.00	0.00	0.00		194,729.17
7130	State Special Schools	0.00	0.00	0.00	0.00	0.00	0.00		0.00
7430-7439	Debt Service	0.00	0.00	0.00	0.00	44.79	0.00		44.79
	Total Direct Costs	1,522,702.98	0.00	0.00	846,222.85	745,006.03	10,756,087.73	0.00	13,870,019.59
7310	Transfers of Indirect Costs	456,024.12	0.00	0.00	0.00	0.00	0.00		456,024.12
7350	Transfers of Indirect Costs - Interfund	0.00	0.00	0.00	0.00	0.00	0.00		0.00
PCRA	Program Cost Report Allocations	423,776.36							423,776.36
	Total Indirect Costs and PCR Allocations	879,800.48	0.00	0.00	0.00	0.00	0.00	0.00	879,800.48
	TOTAL BEFORE OBJECT 8980	2,402,503.46	0.00	0.00	846,222.85	745,006.03	10,756,087.73	0.00	14,749,820.07
8980	Contributions from Unrestricted Revenues to Federal Resources (from Federal Expenditures section)								0.00
	TOTAL COSTS								14,749,820.07
LOCAL EXPENDITURES (Funds 01, 09, & 62; resources 0000-1999 & 8000-9999)									
1000-1999	Certificated Salaries	0.00	0.00	0.00	0.00	0.00	23,000.58		23,000.58
2000-2999	Classified Salaries	475,939.01	0.00	0.00	0.00	0.00	25,521.27		501,460.28
3000-3999	Employee Benefits	310,022.40	0.00	0.00	0.00	0.00	34,064.74		344,087.14
4000-4999	Books and Supplies	61,111.11	0.00	0.00	0.00	0.00	0.00		61,111.11
5000-5999	Services and Other Operating Expenditures	15,759.88	0.00	0.00	929.50	0.00	1,301.80		17,991.18
6000-6999	Capital Outlay (except objects 6600, 6700, 6910 & 6920)	194,729.17	0.00	0.00	0.00	0.00	0.00		194,729.17
7130	State Special Schools	0.00	0.00	0.00	0.00	0.00	0.00		0.00
7430-7439	Debt Service	0.00	0.00	0.00	0.00	0.00	0.00		0.00
	Total Direct Costs	1,057,561.57	0.00	0.00	929.50	0.00	83,888.39	0.00	1,142,379.46
7310	Transfers of Indirect Costs	0.00	0.00	0.00	0.00	0.00	0.00		0.00
7350	Transfers of Indirect Costs - Interfund	0.00	0.00	0.00	0.00	0.00	0.00		0.00
	Total Indirect Costs	0.00	0.00	0.00	0.00	0.00	0.00	0.00	0.00
	TOTAL BEFORE OBJECT 8980	1,057,561.57	0.00	0.00	929.50	0.00	83,888.39	0.00	1,142,379.46
8980	Contributions from Unrestricted Revenues to Federal Resources (from Federal Expenditures section)								0.00
8980	Contributions from Unrestricted Revenues to State Resources (Resources 3385, 6500, 6510, & 7240, all goals; resources 2000-2999 & 6010-7810, except 6500, 6510, & 7240, goals 5000-5999)								6,949,431.33
	TOTAL COSTS								8,091,810.79

* Attach an additional sheet with explanations of any amounts in the Adjustments column.

Unaudited Actuals
Special Education Maintenance of Effort
2023-24 Actual vs. Actual Comparison Year
2022-23 Expenditures by LEA (LE-PY)

2022-23 Expenditures	A. State and Local	B. Local Only
1. Enter Total Costs amounts from the 2022-23 Report SEMA, 2022-23 Expenditures by LEA (LE-CY) worksheet, Total Column, for the State and Local Expenditures section and the Local Expenditures section	15,843,017.48	7,735,321.42
2. Enter audit adjustments of 2022-23 special education expenditures from SACS2024ALL data, not included in Line 1 (explain below) (Funds 01, 09, and 62; resources 0000-2999 & 6000-9999; Object 9793)		

3. Enter restatements of 2023-24 special education beginning fund balances from SACS2024ALL data, not included in Line 1 (explain below) (Funds 01, 09, and 62; resources 0000 - 2999 & 6000 - 9999; Object 9795)		

4. Enter any other adjustments, not included in Line 1 (explain below)		

5. 2022-23 Expenditures, Adjusted for 2023-24 MOE Calculation (Sum lines 1 through 4)	15,843,017.48	7,735,321.42
C. Unduplicated Pupil Count		
1. Enter the unduplicated pupil count reported in 2022-23 Report SEMA, 2022-23 Expenditures by LEA (LE-CY) worksheet	1,005.00	
2. Enter any adjustments not included in Line C1 (explain below)		

3. 2022-23 Unduplicated Pupil Count, Adjusted for 2023-24 MOE Calculation (Line C1 plus Line C2)	1,005.00	

**Unaudited Actuals
Special Education Maintenance of Effort
2023-24 Actual vs. Actual Comparison Year
LEA Maintenance of Effort Calculation (LMC-A)**

SELPA: East County (PC)

This form is used to check maintenance of effort (MOE) for an LEA, whether the LEA is a member of a SELPA or is a single-LEA SELPA. If a member of a SELPA, submit this form together with the 2023-24 Expenditures by LEA (LE-CY) and the 2022-23 Expenditures by LEA (LE-PY) to the SELPA AU. If a single-LEA SELPA, submit the forms to the CDE.

Per the federal Subsequent Years Rule, in order to determine the required level of effort, the LEA must look back to the last fiscal year in which the LEA maintained effort using the same method by which it is currently establishing the compliance standard. To meet the requirement of the Subsequent Years Rule, the LMC-A worksheet has been revised to make changes to sections 3.A.1, 3.A.2, 3.B.1, and 3.B.2. The revised sections allow the LEA to compare the 2023-24 expenditures to the most recent fiscal year the LEA met MOE using that method, which is the comparison year. To ensure the LEA is comparing 2023-24 expenditures to the appropriate comparison year, the LEA is required to complete the Subsequent Years Tracking (SYT) worksheet with their LMC-A worksheet. The SYT worksheet tracks the result for each of the four methods back to FY 2011-12, which is the baseline year for LEA MOE calculations established by the Office of Special Education Programs. The SYT worksheet is available at: <http://www.cde.ca.gov/sp/se/as/documents/subseqyrtrckwrksht.xls>.

There are four methods that the LEA can use to demonstrate the compliance standard. They are (1) combined state and local expenditures; (2) combined state and local expenditures on a per capita basis; (3) local expenditures only; and (4) local expenditures only on a per capita basis.

The LEA is only required to pass one of the tests to meet the MOE requirement. However, the LEA is required to show results for all four methods. These results are necessary both for historical purposes and for the possibility that the LEA may want, or need, to switch methods in future years.

SECTION 1 Exempt Reduction Under 34 CFR Section 300.204

If your LEA determines that a reduction in expenditures occurred as a result of one or more of the following conditions, you may calculate a reduction to the required MOE standard. Reductions may apply to combined state and local MOE standard, local only MOE standard, or both. If the LEA meets one of the conditions below, the LEA must complete and include the IDEA MOE Exemption Worksheet available at: <http://www.cde.ca.gov/sp/se/as/documents/leamoeexempwrksht.xls>

1. Voluntary departure, by retirement or otherwise, or departure for just cause, of special education or related services personnel.
2. A decrease in the enrollment of children with disabilities.
3. The termination of the obligation of the agency to provide a program of special education to a particular child with a disability that is an exceptionally costly program, as determined by the SEA, because the child:
 - a. Has left the jurisdiction of the agency;
 - b. Has reached the age at which the obligation of the agency to provide free appropriate public education (FAPE) to the child has terminated; or
 - c. No longer needs the program of special education.
4. The termination of costly expenditures for long-term purchases, such as the acquisition of equipment or the construction of school facilities.
5. The assumption of cost by the high cost fund operated by the SEA under 34 CFR Sec. 300.704(c).

Provide the condition number, if any, to be used in the calculation below.

	State and Local	Local Only
1. 10 replaced positions	437,370.00	
3.a. 7 student transfers	334,688.00	
Total exempt reductions	772,058.00	0.00

SECTION 2 Reduction to MOE Requirement Under IDEA, Section 613 (a)(2)(C) (34 CFR Sec. 300.205)

IMPORTANT NOTE: Only LEAs that have a "meets requirement" compliance determination and that are not found significantly disproportionate for the current year are eligible to use this option to reduce their MOE requirement.

Unaudited Actuals
Special Education Maintenance of Effort
2023-24 Actual vs. Actual Comparison Year
LEA Maintenance of Effort Calculation (LMC-A)

SELPA: East County (PC)

Up to 50% of the increase in IDEA Part B Section 611 funding in current year compared with prior year may be used to reduce the required level of state and local expenditures. This option is available only if the LEA used or will use the freed up funds for activities authorized under the Elementary and Secondary Education Act (ESEA) of 1965. Also, the amount of Part B funds used for early intervening services (34 CFR 300.226(a)) will count toward the maximum amount by which the LEA may reduce its MOE requirement under this exception [P.L. 108-446].

	<u>State and Local</u>	<u>Local Only</u>
Current year funding (IDEA Section 611 Local Assistance Grant Award - Resource 3310)	_____	_____
Less: Prior year's funding (IDEA Section 611 Local Assistance Grant Awards - Resource 3310)	_____	_____
Increase in funding (if difference is positive)	0.00	_____
Maximum available for MOE reduction (50% of increase in funding)	0.00 (a)	_____
Current year funding (IDEA Section 619 - Resource 3315)	_____	_____
Maximum available for early intervening services (EIS) (15% of current year funding - Resources 3310 and 3315)	0.00 (b)	_____

If (b) is greater than (a).

Enter portion to set aside for EIS (cannot exceed line (b), Maximum available for EIS) (c)

Available for MOE reduction. (line (a) minus line (c), zero if negative) 0.00 (d)

Enter portion used to reduce MOE requirement (cannot exceed line (d), Available for MOE reduction).

	_____	_____
--	-------	-------

If (b) is less than (a).

Enter portion used to reduce MOE requirement (first column cannot exceed line (a), Maximum available for MOE reduction, second and third columns cannot exceed (e), Portion used to reduce MOE requirement). (e)

Available to set aside for EIS (line (b) minus line (e), zero if negative) 0.00 (f)

	_____	_____
--	-------	-------

Note: If your LEA exercises the authority under 34 CFR 300.205(a) to reduce the MOE requirement, the LEA must list the activities (which are authorized under the ESEA) paid with the freed up funds:

Unaudited Actuals
Special Education Maintenance of Effort
2023-24 Actual vs. Actual Comparison Year
LEA Maintenance of Effort Calculation (LMC-A)

SELPA: East County (PC)

		Actual Expenditures (LE-CY Worksheet) FY 2023-24	Actual Expenditures Comparison Year FY 2022-23	Difference (A - B)
A. COMBINED STATE AND LOCAL EXPENDITURES METHOD				
1.	Under "Comparison Year," enter the most recent year in which MOE compliance was met using the actual vs. actual method based on state and local expenditures.			
	a. Total special education expenditures	16,215,536.20		
	b. Less: Expenditures paid from federal sources	1,465,716.13		
	c. Expenditures paid from state and local sources	14,749,820.07	15,843,017.48	
	Add/Less: Adjustments required for MOE calculation		0.00	
	Comparison year's expenditures, adjusted for MOE calculation		15,843,017.48	
	Less: Exempt reduction(s) for SECTION 1		772,058.00	
	Less: 50% reduction from SECTION 2		0.00	
	Net expenditures paid from state and local sources	14,749,820.07	15,070,959.48	(321,139.41)
	If the difference in Column C for the Section 3.A.1 is positive or zero, the MOE compliance requirement is met based on the combination of state and local expenditures.			
		Actual FY 2023-24	Comparison Year FY 2022-23	Difference
2.	Under "Comparison Year," enter the most recent year in which MOE compliance was met using the actual vs. actual method based on the per capita state and local expenditures.			
	a. Total special education expenditures	16,215,536.20		
	b. Less: Expenditures paid from federal sources	1,465,716.13		
	c. Expenditures paid from state and local sources	14,749,820.07	15,843,017.48	
	Add/Less: Adjustments required for MOE calculation		0.00	
	Comparison year's expenditures, adjusted for MOE calculation		15,843,017.48	
	Less: Exempt reduction(s) from SECTION 1		772,058.00	
	Less: 50% reduction from SECTION 2		0.00	
	Net expenditures paid from state and local sources	14,749,820.07	15,070,959.48	
	d. Special education unduplicated pupil count	1,010.00	1,005.00	
	e. Per capita state and local expenditures (A2c/A2d)	14,603.78	14,995.98	(392.20)
	If the difference in Column C for the Section 3.A.2 is positive or zero, the MOE compliance requirement is met based on the per capita state and local expenditures.			
B. LOCAL EXPENDITURES ONLY METHOD				
		Actual	Comparison Year	

**Unaudited Actuals
Special Education Maintenance of Effort
2023-24 Actual vs. Actual Comparison Year
LEA Maintenance of Effort Calculation (LMC-A)**

SELPA: East County (PC)

	FY 2023-24	FY 2022-23	Difference
1. Under "Comparison Year," enter the most recent year in which MOE compliance was met using the actual vs. actual method based on local expenditures only.			
a. Expenditures paid from local sources	8,091,810.79	7,735,321.42	
Add/Less: Adjustments required for MOE calculation		0.00	
Comparison year's expenditures, adjusted for MOE calculation		7,735,321.42	
Less: Exempt reduction(s) from SECTION 1		0.00	
Less: 50% reduction from SECTION 2		0.00	
Net expenditures paid from local sources	8,091,810.79	7,735,321.42	356,489.37

If the difference in Column C for the Section 3.B.1 is positive or zero, the MOE compliance requirement is met based on the local expenditures only.

	Actual FY 2023-24	Comparison Year FY 2022-23	Difference
2. Under "Comparison Year," enter the most recent year in which MOE compliance was met using the actual vs. actual method based on the per capita local expenditures only.			
a. Expenditures paid from local sources	8,091,810.79	7,735,321.42	
Add/Less: Adjustments required for MOE calculation		0.00	
Comparison year's expenditures, adjusted for MOE		7,735,321.42	
Less: Exempt reduction(s) from SECTION 1		0.00	
Less: 50% reduction from SECTION 2		0.00	
Net expenditures paid from local sources	8,091,810.79	7,735,321.42	
b. Special education unduplicated pupil count	1,010.00	1,005.00	
c. Per capita local expenditures(B2a/ B2b)	8,011.69	7,696.84	314.86

If the difference in Column C for the Section 3.B.2 is positive or zero, the MOE compliance requirement is met based on the per capita local expenditures only.

Samantha Orahood

Contact Name

Director of Finance

Title

619.390.2600 ext. 2604

Telephone Number

sorahood@lsusd.net

Email Address

SELPA: East County (PC)

Object Code	Description	San Diego County Office of Education (PC00)	Alpine Union Elementary (PC01)	Cajon Valley Union Elementary (PC02)	Dehesa Elementary (PC03)	Grossmont Union High (PC04)	Jamul-Dulzura Union Elementary (PC05)
TOTAL EXPENDITURES - All Sources							
1000-1999	Certificated Salaries						
2000-2999	Classified Salaries						
3000-3999	Employee Benefits						
4000-4999	Books and Supplies						
5000-5999	Services and Other Operating Expenditures						
6000-6999	Capital Outlay (except objects 6600, 6700, 6910 & 6920)						
7130	State Special Schools						
7430-7439	Debt Service						
	Total Direct Costs	0.00	0.00	0.00	0.00	0.00	0.00
7310	Transfers of Indirect Costs						
7350	Transfers of Indirect Costs - Interfund						
PCRA	Program Cost Report Allocations						
	Total Indirect Costs and PCR Allocations	0.00	0.00	0.00	0.00	0.00	0.00
	TOTAL COSTS	0.00	0.00	0.00	0.00	0.00	0.00
EXPENDITURES - Paid from State and Local Sources							
1000-1999	Certificated Salaries						
2000-2999	Classified Salaries						
3000-3999	Employee Benefits						
4000-4999	Books and Supplies						
5000-5999	Services and Other Operating Expenditures						
6000-6999	Capital Outlay (except objects 6600, 6700, 6910 & 6920)						
7130	State Special Schools						
7430-7439	Debt Service						
	Total Direct Costs	0.00	0.00	0.00	0.00	0.00	0.00
7310	Transfers of Indirect Costs						
7350	Transfers of Indirect Costs - Interfund						
PCRA	Program Cost Report Allocations						
	Total Indirect Costs and PCR Allocations	0.00	0.00	0.00	0.00	0.00	0.00
	TOTAL BEFORE OBJECT 8980	0.00	0.00	0.00	0.00	0.00	0.00
8980	Contributions from Unrestricted Revenues to Federal Resources						
	TOTAL COSTS	0.00	0.00	0.00	0.00	0.00	0.00
EXPENDITURES - Paid from Local Sources							
1000-1999	Certificated Salaries						
2000-2999	Classified Salaries						

SELPA: East County (PC)

Object Code	Description	San Diego County Office of Education (PC00)	Alpine Union Elementary (PC01)	Cajon Valley Union Elementary (PC02)	Dehesa Elementary (PC03)	Grossmont Union High (PC04)	Jamul-Dulzura Union Elementary (PC05)
3000-3999	Employee Benefits						
4000-4999	Books and Supplies						
5000-5999	Services and Other Operating Expenditures						
6000-6999	Capital Outlay (except objects 6600, 6700, 6910 & 6920)						
7130	State Special Schools						
7430-7439	Debt Service						
	Total Direct Costs	0.00	0.00	0.00	0.00	0.00	0.00
7310	Transfers of Indirect Costs						
7350	Transfers of Indirect Costs - Interfund						
	Total Indirect Costs	0.00	0.00	0.00	0.00	0.00	0.00
	TOTAL BEFORE OBJECT 8980	0.00	0.00	0.00	0.00	0.00	0.00
8980	Contributions from Unrestricted Revenues to Federal Resources (from EXPENDITURES - Paid from State and Local Sources section)	0.00	0.00	0.00	0.00	0.00	0.00
8980	Contributions from Unrestricted Revenues to State Resources						
	TOTAL COSTS	0.00	0.00	0.00	0.00	0.00	0.00
UNDUPLICATED PUPIL COUNT							

* Attach an additional sheet with explanations of any amounts in the Adjustments column.

SELPA: East County (PC)

Object Code	Description	La Mesa-Spring Valley (PC06)	Lakeside Union Elementary (PC07)	Lemon Grove Elementary (PC08)	Mountain Empire Unified (PC09)	Santee Elementary (PC10)	Barona Indian Charter (PCA1)
TOTAL EXPENDITURES - All Sources							
1000-1999	Certificated Salaries						
2000-2999	Classified Salaries						
3000-3999	Employee Benefits						
4000-4999	Books and Supplies						
5000-5999	Services and Other Operating Expenditures						
6000-6999	Capital Outlay (except objects 6600, 6700, 6910 & 6920)						
7130	State Special Schools						
7430-7439	Debt Service						
	Total Direct Costs	0.00	0.00	0.00	0.00	0.00	0.00
7310	Transfers of Indirect Costs						
7350	Transfers of Indirect Costs - Interfund						
PCRA	Program Cost Report Allocations						
	Total Indirect Costs and PCR Allocations	0.00	0.00	0.00	0.00	0.00	0.00
	TOTAL COSTS	0.00	0.00	0.00	0.00	0.00	0.00
EXPENDITURES - Paid from State and Local Sources							
1000-1999	Certificated Salaries						
2000-2999	Classified Salaries						
3000-3999	Employee Benefits						
4000-4999	Books and Supplies						
5000-5999	Services and Other Operating Expenditures						
6000-6999	Capital Outlay (except objects 6600, 6700, 6910 & 6920)						
7130	State Special Schools						
7430-7439	Debt Service						
	Total Direct Costs	0.00	0.00	0.00	0.00	0.00	0.00
7310	Transfers of Indirect Costs						
7350	Transfers of Indirect Costs - Interfund						
PCRA	Program Cost Report Allocations						
	Total Indirect Costs and PCR Allocations	0.00	0.00	0.00	0.00	0.00	0.00
	TOTAL BEFORE OBJECT 8980	0.00	0.00	0.00	0.00	0.00	0.00
8980	Contributions from Unrestricted Revenues to Federal Resources						
	TOTAL COSTS	0.00	0.00	0.00	0.00	0.00	0.00
EXPENDITURES - Paid from Local Sources							
1000-1999	Certificated Salaries						
2000-2999	Classified Salaries						

SELPA: East County (PC)

Object Code	Description	La Mesa-Spring Valley (PC06)	Lakeside Union Elementary (PC07)	Lemon Grove Elementary (PC08)	Mountain Empire Unified (PC09)	Santee Elementary (PC10)	Barona Indian Charter (PCA1)
3000-3999	Employee Benefits						
4000-4999	Books and Supplies						
5000-5999	Services and Other Operating Expenditures						
6000-6999	Capital Outlay (except objects 6600, 6700, 6910 & 6920)						
7130	State Special Schools						
7430-7439	Debt Service						
	Total Direct Costs	0.00	0.00	0.00	0.00	0.00	0.00
7310	Transfers of Indirect Costs						
7350	Transfers of Indirect Costs - Interfund						
	Total Indirect Costs	0.00	0.00	0.00	0.00	0.00	0.00
	TOTAL BEFORE OBJECT 8980	0.00	0.00	0.00	0.00	0.00	0.00
8980	Contributions from Unrestricted Revenues to Federal Resources (from EXPENDITURES - Paid from State and Local Sources section)	0.00	0.00	0.00	0.00	0.00	0.00
8980	Contributions from Unrestricted Revenues to State Resources						
	TOTAL COSTS	0.00	0.00	0.00	0.00	0.00	0.00
UNDUPLICATED PUPIL COUNT							

* Attach an additional sheet with explanations of any amounts in the Adjustments column.

Unaudited Actuals
Special Education Maintenance of Effort
2023-24 Actual vs. Actual Comparison Year
2023-24 Expenditures by SELPA (SE-CY)

SELPA:

East County (PC)

Object Code	Description	Adjustments*	Total
TOTAL EXPENDITURES - All Sources			
1000-1999	Certificated Salaries		0.00
2000-2999	Classified Salaries		0.00
3000-3999	Employee Benefits		0.00
4000-4999	Books and Supplies		0.00
5000-5999	Services and Other Operating Expenditures		0.00
6000-6999	Capital Outlay (except objects 6600, 6700, 6910 & 6920)		0.00
7130	State Special Schools		0.00
7430-7439	Debt Service		0.00
	Total Direct Costs	0.00	0.00
7310	Transfers of Indirect Costs		0.00
7350	Transfers of Indirect Costs - Interfund		0.00
PCRA	Program Cost Report Allocations		0.00
	Total Indirect Costs and PCR Allocations	0.00	0.00
	TOTAL COSTS	0.00	0.00
EXPENDITURES - Paid from State and Local Sources			
1000-1999	Certificated Salaries		0.00
2000-2999	Classified Salaries		0.00
3000-3999	Employee Benefits		0.00
4000-4999	Books and Supplies		0.00
5000-5999	Services and Other Operating Expenditures		0.00
6000-6999	Capital Outlay (except objects 6600, 6700, 6910 & 6920)		0.00
7130	State Special Schools		0.00
7430-7439	Debt Service		0.00
	Total Direct Costs	0.00	0.00
7310	Transfers of Indirect Costs		0.00
7350	Transfers of Indirect Costs - Interfund		0.00
PCRA	Program Cost Report Allocations		0.00
	Total Indirect Costs and PCR Allocations	0.00	0.00
	TOTAL BEFORE OBJECT 8980	0.00	0.00
8980	Contributions from Unrestricted Revenues to Federal Resources		0.00
	TOTAL COSTS	0.00	0.00
EXPENDITURES - Paid from Local Sources			
1000-1999	Certificated Salaries		0.00
2000-2999	Classified Salaries		0.00

Unaudited Actuals
Special Education Maintenance of Effort
2023-24 Actual vs. Actual Comparison Year
2023-24 Expenditures by SELPA (SE-CY)

SELPA:

East County (PC)

Object Code	Description	Adjustments*	Total
3000-3999	Employee Benefits		0.00
4000-4999	Books and Supplies		0.00
5000-5999	Services and Other Operating Expenditures		0.00
6000-6999	Capital Outlay (except objects 6600, 6700, 6910 & 6920)		0.00
7130	State Special Schools		0.00
7430-7439	Debt Service		0.00
	Total Direct Costs	0.00	0.00
7310	Transfers of Indirect Costs		0.00
7350	Transfers of Indirect Costs - Interfund		0.00
	Total Indirect Costs	0.00	0.00
	TOTAL BEFORE OBJECT 8980	0.00	0.00
8980	Contributions from Unrestricted Revenues to Federal Resources (from EXPENDITURES - Paid from State and Local Sources section)	0.00	0.00
8980	Contributions from Unrestricted Revenues to State Resources		0.00
	TOTAL COSTS	0.00	0.00
UNDUPLICATED PUPIL COUNT			0.00

* Attach an additional sheet with explanations of any amounts in the Adjustments column.

Unaudited Actuals
Special Education Maintenance of Effort
2024-25 Budget vs. Actual Comparison Year
2024-25 Budget by LEA (LB-B)

Object Code	Description	Special Education, Unspecified (Goal 5001)	Regionalized Services (Goal 5050)	Regionalized Program Specialist (Goal 5060)	Special Education, Infants (Goal 5710)	Special Education, Preschool Students (Goal 5730)	Spec. Education, Ages 5-22 (Goal 5760)	Adjustments*	Total	
UNDULICATED PUPIL COUNT									1,010.00	
TOTAL BUDGET (Funds 01, 09, & 62; resources 0000-9999)										
1000-1999	Certificated Salaries	315,692.01	0.00	0.00	485,196.00	489,950.00	4,909,669.00		6,200,507.01	
2000-2999	Classified Salaries	582,504.00	0.00	0.00	111,570.00	231,527.00	2,245,543.00		3,171,144.00	
3000-3999	Employee Benefits	541,354.09	0.00	0.00	270,290.00	450,583.00	4,242,903.06		5,505,130.15	
4000-4999	Books and Supplies	44,250.00	0.00	0.00	6,750.00	3,500.00	38,531.78		93,031.78	
5000-5999	Services and Other Operating Expenditures	103,400.00	0.00	0.00	250.00	13,257.29	795,738.65		912,645.94	
6000-6999	Capital Outlay (except objects 6600, 6700, 6910 & 6920)	0.00	0.00	0.00	0.00	0.00	0.00		0.00	
7130	State Special Schools	0.00	0.00	0.00	0.00	0.00	0.00		0.00	
7430-7439	Debt Service	0.00	0.00	0.00	0.00	0.00	0.00		0.00	
	Total Direct Costs	1,587,200.10	0.00	0.00	874,056.00	1,188,817.29	12,232,385.49	0.00	15,882,458.88	
7310	Transfers of Indirect Costs	544,806.65	0.00	0.00	0.00	0.00	0.00		544,806.65	
7350	Transfers of Indirect Costs - Interfund	0.00	0.00	0.00	0.00	0.00	0.00		0.00	
	Total Indirect Costs	544,806.65	0.00	0.00	0.00	0.00	0.00	0.00	544,806.65	
	TOTAL COSTS	2,132,006.75	0.00	0.00	874,056.00	1,188,817.29	12,232,385.49	0.00	16,427,265.53	
STATE AND LOCAL BUDGET (Funds 01, 09, & 62; resources 0000-2999, 3385, & 6000-9999)										
1000-1999	Certificated Salaries	315,692.01	0.00	0.00	485,196.00	415,771.82	4,889,495.00		6,106,154.83	
2000-2999	Classified Salaries	582,504.00	0.00	0.00	111,570.00	0.00	1,804,877.95		2,498,951.95	
3000-3999	Employee Benefits	541,354.09	0.00	0.00	270,290.00	261,670.00	3,917,351.54		4,990,665.63	
4000-4999	Books and Supplies	44,250.00	0.00	0.00	6,750.00	3,500.00	34,800.00		89,300.00	
5000-5999	Services and Other Operating Expenditures	103,400.00	0.00	0.00	250.00	12,750.00	744,010.00		860,410.00	
6000-6999	Capital Outlay (except objects 6600, 6700, 6910 & 6920)	0.00	0.00	0.00	0.00	0.00	0.00		0.00	
7130	State Special Schools	0.00	0.00	0.00	0.00	0.00	0.00		0.00	
7430-7439	Debt Service	0.00	0.00	0.00	0.00	0.00	0.00		0.00	
	Total Direct Costs	1,587,200.10	0.00	0.00	874,056.00	693,691.82	11,390,534.49	0.00	14,545,482.41	
7310	Transfers of Indirect Costs	434,668.12	0.00	0.00	0.00	0.00	0.00		434,668.12	
7350	Transfers of Indirect Costs - Interfund	0.00	0.00	0.00	0.00	0.00	0.00		0.00	
	Total Indirect Costs	434,668.12	0.00	0.00	0.00	0.00	0.00	0.00	434,668.12	
	TOTAL BEFORE OBJECT 8980	2,021,868.22	0.00	0.00	874,056.00	693,691.82	11,390,534.49	0.00	14,980,150.53	
8980	Contributions from Unrestricted Revenues to Federal Resources (Resources 3310-3400, except 3385, all goals; resources 3000-3178 & 3410-5810, goals 5000-5999)									0.00
	TOTAL COSTS									14,980,150.53
LOCAL BUDGET (Funds 01, 09, & 62; resources 0000-1999 & 8000-9999)										

Unaudited Actuals
Special Education Maintenance of Effort
2024-25 Budget vs. Actual Comparison Year
2024-25 Budget by LEA (LB-B)

Object Code	Description	Special Education, Unspecified (Goal 5001)	Regionalized Services (Goal 5050)	Regionalized Program Specialist (Goal 5060)	Special Education, Infants (Goal 5710)	Special Education, Preschool Students (Goal 5730)	Spec. Education, Ages 5-22 (Goal 5760)	Adjustments*	Total
1000-1999	Certificated Salaries	0.00	0.00	0.00	0.00	0.00	0.00		0.00
2000-2999	Classified Salaries	562,373.00	0.00	0.00	0.00	0.00	6,090.00		568,463.00
3000-3999	Employee Benefits	375,267.09	0.00	0.00	0.00	0.00	2,250.00		377,517.09
4000-4999	Books and Supplies	44,250.00	0.00	0.00	0.00	0.00	0.00		44,250.00
5000-5999	Services and Other Operating Expenditures	33,750.00	0.00	0.00	0.00	0.00	0.00		33,750.00
6000-6999	Capital Outlay (except objects 6600, 6700, 6910 & 6920)	0.00	0.00	0.00	0.00	0.00	0.00		0.00
7130	State Special Schools	0.00	0.00	0.00	0.00	0.00	0.00		0.00
7430-7439	Debt Service	0.00	0.00	0.00	0.00	0.00	0.00		0.00
	Total Direct Costs	1,015,640.09	0.00	0.00	0.00	0.00	8,340.00	0.00	1,023,980.09
7310	Transfers of Indirect Costs	0.00	0.00	0.00	0.00	0.00	0.00		0.00
7350	Transfers of Indirect Costs - Interfund	0.00	0.00	0.00	0.00	0.00	0.00		0.00
	Total Indirect Costs	0.00	0.00	0.00	0.00	0.00	0.00	0.00	0.00
	TOTAL BEFORE OBJECT 8980	1,015,640.09	0.00	0.00	0.00	0.00	8,340.00	0.00	1,023,980.09
8980	Contributions from Unrestricted Revenues to Federal Resources (from State and Local Budget section)								0.00
8980	Contributions from Unrestricted Revenues to State Resources (Resources 3385, 6500-6540, & 7240, all goals; resources 2000-2999 & 6010-7810, except 6500-6540, & 7240, goals 5000-5999)								7,554,756.09
	TOTAL COSTS								8,578,736.18

* Attach an additional sheet with explanations of any amounts in the Adjustments column.

Unaudited Actuals
Special Education Maintenance of Effort
2024-25 Budget vs. Actual Comparison Year
2023-24 Expenditures by LEA (LE-B)

Object Code	Description	Special Education, Unspecified (Goal 5001)	Regionalized Services (Goal 5050)	Regionalized Program Specialist (Goal 5060)	Special Education, Infants (Goal 5710)	Special Education, Preschool Students (Goal 5730)	Spec. Education, Ages 5-22 (Goal 5760)	Spec. Education, Ages 5-22 Nonseverely Disabled (Goal 5770)	Adjustments*	Total
UNDUPLICATED PUPIL COUNT										1,010.00
TOTAL EXPENDITURES (Funds 01, 09, & 62; resources 0000-9999)										
1000-1999	Certificated Salaries	253,098.91	0.00	0.00	467,966.39	281,744.79	4,536,996.44	0.00		5,539,806.53
2000-2999	Classified Salaries	503,537.23	0.00	0.00	125,862.37	227,937.60	2,209,120.69	0.00		3,066,457.89
3000-3999	Employee Benefits	424,171.82	0.00	0.00	253,855.09	276,121.44	3,441,771.91	0.00		4,395,920.26
4000-4999	Books and Supplies	61,111.11	0.00	0.00	8,621.16	3,321.26	35,953.53	0.00		109,007.06
5000-5999	Services and Other Operating Expenditures	86,054.74	0.00	0.00	1,047.19	327,955.31	1,508,990.37	0.00		1,924,047.61
6000-6999	Capital Outlay (except objects 6600, 6700, 6910 & 6920)	194,729.17	0.00	0.00	0.00	0.00	0.00	0.00		194,729.17
7130	State Special Schools	0.00	0.00	0.00	0.00	0.00	0.00	0.00		0.00
7430-7439	Debt Service	0.00	0.00	0.00	0.00	44.79	0.00	0.00		44.79
	Total Direct Costs	1,522,702.98	0.00	0.00	857,352.20	1,117,125.19	11,732,832.94	0.00	0.00	15,230,013.31
7310	Transfers of Indirect Costs	561,746.53	0.00	0.00	0.00	0.00	0.00	0.00		561,746.53
7350	Transfers of Indirect Costs - Interfund	0.00	0.00	0.00	0.00	0.00	0.00	0.00		0.00
PCRA	Program Cost Report Allocations (non-add)	423,776.36								423,776.36
	Total Indirect Costs	561,746.53	0.00	0.00	0.00	0.00	0.00	0.00	0.00	561,746.53
	TOTAL COSTS	2,084,449.51	0.00	0.00	857,352.20	1,117,125.19	11,732,832.94	0.00	0.00	15,791,759.84
FEDERAL EXPENDITURES (Funds 01, 09, and 62; resources 3000-5999, except 3385)										
1000-1999	Certificated Salaries	0.00	0.00	0.00	0.00	0.00	24,070.57	0.00		24,070.57
2000-2999	Classified Salaries	0.00	0.00	0.00	6,920.25	220,033.20	551,493.21	0.00		778,446.66
3000-3999	Employee Benefits	0.00	0.00	0.00	4,209.10	151,609.81	400,252.43	0.00		556,071.34
4000-4999	Books and Supplies	0.00	0.00	0.00	0.00	0.00	0.00	0.00		0.00
5000-5999	Services and Other Operating Expenditures	0.00	0.00	0.00	0.00	476.15	929.00	0.00		1,405.15
6000-6999	Capital Outlay (except objects 6600, 6700, 6910 & 6920)	0.00	0.00	0.00	0.00	0.00	0.00	0.00		0.00
7130	State Special Schools	0.00	0.00	0.00	0.00	0.00	0.00	0.00		0.00
7430-7439	Debt Service	0.00	0.00	0.00	0.00	0.00	0.00	0.00		0.00
	Total Direct Costs	0.00	0.00	0.00	11,129.35	372,119.16	976,745.21	0.00	0.00	1,359,993.72
7310	Transfers of Indirect Costs	105,722.41	0.00	0.00	0.00	0.00	0.00	0.00		105,722.41
7350	Transfers of Indirect Costs - Interfund	0.00	0.00	0.00	0.00	0.00	0.00	0.00		0.00
	Total Indirect Costs	105,722.41	0.00	0.00	0.00	0.00	0.00	0.00	0.00	105,722.41
	TOTAL BEFORE OBJECT 8980	105,722.41	0.00	0.00	11,129.35	372,119.16	976,745.21	0.00	0.00	1,465,716.13
8980	Less: Contributions from Unrestricted Revenues to Federal Resources (Resources 3310-3400, except 3385, all goals; resources 3000-3178 & 3410-5810, goals 5000-5999)									0.00
	TOTAL COSTS									1,465,716.13

Unaudited Actuals
Special Education Maintenance of Effort
2024-25 Budget vs. Actual Comparison Year
2023-24 Expenditures by LEA (LE-B)

Object Code	Description	Special Education, Unspecified (Goal 5001)	Regionalized Services (Goal 5050)	Regionalized Program Specialist (Goal 5060)	Special Education, Infants (Goal 5710)	Special Education, Preschool Students (Goal 5730)	Spec. Education, Ages 5-22 (Goal 5760)	Spec. Education, Ages 5-22 Nonseverely Disabled (Goal 5770)	Adjustments*	Total
STATE AND LOCAL EXPENDITURES (Funds 01, 09, & 62; resources 0000-2999, 3385, & 6000-9999)										
1000-1999	Certificated Salaries	253,098.91	0.00	0.00	467,966.39	281,744.79	4,512,925.87	0.00		5,515,735.96
2000-2999	Classified Salaries	503,537.23	0.00	0.00	118,942.12	7,904.40	1,657,627.48	0.00		2,288,011.23
3000-3999	Employee Benefits	424,171.82	0.00	0.00	249,645.99	124,511.63	3,041,519.48	0.00		3,839,848.92
4000-4999	Books and Supplies	61,111.11	0.00	0.00	8,621.16	3,321.26	35,953.53	0.00		109,007.06
5000-5999	Services and Other Operating Expenditures	86,054.74	0.00	0.00	1,047.19	327,479.16	1,508,061.37	0.00		1,922,642.46
6000-6999	Capital Outlay (except objects 6600, 6700, 6910 & 6920)	194,729.17	0.00	0.00	0.00	0.00	0.00	0.00		194,729.17
7130	State Special Schools	0.00	0.00	0.00	0.00	0.00	0.00	0.00		0.00
7430-7439	Debt Service	0.00	0.00	0.00	0.00	44.79	0.00	0.00		44.79
	Total Direct Costs	1,522,702.98	0.00	0.00	846,222.85	745,006.03	10,756,087.73	0.00	0.00	13,870,019.59
7310	Transfers of Indirect Costs	456,024.12	0.00	0.00	0.00	0.00	0.00	0.00		456,024.12
7350	Transfers of Indirect Costs - Interfund	0.00	0.00	0.00	0.00	0.00	0.00	0.00		0.00
PCRA	Program Cost Report Allocations (non-add)	423,776.36								423,776.36
	Total Indirect Costs	456,024.12	0.00	0.00	0.00	0.00	0.00	0.00	0.00	456,024.12
	TOTAL BEFORE OBJECT 8980	1,978,727.10	0.00	0.00	846,222.85	745,006.03	10,756,087.73	0.00	0.00	14,326,043.71
8980	Contributions from Unrestricted Revenues to Federal Resources (from Federal Expenditures section)									0.00
	TOTAL COSTS									14,326,043.71
LOCAL EXPENDITURES (Funds 01, 09, & 62; resources 0000-1999 & 8000-9999)										
1000-1999	Certificated Salaries	0.00	0.00	0.00	0.00	0.00	23,000.58	0.00		23,000.58
2000-2999	Classified Salaries	475,939.01	0.00	0.00	0.00	0.00	25,521.27	0.00		501,460.28
3000-3999	Employee Benefits	310,022.40	0.00	0.00	0.00	0.00	34,064.74	0.00		344,087.14
4000-4999	Books and Supplies	61,111.11	0.00	0.00	0.00	0.00	0.00	0.00		61,111.11
5000-5999	Services and Other Operating Expenditures	15,759.88	0.00	0.00	929.50	0.00	1,301.80	0.00		17,991.18
6000-6999	Capital Outlay (except objects 6600, 6700, 6910 & 6920)	194,729.17	0.00	0.00	0.00	0.00	0.00	0.00		194,729.17
7130	State Special Schools	0.00	0.00	0.00	0.00	0.00	0.00	0.00		0.00
7430-7439	Debt Service	0.00	0.00	0.00	0.00	0.00	0.00	0.00		0.00
	Total Direct Costs	1,057,561.57	0.00	0.00	929.50	0.00	83,888.39	0.00	0.00	1,142,379.46
7310	Transfers of Indirect Costs	0.00	0.00	0.00	0.00	0.00	0.00	0.00		0.00
7350	Transfers of Indirect Costs - Interfund	0.00	0.00	0.00	0.00	0.00	0.00	0.00		0.00
	Total Indirect Costs	0.00	0.00	0.00	0.00	0.00	0.00	0.00	0.00	0.00
	TOTAL BEFORE OBJECT 8980	1,057,561.57	0.00	0.00	929.50	0.00	83,888.39	0.00	0.00	1,142,379.46

Unaudited Actuals
Special Education Maintenance of Effort
2024-25 Budget vs. Actual Comparison Year
2023-24 Expenditures by LEA (LE-B)

Object Code	Description	Special Education, Unspecified (Goal 5001)	Regionalized Services (Goal 5050)	Regionalized Program Specialist (Goal 5060)	Special Education, Infants (Goal 5710)	Special Education, Preschool Students (Goal 5730)	Spec. Education, Ages 5-22 (Goal 5760)	Spec. Education, Ages 5-22 Nonseverely Disabled (Goal 5770)	Adjustments*	Total
8980	Contributions from Unrestricted Revenues to Federal Resources (from Federal Expenditures section)									0.00
8980	Contributions from Unrestricted Revenues to State Resources (Resources 3385, 6500, 6510, & 7240, all goals; resources 2000-2999 & 6010-7810, except 6500, 6510, & 7240, goals 5000-5999)									6,949,431.33
	TOTAL COSTS									8,091,810.79

* Attach an additional sheet with explanations of any amounts in the Adjustments column.

Unaudited Actuals
Special Education Maintenance of Effort
2024-25 Budget vs. Actual Comparison Year
LEA Maintenance of Effort Calculation (LMC-B)

SELPA: East County (PC)

This form is used to check maintenance of effort (MOE) for an LEA, whether the LEA is a member of a SELPA or is a single-LEA SELPA. If a member of a SELPA, submit this form together with the 2024-25 Budget by LEA (LB-B) and the 2023-24 Expenditures by LEA (LE-B) to the SELPA AU. If a single-LEA SELPA, submit the forms to the CDE.

Per the federal Subsequent Years Rule, in order to determine the required level of effort, the LEA must look back to the last fiscal year in which the LEA maintained effort using the same method by which it is currently establishing the eligibility standard. To meet the requirement of the Subsequent Years Rule, the LMC-B worksheet has been revised to make changes to sections 3.A.1, 3.A.2, 3.B.1, and 3.B.2. The revised sections allow the LEA to compare the 2024-25 budgeted expenditures to the most recent fiscal year the LEA met MOE using that method, which is the comparison year. To ensure the LEA is comparing 2024-25 budgeted expenditures to the appropriate comparison year, the LEA is required to complete the Subsequent Years Tracking (SYT) worksheet with their LMC-B worksheet. The SYT worksheet tracks the result for each of the four methods back to FY 2011-12, which is the baseline year for LEA MOE calculations established by the Office of Special Education Programs. The SYT worksheet is available at: <http://www.cde.ca.gov/sp/se/as/documents/subseqyrtrckwrksht.xls>.

There are four methods that the LEA can use to demonstrate the eligibility standard. They are (1) combined state and local expenditures; (2) combined state and local expenditures on a per capita basis; (3) local expenditures only; and (4) local expenditures only on a per capita basis.

The LEA is only required to pass one of the tests to meet the MOE requirement. However, the LEA is required to show results for all four methods. These results are necessary both for historical purposes and for the possibility that the LEA may want, or need, to switch methods in future years.

SECTION 1 Exempt Reduction Under 34 CFR Section 300.204

If your LEA determines that a reduction in expenditures occurred as a result of one or more of the following conditions, you may calculate a reduction to the required MOE standard. Reductions may apply to combined state and local MOE standard, local only MOE standard, or both. If the LEA meets one of the conditions below, the LEA must complete and include the IDEA MOE Exemption Worksheet available at: <http://www.cde.ca.gov/sp/se/as/documents/leamoeempwrksht.xls>.

1. Voluntary departure, by retirement or otherwise, or departure for just cause, of special education or related services personnel.
2. A decrease in the enrollment of children with disabilities.
3. The termination of the obligation of the agency to provide a program of special education to a particular child with a disability that is an exceptionally costly program, as determined by the SEA, because the child:
 - a. Has left the jurisdiction of the agency;
 - b. Has reached the age at which the obligation of the agency to provide free appropriate public education (FAPE) to the child has terminated; or
 - c. No longer needs the program of special education.
4. The termination of costly expenditures for long-term purchases, such as the acquisition of equipment or the construction of school facilities.
5. The assumption of cost by the high cost fund operated by the SEA under 34 CFR Sec. 300.704(c).

Provide the condition number, if any, to be used in the calculation below.

#1, 7 positions that were filled via Agency

#3.a. 4 student transfers

Total exempt reductions

State and Local	Local Only
223,730.00	
252,273.00	
476,003.00	0.00

SECTION 2 Reduction to MOE Requirement Under IDEA, Section 613 (a)(2)(C) (34 CFR Sec. 300.205)

IMPORTANT NOTE: Only LEAs that have a "meets requirement" compliance determination and that are not found significantly disproportionate for the current year are eligible to use this option to reduce their MOE requirement.

**Unaudited Actuals
Special Education Maintenance of Effort
2024-25 Budget vs. Actual Comparison Year
LEA Maintenance of Effort Calculation (LMC-B)**

SELPA: **East County (PC)**

Up to 50% of the increase in IDEA Part B Section 611 funding in current year compared with prior year may be used to reduce the required level of state and local expenditures. This option is available only if the LEA used or will use the freed up funds for activities authorized under the Elementary and Secondary Education Act (ESEA) of 1965. Also, the amount of Part B funds used for early intervening services (34 CFR 300.226(a)) will count toward the maximum amount by which the LEA may reduce its MOE requirement under this exception [P.L. 108-446].

		State and Local		Local Only
Current year funding (IDEA Section 611 Local Assistance Grant Award - Resource 3310)	_____			
Less: Prior year's funding (IDEA Section 611 Local Assistance Grant Award - Resource 3310)	_____			
Increase in funding (if difference is positive)	0.00			
Maximum available for MOE reduction (50% of increase in funding)	0.00 (a)			
Current year funding (IDEA Section 619 - Resource 3315)	_____			
Maximum available for early intervening services (EIS) (15% of current year funding - Resources 3310 and 3315)	0.00 (b)			

If (b) is greater than (a).

Enter portion to set aside for EIS (cannot exceed line (b), Maximum available for EIS)	_____			(c)
Available for MOE reduction. (line (a) minus line (c), zero if negative)	0.00			(d)
Enter portion used to reduce MOE requirement (cannot exceed line (d), Available for MOE reduction).		_____	_____	

If (b) is less than (a).

Enter portion used to reduce MOE requirement (first column cannot exceed line (a), Maximum available for MOE reduction, second and third columns cannot exceed (e), Portion used to reduce MOE requirement).	_____			(e)
Available to set aside for EIS (line (b) minus line (e), zero if negative)	0.00			(f)

Note: If your LEA exercises the authority under 34 CFR 300.205(a) to reduce the MOE requirement, the LEA must list the activities (which are authorized under the ESEA) paid with the freed up funds:

Unaudited Actuals
Special Education Maintenance of Effort
2024-25 Budget vs. Actual Comparison Year
LEA Maintenance of Effort Calculation (LMC-B)

SELPA: East County (PC)

SECTION 3

	Column A	Column B	Column C
	Budgeted Amounts (LB-B Worksheet) FY 2024-25	Actual Expenditures Comparison Year F2022-23	Difference (A - B)
A. COMBINED STATE AND LOCAL EXPENDITURES METHOD			
1. Under "Comparison Year," enter the most recent year in which MOE compliance was met using the actual v.s. actual method based on state and local expenditures.			
a. Total special education expenditures	16,427,265.53		
b. Less: Expenditures paid from federal sources	1,447,115.00		
c. Expenditures paid from state and local sources	14,980,150.53	15,843,017.48	
Add/Less: Adjustments and/or PCRA required for MOE calculation		0.00	
Comparison year's expenditures, adjusted for MOE calculation		15,843,017.48	
Less: Exempt reduction(s) from SECTION 1		476,003.00	
Less: 50% reduction from SECTION 2		0.00	
Net expenditures paid from state and local sources	14,980,150.53	15,367,014.48	(386,863.95)
If the difference in Column C for the Section 3.A.1 is positive or zero, the MOE Eligibility requirement is met based on the combination of state and local expenditures.			
	Budgeted Amounts FY 2024-25	Comparison Year FY 2022-23	Difference
2. Under "Comparison Year," enter the most recent year in which MOE compliance was met using the actual v.s. actual method based on the per capita state and local expenditures.			
a. Total special education expenditures	16,427,265.53		
b. Less: Expenditures paid from federal sources	1,447,115.00		
c. Expenditures paid from state and local sources	14,980,150.53	15,843,017.48	
Add/Less: Adjustments and/or PCRA required for MOE calculation		0.00	
Comparison year's expenditures, adjusted for MOE calculation		15,843,017.48	
Less: Exempt reduction(s) from SECTION 1		476,003.00	
Less: 50% reduction from SECTION 2		0.00	
Net expenditures paid from state and local sources	14,980,150.53	15,367,014.48	
d. Special education unduplicated pupil count	1,010.00	1,005.00	
e. Per capita state and local expenditures (A2c/A2d)	14,831.83	15,290.56	(458.73)
If the difference in Column C for the Section 3.A.2 is positive or zero, the MOE eligibility requirement is met based on the per capita state and local expenditures.			

Unaudited Actuals
Special Education Maintenance of Effort
2024-25 Budget vs. Actual Comparison Year
LEA Maintenance of Effort Calculation (LMC-B)

SELPA: East County (PC)

B. LOCAL EXPENDITURES ONLY METHOD

	Budget	Comparison Year	Difference
	FY 2024-25	FY 2023-24	
1. Under "Comparison Year," enter the most recent year in which MOE compliance was met using the actual v.s. actual method based on local expenditures only.			
a. Expenditures paid from local sources	8,578,736.18	8,091,810.79	
Add/Less: Adjustments required for MOE calculation		0.00	
Comparison year's expenditures, adjusted for MOE calculation		8,091,810.79	
Less: Exempt reduction(s) from SECTION 1		0.00	
Less: 50% reduction from SECTION 2		0.00	
Net expenditures paid from local sources	8,578,736.18	8,091,810.79	486,925.39
If the difference in Column C for the Section 3.B.1 is positive or zero, the MOE eligibility requirement is met based on the local expenditures only.			
	Budget	Comparison Year	Difference
	FY 2024-25	FY 2023-24	
2. Under "Comparison Year," enter the most recent year in which MOE compliance was met using the actual v.s. actual method based on per capita local expenditures			
a. Expenditures paid from local sources	8,578,736.18	8,091,810.79	
Add/Less: Adjustments required for MOE calculation		0.00	
Comparison year's expenditures, adjusted for MOE calculation		8,091,810.79	
Less: Exempt reduction(s) from SECTION 1		0.00	
Less: 50% reduction from SECTION 2		0.00	
Net expenditures paid from local sources	8,578,736.18	8,091,810.79	
b. Special education unduplicated pupil count	1,010.00	1,010.00	
c. Per capita local expenditures (B2a/B2b)	8,493.80	8,011.69	482.10
If the difference in Column C for the Section 3.B.2 is positive or zero, the MOE eligibility requirement is met based on the per capita local expenditures only.			

Samantha Orahood
Contact Name
Director of Finance
Title

619.390.2600 ext. 2604
Telephone Number
sorahood@lsusd.net
Email Address

SELPA: East County (PC)

Object Code	Description	San Diego County Office of Education (PC00)	Alpine Union Elementary (PC01)	Cajon Valley Union Elementary (PC02)	Dehesa Elementary (PC03)	Grossmont Union High (PC04)	Jamul-Dulzura Union Elementary (PC05)
TOTAL BUDGET - All Sources							
1000-1999	Certificated Salaries						
2000-2999	Classified Salaries						
3000-3999	Employee Benefits						
4000-4999	Books and Supplies						
5000-5999	Services and Other Operating Expenditures						
6000-6999	Capital Outlay (except objects 6600, 6700, 6910 & 6920)						
7130	State Special Schools						
7430-7439	Debt Service						
	Total Direct Costs	0.00	0.00	0.00	0.00	0.00	0.00
7310	Transfers of Indirect Costs						
7350	Transfers of Indirect Costs - Interfund						
	Total Indirect Costs	0.00	0.00	0.00	0.00	0.00	0.00
	TOTAL COSTS	0.00	0.00	0.00	0.00	0.00	0.00
BUDGET - State and Local Sources							
1000-1999	Certificated Salaries						
2000-2999	Classified Salaries						
3000-3999	Employee Benefits						
4000-4999	Books and Supplies						
5000-5999	Services and Other Operating Expenditures						
6000-6999	Capital Outlay (except objects 6600, 6700, 6910 & 6920)						
7130	State Special Schools						
7430-7439	Debt Service						
	Total Direct Costs	0.00	0.00	0.00	0.00	0.00	0.00
7310	Transfers of Indirect Costs						
7350	Transfers of Indirect Costs - Interfund						
	Total Indirect Costs	0.00	0.00	0.00	0.00	0.00	0.00
	TOTAL BEFORE OBJECT 8980	0.00	0.00	0.00	0.00	0.00	0.00
8980	Contributions from Unrestricted Revenues to Federal Resources						
	TOTAL COSTS	0.00	0.00	0.00	0.00	0.00	0.00
BUDGET - Local Sources							

SELPA: East County (PC)

Object Code	Description	San Diego County Office of Education (PC00)	Alpine Union Elementary (PC01)	Cajon Valley Union Elementary (PC02)	Dehesa Elementary (PC03)	Grossmont Union High (PC04)	Jamul-Dulzura Union Elementary (PC05)
1000-1999	Certificated Salaries						
2000-2999	Classified Salaries						
3000-3999	Employee Benefits						
4000-4999	Books and Supplies						
5000-5999	Services and Other Operating Expenditures						
6000-6999	Capital Outlay (except objects 6600, 6700, 6910 & 6920)						
7130	State Special Schools						
7430-7439	Debt Service						
	Total Direct Costs	0.00	0.00	0.00	0.00	0.00	0.00
7310	Transfers of Indirect Costs						
7350	Transfers of Indirect Costs - Interfund						
	Total Indirect Costs	0.00	0.00	0.00	0.00	0.00	0.00
	TOTAL BEFORE OBJECT 8980	0.00	0.00	0.00	0.00	0.00	0.00
8980	Contributions from Unrestricted Revenues to Federal Resources (from BUDGET - State and Local Sources section)	0.00	0.00	0.00	0.00	0.00	0.00
8980	Contributions from Unrestricted Revenues to State Resources						
	TOTAL COSTS	0.00	0.00	0.00	0.00	0.00	0.00
UNDUPLICATED PUPIL COUNT							

* Attach an additional sheet with explanations of any amounts in the Adjustments column.

Unaudited Actuals
Special Education Maintenance of Effort
2024-25 Budget vs. Actual Comparison Year
2024-25 Budget by SELPA (SB-B)

SELPA: East County (PC)

Object Code	Description	La Mesa-Spring Valley (PC06)	Lakeside Union Elementary (PC07)	Lemon Grove Elementary (PC08)	Mountain Empire Unified (PC09)	Santee Elementary (PC10)	Barona Indian Charter (PCA1)
TOTAL BUDGET - All Sources							
1000-1999	Certificated Salaries						
2000-2999	Classified Salaries						
3000-3999	Employee Benefits						
4000-4999	Books and Supplies						
5000-5999	Services and Other Operating Expenditures						
6000-6999	Capital Outlay (except objects 6600, 6700, 6910 & 6920)						
7130	State Special Schools						
7430-7439	Debt Service						
	Total Direct Costs	0.00	0.00	0.00	0.00	0.00	0.00
7310	Transfers of Indirect Costs						
7350	Transfers of Indirect Costs - Interfund						
	Total Indirect Costs	0.00	0.00	0.00	0.00	0.00	0.00
	TOTAL COSTS	0.00	0.00	0.00	0.00	0.00	0.00
BUDGET - State and Local Sources							
1000-1999	Certificated Salaries						
2000-2999	Classified Salaries						
3000-3999	Employee Benefits						
4000-4999	Books and Supplies						
5000-5999	Services and Other Operating Expenditures						
6000-6999	Capital Outlay (except objects 6600, 6700, 6910 & 6920)						
7130	State Special Schools						
7430-7439	Debt Service						
	Total Direct Costs	0.00	0.00	0.00	0.00	0.00	0.00
7310	Transfers of Indirect Costs						
7350	Transfers of Indirect Costs - Interfund						
	Total Indirect Costs	0.00	0.00	0.00	0.00	0.00	0.00
	TOTAL BEFORE OBJECT 8980	0.00	0.00	0.00	0.00	0.00	0.00
8980	Contributions from Unrestricted Revenues to Federal Resources						
	TOTAL COSTS	0.00	0.00	0.00	0.00	0.00	0.00
BUDGET - Local Sources							

Unaudited Actuals
Special Education Maintenance of Effort
2024-25 Budget vs. Actual Comparison Year
2024-25 Budget by SELPA (SB-B)

SELPA: East County (PC)

Object Code	Description	La Mesa-Spring Valley (PC06)	Lakeside Union Elementary (PC07)	Lemon Grove Elementary (PC08)	Mountain Empire Unified (PC09)	Santee Elementary (PC10)	Barona Indian Charter (PCA1)
1000-1999	Certificated Salaries						
2000-2999	Classified Salaries						
3000-3999	Employee Benefits						
4000-4999	Books and Supplies						
5000-5999	Services and Other Operating Expenditures						
6000-6999	Capital Outlay (except objects 6600, 6700, 6910 & 6920)						
7130	State Special Schools						
7430-7439	Debt Service						
	Total Direct Costs	0.00	0.00	0.00	0.00	0.00	0.00
7310	Transfers of Indirect Costs						
7350	Transfers of Indirect Costs - Interfund						
	Total Indirect Costs	0.00	0.00	0.00	0.00	0.00	0.00
	TOTAL BEFORE OBJECT 8980	0.00	0.00	0.00	0.00	0.00	0.00
8980	Contributions from Unrestricted Revenues to Federal Resources (from BUDGET - State and Local Sources section)	0.00	0.00	0.00	0.00	0.00	0.00
8980	Contributions from Unrestricted Revenues to State Resources						
	TOTAL COSTS	0.00	0.00	0.00	0.00	0.00	0.00
UNDUPLICATED PUPIL COUNT							

* Attach an additional sheet with explanations of any amounts in the Adjustments column.

Unaudited Actuals
Special Education Maintenance of Effort
2024-25 Budget vs. Actual Comparison Year
2024-25 Budget by SELPA (SB-B)

SELPA:

East County (PC)

Object Code	Description	Adjustments*	Total
TOTAL BUDGET - All Sources			
1000-1999	Certificated Salaries		0.00
2000-2999	Classified Salaries		0.00
3000-3999	Employee Benefits		0.00
4000-4999	Books and Supplies		0.00
5000-5999	Services and Other Operating Expenditures		0.00
6000-6999	Capital Outlay (except objects 6600, 6700, 6910 & 6920)		0.00
7130	State Special Schools		0.00
7430-7439	Debt Service		0.00
	Total Direct Costs	0.00	0.00
7310	Transfers of Indirect Costs		0.00
7350	Transfers of Indirect Costs - Interfund		0.00
	Total Indirect Costs	0.00	0.00
	TOTAL COSTS	0.00	0.00
BUDGET - State and Local Sources			
1000-1999	Certificated Salaries		0.00
2000-2999	Classified Salaries		0.00
3000-3999	Employee Benefits		0.00
4000-4999	Books and Supplies		0.00
5000-5999	Services and Other Operating Expenditures		0.00
6000-6999	Capital Outlay (except objects 6600, 6700, 6910 & 6920)		0.00
7130	State Special Schools		0.00
7430-7439	Debt Service		0.00
	Total Direct Costs	0.00	0.00
7310	Transfers of Indirect Costs		0.00
7350	Transfers of Indirect Costs - Interfund		0.00
	Total Indirect Costs	0.00	0.00
	TOTAL BEFORE OBJECT 8980	0.00	0.00
8980	Contributions from Unrestricted Revenues to Federal Resources		0.00
	TOTAL COSTS	0.00	0.00
BUDGET - Local Sources			
1000-1999	Certificated Salaries		0.00

Unaudited Actuals
Special Education Maintenance of Effort
2024-25 Budget vs. Actual Comparison Year
2024-25 Budget by SELPA (SB-B)

SELPA:

East County (PC)

Object Code	Description	Adjustments*	Total
2000-2999	Classified Salaries		0.00
3000-3999	Employee Benefits		0.00
4000-4999	Books and Supplies		0.00
5000-5999	Services and Other Operating Expenditures		0.00
6000-6999	Capital Outlay (except objects 6600, 6700, 6910 & 6920)		0.00
7130	State Special Schools		0.00
7430-7439	Debt Service		0.00
	Total Direct Costs	0.00	0.00
7310	Transfers of Indirect Costs		0.00
7350	Transfers of Indirect Costs - Interfund		0.00
	Total Indirect Costs	0.00	0.00
	TOTAL BEFORE OBJECT 8980	0.00	0.00
8980	Contributions from Unrestricted Revenues to Federal Resources (from BUDGET - State and Local Sources section)		0.00
8980	Contributions from Unrestricted Revenues to State Resources		0.00
	TOTAL COSTS	0.00	0.00
UNDUPLICATED PUPIL COUNT			0.00

* Attach an additional sheet with explanations of any amounts in the Adjustments column.

Unaudited Actuals
2023-24 Unaudited Actuals
SUMMARY OF INTERFUND ACTIVITIES
FOR ALL FUNDS

Description	Direct Costs - Interfund		Indirect Costs - Interfund		Interfund Transfers In 8900-8929	Interfund Transfers Out 7600-7629	Due From Other Funds 9310	Due To Other Funds 9610
	Transfers In 5750	Transfers Out 5750	Transfers In 7350	Transfers Out 7350				
01 GENERAL FUND								
Expenditure Detail	0.00	(230,450.81)	0.00	(100,701.09)				
Other Sources/Uses Detail					0.00	500,000.00		
Fund Reconciliation							2,992,101.61	1,271,700.69
08 STUDENT ACTIVITY SPECIAL REVENUE FUND								
Expenditure Detail	600.00	0.00	0.00	0.00				
Other Sources/Uses Detail					0.00	0.00		
Fund Reconciliation							0.00	0.00
09 CHARTER SCHOOLS SPECIAL REVENUE FUND								
Expenditure Detail	0.00	0.00	0.00	0.00				
Other Sources/Uses Detail					0.00	0.00		
Fund Reconciliation							0.00	0.00
10 SPECIAL EDUCATION PASS-THROUGH FUND								
Expenditure Detail								
Other Sources/Uses Detail								
Fund Reconciliation							0.00	0.00
11 ADULT EDUCATION FUND								
Expenditure Detail	0.00	0.00	0.00	0.00				
Other Sources/Uses Detail					0.00	0.00		
Fund Reconciliation							0.00	0.00
12 CHILD DEVELOPMENT FUND								
Expenditure Detail	245,299.15	0.00	25,964.79	0.00				
Other Sources/Uses Detail					0.00	0.00		
Fund Reconciliation							679,881.82	2,328,685.76
13 CAFETERIA SPECIAL REVENUE FUND								
Expenditure Detail	0.00	(82,416.46)	74,736.30	0.00				
Other Sources/Uses Detail					0.00	0.00		
Fund Reconciliation							40,724.41	299,268.06
14 DEFERRED MAINTENANCE FUND								
Expenditure Detail	0.00	0.00						
Other Sources/Uses Detail					0.00	0.00		
Fund Reconciliation							0.00	0.00
15 PUPIL TRANSPORTATION EQUIPMENT FUND								
Expenditure Detail	0.00	0.00						
Other Sources/Uses Detail					0.00	0.00		
Fund Reconciliation							0.00	0.00
17 SPECIAL RESERVE FUND FOR OTHER THAN CAPITAL OUTLAY								
Expenditure Detail								
Other Sources/Uses Detail					0.00	0.00		
Fund Reconciliation							0.00	0.00
18 SCHOOL BUS EMISSIONS REDUCTION FUND								
Expenditure Detail	0.00	0.00						
Other Sources/Uses Detail					0.00	0.00		

Unaudited Actuals
2023-24 Unaudited Actuals
SUMMARY OF INTERFUND ACTIVITIES
FOR ALL FUNDS

Description	Direct Costs - Interfund		Indirect Costs - Interfund		Interfund Transfers In 8900-8929	Interfund Transfers Out 7600-7629	Due From Other Funds 9310	Due To Other Funds 9610
	Transfers In 5750	Transfers Out 5750	Transfers In 7350	Transfers Out 7350				
Fund Reconciliation							0.00	0.00
19 FOUNDATION SPECIAL REVENUE FUND								
Expenditure Detail	0.00	0.00	0.00	0.00				
Other Sources/Uses Detail						0.00		
Fund Reconciliation							0.00	0.00
20 SPECIAL RESERVE FUND FOR POSTEMPLOYMENT BENEFITS								
Expenditure Detail								
Other Sources/Uses Detail					0.00	0.00		
Fund Reconciliation							0.00	0.00
21 BUILDING FUND								
Expenditure Detail	0.00	0.00						
Other Sources/Uses Detail					0.00	0.00		
Fund Reconciliation							198.72	135,338.55
25 CAPITAL FACILITIES FUND								
Expenditure Detail	7,659.12	0.00						
Other Sources/Uses Detail					0.00	0.00		
Fund Reconciliation							0.00	7,659.12
30 STATE SCHOOL BUILDING LEASE/PURCHASE FUND								
Expenditure Detail	0.00	0.00						
Other Sources/Uses Detail					0.00	0.00		
Fund Reconciliation							0.00	0.00
35 COUNTY SCHOOL FACILITIES FUND								
Expenditure Detail	0.00	0.00						
Other Sources/Uses Detail					0.00	0.00		
Fund Reconciliation							0.00	0.00
40 SPECIAL RESERVE FUND FOR CAPITAL OUTLAY PROJECTS								
Expenditure Detail	0.00	0.00						
Other Sources/Uses Detail					500,000.00	0.00		
Fund Reconciliation							0.00	0.00
49 CAP PROJ FUND FOR BLENDED COMPONENT UNITS								
Expenditure Detail	0.00	0.00						
Other Sources/Uses Detail					0.00	0.00		
Fund Reconciliation							0.00	0.00
51 BOND INTEREST AND REDEMPTION FUND								
Expenditure Detail								
Other Sources/Uses Detail					0.00	0.00		
Fund Reconciliation							0.00	0.00
52 DEBT SVC FUND FOR BLENDED COMPONENT UNITS								
Expenditure Detail								
Other Sources/Uses Detail					0.00	0.00		
Fund Reconciliation							0.00	0.00

Unaudited Actuals
2023-24 Unaudited Actuals
SUMMARY OF INTERFUND ACTIVITIES
FOR ALL FUNDS

Description	Direct Costs - Interfund		Indirect Costs - Interfund		Interfund Transfers In 8900-8929	Interfund Transfers Out 7600-7629	Due From Other Funds 9310	Due To Other Funds 9610
	Transfers In 5750	Transfers Out 5750	Transfers In 7350	Transfers Out 7350				
53 TAX OVERRIDE FUND								
Expenditure Detail								
Other Sources/Uses Detail					0.00	0.00		
Fund Reconciliation							0.00	0.00
56 DEBT SERVICE FUND								
Expenditure Detail								
Other Sources/Uses Detail					0.00	0.00		
Fund Reconciliation							0.00	0.00
57 FOUNDATION PERMANENT FUND								
Expenditure Detail	0.00	0.00	0.00	0.00				
Other Sources/Uses Detail						0.00		
Fund Reconciliation							0.00	0.00
61 CAFETERIA ENTERPRISE FUND								
Expenditure Detail	0.00	0.00	0.00	0.00				
Other Sources/Uses Detail					0.00	0.00		
Fund Reconciliation							0.00	0.00
62 CHARTER SCHOOLS ENTERPRISE FUND								
Expenditure Detail	59,309.00	0.00	0.00	0.00				
Other Sources/Uses Detail					209,600.00	209,600.00		
Fund Reconciliation							550,895.74	221,150.12
63 OTHER ENTERPRISE FUND								
Expenditure Detail	0.00	0.00						
Other Sources/Uses Detail					0.00	0.00		
Fund Reconciliation							0.00	0.00
66 WAREHOUSE REVOLVING FUND								
Expenditure Detail	0.00	0.00						
Other Sources/Uses Detail					0.00	0.00		
Fund Reconciliation							0.00	0.00
67 SELF-INSURANCE FUND								
Expenditure Detail	0.00	0.00						
Other Sources/Uses Detail					0.00	0.00		
Fund Reconciliation							0.00	0.00
71 RETIREE BENEFIT FUND								
Expenditure Detail								
Other Sources/Uses Detail					0.00			
Fund Reconciliation							0.00	0.00
73 FOUNDATION PRIVATE-PURPOSE TRUST FUND								
Expenditure Detail	0.00	0.00						
Other Sources/Uses Detail					0.00			
Fund Reconciliation							0.00	0.00
76 WARRANT/PASS-THROUGH FUND								
Expenditure Detail								
Other Sources/Uses Detail								
Fund Reconciliation							0.00	0.00

Unaudited Actuals
2023-24 Unaudited Actuals
SUMMARY OF INTERFUND ACTIVITIES
FOR ALL FUNDS

Description	Direct Costs - Interfund		Indirect Costs - Interfund		Interfund Transfers In 8900-8929	Interfund Transfers Out 7600-7629	Due From Other Funds 9310	Due To Other Funds 9610
	Transfers In 5750	Transfers Out 5750	Transfers In 7350	Transfers Out 7350				
95 STUDENT BODY FUND								
Expenditure Detail								
Other Sources/Uses Detail							0.00	0.00
Fund Reconciliation								
TOTALS	312,867.27	(312,867.27)	100,701.09	(100,701.09)	709,600.00	709,600.00	4,263,802.30	4,263,802.30

Administration:

RHONDA L. TAYLOR, Ed.D.
Superintendent
NATALIE WINSPEAR, Ed.D.
Assistant Superintendent
LISA DAVIS
Assistant Superintendent




Board of Trustees:

JIM BENNETT
AUTUMN ELLENSON
ANDREW HAYES
LARA HOEFER MOIR
RON KASPER

Minutes of the Special Meeting of the Board of Trustees

August 1, 2024
District Administration Center

- | | |
|---|---|
| <p>A. The special meeting of the Lakeside Union School District Board of Trustees was called to order at 12:01 p.m. by Andrew Hayes, Board President, with the following members present: Andrew Hayes, Board President; Lara Hoefer Moir, Vice President; Autumn Ellenson, Member; and Ron Kasper, Member. Jim Bennet arrived late to the meeting. Also in attendance were Dr. Rhonda Taylor, Superintendent; Dr. Natalie Winspear, Assistant Superintendent and Lisa Davis, Assistant Superintendent. Rachel Camarero was present to record the minutes.</p> <p>The Pledge of Allegiance was led by Member Autumn Ellenson.</p> | <p>Call to Order and Pledge of Allegiance</p> |
| <p>B. Two people requested to speak to the Board regarding the appointment of the new principal at Riverview/Winter Gardens Elementary.</p> | <p>Public Comment</p> |
| <p>C. <u>It was moved</u> by Vice President Hoefer Moir, and seconded by Andrew Hayes to appoint John Greenwell to the position of Principal of Riverview and Winter Gardens Elementary.</p> | <p>Appointment of RV/WG Principal</p> |
| <p>D. The Governing Board met to discuss District goals and future project needs.</p> | <p>Discussion</p> |
| <p>E. Board President Hayes declared the special board meeting adjourned at 3:51 p.m.</p> | <p>Adjournment</p> |


Rhonda L. Taylor, Ed.D.
Secretary to the Board

Jim Bennett
Clerk of the Board

Administration:

RHONDA L. TAYLOR, Ed.D.
Superintendent
NATALIE WINSPEAR, Ed.D.
Assistant Superintendent
LISA DAVIS
Assistant Superintendent



Board of Trustees:

JIM BENNETT
AUTUMN ELLENSON
ANDREW HAYES
LARA HOEFER MOIR
RON KASPER

Minutes of the Regular Meeting of the Board of Trustees

August 8, 2024

District Administration Center

- | | |
|--|---|
| A. The regular meeting of the Lakeside Union School District Board of Trustees was called to order at 4:00 p.m. by Andrew Hayes, President with the following members present: Lara Hoefer Moir, Vice President; Jim Bennett, Clerk; Autumn Ellenson, Member; and Ron Kasper, Member. Also in attendance were Dr. Rhonda Taylor, Superintendent; Dr. Natalie Winspear, Assistant Superintendent and Lisa Davis, Assistant Superintendent. Rachel Camarero was present to record the minutes. | Call to Order |
| B. There were no requests to speak to the Board prior to closed session. | Public Comment |
| C. At 4:00 p.m., the Governing Board moved to closed session to discuss the following: Public Employee Appointment/Employment, Assistant Superintendent, Human Resources, pursuant to Government Code § 54957 and Public Employee Evaluation, Superintendent, pursuant to Government Code § 54957. | Closed Session |
| D. The Board reconvened at 4:30 p.m. President Hayes welcomed visitors and reported out on closed session as follows: | Reconvene |
| 1. It was moved by Member Ron Kasper and seconded by President Andrew Hayes for the approval of the Employment Appointment and Agreement with Robin Ballarin for the position of Assistant Superintendent, Human Resources pursuant to Government Code § 54957. Motion carried unanimously 5:0 (<u>Ayes</u> : Bennett, Ellenson, Hayes, Hoefer Moir, Kasper). | Closed Session Report |
| 2. No action was taken on Public Employee Evaluation, Superintendent, pursuant to Government Code § 54957. | |
| Member Autumn Ellenson led the pledge of allegiance. Following the pledge, Program Specialists Janette Ridgels and Alejandra Garcia shared highlights from the Extended School Year summer program. Ms. Ridgels noted that 72 students attended the summer program where they provided continued IEP services and reading and writing interventions. The theme of the program was “Summer Olympics,” with different sports activities built in to make learning fun. Ms. Garcia noted that attendance was great over the summer! Member Ron Kasper commented how important this program is for our students. | Flag Salute
Summer ESY
Highlights |
| E. Clerk Bennett had no formal report. | Trustee Reports |
| Member Ellenson had no formal report. | |
| Member Kasper welcomed back students and staff to school on August 19 th . Member Kasper commented on the great Board retreat focusing on student achievement and social-emotional goals for the upcoming year. He also noted the new technology building looked great! | |

Vice President Hoefler Moir participated in Summer Explorations at Lakeside Middle School and enjoyed the parent meet and greet.

President Hayes noted the Board Retreat the previous week and the great discussion on goals for the school year. He welcomed everyone back to the new school year!

F. There were no requests to speak to the Board.

G. 1. It was moved by Clerk Bennett and seconded by Member Kasper to approve the Employment Agreement with Robin Ballarin for the position of Assistant Superintendent of Human Resources in the amount of \$208,251 for the 2024-24 year. The motion carried 5:0. (Ayes: Bennett, Ellenson, Hayes, Hoefler Moir, Kasper)

2. It was moved by Vice President Hoefler Moir and seconded by President Hayes to approve the Amendment to the Employment Agreement with Lisa Davis, Assistant Superintendent of Business Services in the amount of \$208,251 for the 2024-25 year. The motion carried 5:0. (Ayes: Bennett, Ellenson, Hayes, Hoefler Moir, Kasper)

3. It was moved by Member Ellenson and seconded by President Hayes to approve the Amendment to the Employment Agreement with Dr. Natalie Winspear for the position of Assistant Superintendent, Education Services in the amount of \$229,076.10 for the 2024-25 year. (Ayes: Bennett, Ellenson, Hayes, Hoefler Moir, Kasper)

H. 1.1 It was moved by Member Ellenson and seconded by Vice President Hoefler Moir to adopt the following items of business:

1.2 There was no discussion on items.

SUPERINTENDENT

2.1 A motion to adopt the board meeting minutes of the regular board meeting of July 11, 2024.

HUMAN RESOURCES

3.1 A motion to approve/ratify Personnel Assignment Order 2025-02.

3.2 A motion to approve the amended “Declaration of Needs for Fully Qualified Educators” for the 2024-25 school year.

3.3 A motion to approve a Memorandum of Understanding for the term of July 1, 2024 to June 30, 2027 with High Tech High and LUSD for an internship program that would allow teachers to obtain a California Teaching Credential.

3.4 A motion to approve a Memorandum of Understanding with Point Loma University for students to have clinical learning experience, for the term of August 9, 2024 to August 8, 2029.

Public
 Comments

Action Items

Items of
 Business

Discussion

Adopt Minutes

Approve PAO

Declaration of
 Needs

MOU
 High Tech
 High

MOU
 Point Loma
 University

EDUCATION SERVICES

- | | | |
|-----|--|----------------------|
| 4.1 | A motion to approve a settlement agreement for attorney’s fees and compensatory education in the total amount of \$53,500. | Settlement Agreement |
| 4.2 | A motion to approve a settlement agreement for attorney’s fees and compensatory education in the total amount of \$15,300. | Settlement Agreement |

BUSINESS SERVICES

- | | | |
|-----|---|-------------------------------------|
| 5.1 | A motion to approve the following monthly business reports: A) Commercial Warrants; B) Revolving Cash C) Purchase Orders and Change Orders; and D) Purchase Card Expenditures. | Approve Bus Reports |
| 5.2 | A motion to approve the Agricultural Career Technical Grant for the Lakeside Middle School FFA program for the project duration of July 1, 2024-June 30, 2025. | Ag Tech Grant |
| 5.3 | A motion to approve of the acceptance of the destruction of class level 3 records. | Class Level 3 Records |
| 5.4 | A motion to approve change orders #3-6 to the GEM Central Kitchen Project for a total of \$8,360.88 paid from Fund 40: Special Reserve Capital Outlay Projects. | GEM Change Orders |
| 5.5 | A motion to approve the following contracts for the 2024-2025 school year: A) San Diego Global Educational Institute (Ed Services), Verbal Behavior Associates (SPED), Aseltine School (SPED), All Weather A/C & Heating (Maint), PIQE (Pupil Services), McAlister Institute (Pupil Services), Parent Mileage Reimbursement (SPED), 3Strands Global Foundation (LMS), San Diego Center for Children and East County Outpatient Counseling Program (Pupil Services), Ascend Rehab Services (SPED), Specialized Therapy Services (SPED), Center for Behavioral Change (Food Services) | Approve 2024-25 Contracts |
| 5.6 | A motion to approve the following out-of-town field trips for Lakeside Middle School: A) Band: Knott’s Berry Farm for competition (December); B) Show Choir: Burbank Blast (March), Disneyland/Knott’s Berry Farm performances (Spring), Long Beach Dance Competition (March), Katella in Anaheim (March 2025) C) ASB: Leadership Conference, Anaheim (June 2025); FFA: National Leadership Conference in Indianapolis, Indiana (October), Southern California FFA Leadership Conference, Norco (Nov.), Imperial Valley Field Day, Imperial (Dec), Hemet Field Day, Hemet (Jan 2025), Chico State Field Day, Chico (Feb 2025), Southern Region Speaking Finals, Pomona (Feb 2025), Davis Field Day, UC Davis (March 2025), Merced College Field Day, Merced (March 2025), Modesto Jr. College Field Day, Modesto (March 2025), Southern Region CATA & FFA Spring Regional Meeting, Pomona (March 2025), Reedley & CRC Field Day, Reedley (March 2025), CA FFA LDE Public Speaking Finals, Sacramento (April 2025), CA FFA State Conference, Sacramento (April 2025), Fresno State Field Day & Finals, Fresno (April 2025), Cal Poly State Finals, San Luis Obispo (May 2025), CATA Summer Conference, San Luis Obispo (June 2025). | Approve LMS Out-of-Town Field Trips |

BUSINESS SERVICES (continued)

- | | |
|---|--------------------------------------|
| <p>5.7 A motion to approve the following fundraisers for Lakeside Middle School: A) Band: voluntary donation drive; band t-shirt sales; catalog sales of frozen food products; B) Show Choir: voluntary donation drive; ticket sales; chorus/dance spirit wear; awards dinner; dessert concerts; voluntary admission to concerts; opportunity baskets at events; October dance-a-thon; C) PE Department: PE clothes; water sales; D) Drama Department: voluntary ticket sales to performances; E) Art Department: voluntary donation drive; F) ASB: H2O Go; school dances; sales of holiday grams; water sales at promotion; candy fundraiser and G) FFA: Welcome Back Staff Luncheon, pancake breakfast, raffles at various events, t-shirt sales and for Lindo Park Elementary: A) Believe Fundraising (Sept 9-30th)</p> | <p>Approve Fund Raisers for LMS</p> |
| <p>5.8 A motion to approve the following gifts to the District: A) a \$20 Gift Card from Caffeine Queens, B) Various Gift Cards in the total amount of \$75 from East County Schools, C) \$400 from Schools First</p> | <p>Approve Gifts to the District</p> |

Motion carried unanimously 5:0 (Ayes: Bennett, Ellenson, Hayes, Hoefler Moir, Kasper).

DISCUSSION ITEMS

I. *Miscellaneous*

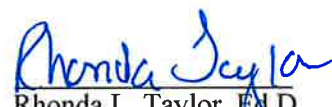
- | | |
|---|---|
| <p>1. President Hayes held a discussion regarding the Cement Silos proposed to be built near Lakeside Farms Elementary and the concern exhibited by parents in the community. Member Kasper commented that it is close to the school. Dr. Taylor noted that the District has put out information for parents to contact with complaints and concerns. Member Bennett commented that the Board should inquire if the new systems will be better for the environment. President Hayes advised the Board to submit questions to him so the District can submit a letter to the Air Pollution Control District on the Board's behalf.</p> | <p>Discussion Concerning Cement Silos</p> |
| <p>2. Dr. Taylor shared the requested proposed cell phone survey with members of the Board. There was discussion on editing some of the questions and a proposed survey out to parents and staff the first weeks of the school-year.</p> | <p>Cell Phone Survey</p> |
| <p>3. The Board discussed holding a Special Board Meeting to review the site SPSA's. The board decided on Monday, September 16, 2024 at 4:30 p.m.</p> | <p>SBM Date</p> |

First Readings of Board Policy:

- | | |
|--|------------------|
| <p>1. First reading of Board Policy 2121: Superintendent's Contract. The Board will adopt at the next regular meeting.</p> | <p>BP 2121</p> |
| <p>2. First reading of Board Policy 6163.1 Library Media Centers. The Board will bring back this policy for a second reading.</p> | <p>BP 6163.1</p> |
| <p>3. First reading of Board Bylaw 9920 and Exhibit 9920-E (1): Governing Board Elections. The Board will adopt at the next regular meeting.</p> | <p>BB/E 9920</p> |
| <p>4. First reading of Board Bylaw 9223: Filling Vacancies. The Board will adopt at the next regular meeting.</p> | <p>BB 9223</p> |

- | | |
|---|----------------------|
| <p>J. 1A. Kerry Strong, LTA President, was not in attendance.</p> | <p>LTA President</p> |
|---|----------------------|

- | | |
|--|--|
| 1B. David Myers, CSEA President, was not in attendance. | CSEA
President |
| 2A. Lisa Davis, Assistant Superintendent, thanked the board for approving the new vehicles that were purchased. She and her team are working on tracking enrollment as soon as school starts. | Assistant
Superintendent
Lisa Davis |
| 2B. Dr. Natalie Winspear, Assistant Superintendent, was pleased to announce that they filled the 60% intervention TOSA position with a former employee, Heather Griffiths. They are building the program to serve our students. The department has a lot of heavy lifting to do. She commented that the Summer Academy and ESY programs were amazing. Dr. Gilbert always manages to add something new and exciting to the program. We are set and ready for the welcome back on the 17 th . There will be additional PD for classified employees as the SpEd aides have been invited to return early for ½ day of PD and ½ day to work in the classroom with the teacher. | Assistant
Superintendent
Dr. Natalie
Winspear |
| 2C. Dr. Rhonda Taylor, Superintendent, thanked the board for a great study session. She loved how thoughtful everyone was, asking relevant questions. She commented that we are ready for our kick off. The presenter is from the Energy Bus, which is a book we read together with the management team. She congratulated Vice President Hoefler Moir on being selected as the elected official of the year. Dr. Taylor is excited to start the year and thanked her team for the hard work they put in. They are providing PD that is relevant and timely. | Superintendent
Dr. Rhonda
Taylor |
| K. President Hayes asked if there was any further business to come before the board. There being none, the president declared the regular board meeting adjourned at 5:22 p.m. | Adjournment |


Rhonda L. Taylor, Ed.D.
Secretary to the Board

Jim Bennett
Clerk of the Board

Administration:

RHONDA L. TAYLOR, Ed.D.
Superintendent
NATALIE WINSPEAR, Ed.D.
Assistant Superintendent
LISA DAVIS
Assistant Superintendent
ROBIN BALLARIN
Assistant Superintendent



Board of Trustees:

JIM BENNETT
AUTUMN ELLENSON
ANDREW HAYES
LARA HOEFER-MOIR
RON KASPER

BOARD OF TRUSTEE'S GOALS 2024-2025

The Lakeside Union School District Board of Trustees affirms its continuing commitments to academic excellence, a rich and varied curriculum, the use of data to evaluate outcomes, and focus on best practices for teaching and learning. The Board has adopted Core Values that describe in detail the principles by which it governs.

Accordingly, the Board of Trustees renews its commitment to innovation and initiative to meet the individual needs of each student and attain its vision of “Igniting Passion in Today’s Students for Tomorrow’s Opportunities.” The Board honors the LCAP process and pledges the support and focus of district resources to the following goals:

Social-Emotional Wellbeing: Students and staff will receive support that enables them to thrive socially and emotionally, including celebration of the diversity within our community and affirmation of the importance of our common humanity. Schools will create a culture of well-being and social-emotional safety for students and staff and set annual goals for continuous improvement.

Academic Achievement: All students will make academic growth to reach mastery of grade-level standards, individual goals, and the development of the LUSD Student Profile competencies. Schools will set annual goals to improve student outcomes and close achievement gaps.

The Board continues to support LUSD signature programs that build Student Profile competencies:

- Arts and Sciences: Provide opportunities and access for students to excel in the arts and sciences before, during, and after school.
- Digital Literacy: Integrate meaningful technology and digital citizenship into instruction to empower students to excel in a technology-driven world.
- Multilingualism: Support and maintain multilingual opportunities in our schools.
- Middle schools will provide opportunities to explore multiple career pathways at the middle school level.

Innovation and Engagement: The district and school sites will pursue purposeful and innovative instructional models to foster high levels of student engagement and ensure that all students are academically challenged.

Reviewed by the Board of Trustees on August 1, 2024

Adopted on September 12, 2024

LAKESIDE UNION SCHOOL DISTRICT

Governing Board Meeting Date: September 12, 2024

Agenda Item:

Revised 2025/26 School Calendar

Background (Describe purpose/rationale of the agenda item):

Approval is requested of the revised 2025-26 school calendar with minor changes to the Report Card dates and adding Middle Schools to at promise conferences in March 2026.

Fiscal Impact (Cost):

N/A

Funding Source:

N/A

Recommended Action:

- | | |
|---|--|
| <input type="checkbox"/> Informational | <input type="checkbox"/> Denial/Rejection |
| <input type="checkbox"/> Discussion | <input type="checkbox"/> Ratification |
| <input type="checkbox"/> Approval | <input type="checkbox"/> Explanation: Click here to enter text. |
| <input type="checkbox"/> Adoption | |

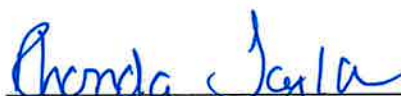
Originating Department/School: Superintendent

Submitted/Recommended By:

Approved for Submission to the Governing Board:



Rachel Camarero, Executive Assistant



Dr. Rhonda Taylor, Superintendent

Reviewed by Cabinet Member _____

LAKESIDE UNION SCHOOL DISTRICT

2025-2026 Calendar

S	M	T	W	T	F	S
JULY 2025						
0					4	5
6	7	8	9	10	11	12
13	14	15	16	17	18	19
20	21	22	23	24	25	26
27	28	29	30	31		

S	M	T	W	T	F	S
AUGUST 2025						
10						1 2
3	4	5	6	7	8	9
10	11	12	13	14	15	16
17	18	19	20	21	22	23
24	25	26	27	28	29	30

S	M	T	W	T	F	S
SEPTEMBER 2025						
21	1	2	3	4	5	6
7	8	9	10	11	12	13
14	15	16	17	18	19	20
21	22	23	24	25	26	27
28	29	30				

S	M	T	W	T	F	S
OCTOBER 2025						
22						
5	6	7	8	9	10	11
12	13	14	15	16	17	18
19	20	21	22	23	24	25
26	27	28	29	30	31	

S	M	T	W	T	F	S
NOVEMBER 2025						
13						1
2	3	4	5	6	7	8
9	10	11	12	13	14	15
16	17	18	19	20	21	22
23	24	25	26	27	28	29
30						

S	M	T	W	T	F	S
DECEMBER 2025						
15						
7	8	9	10	11	12	13
14	15	16	17	18	19	20
21	22	23	24	25	26	27
28	29	30	31			

S	M	T	W	T	F	S
JANUARY 2026						
18						
4	5	6	7	8	9	10
11	12	13	14	15	16	17
18	19	20	21	22	23	24
25	26	27	28	29	30	31

S	M	T	W	T	F	S
FEBRUARY 2026						
18						
1	2	3	4	5	6	7
8	9	10	11	12	13	14
15	16	17	18	19	20	21
22	23	24	25	26	27	28

S	M	T	W	T	F	S
MARCH 2026						
20						
1	2	3	4	5	6	7
8	9	10	11	12	13	14
15	16	17	18	19	20	21
22	23	24	25	26	27	28
29	30	31				

S	M	T	W	T	F	S
APRIL 2026						
14						
5	6	7	8	9	10	11
12	13	14	15	16	17	18
19	20	21	22	23	24	25
26	27	28	29	30		

S	M	T	W	T	F	S
MAY 2026						
20						1 2
3	4	5	6	7	8	9
10	11	12	13	14	15	16
17	18	19	20	21	22	23
24	25	26	27	28	29	30
31						

S	M	T	W	T	F	S
JUNE 2026						
9						
7	8	9	10	11	12	13
14	15	16	17	18	19	20
21	22	23	24	25	26	27
28	29	30				

SPECIAL DAYS

- Non-Student Day
- First Day of School**August 18
- Last Day of School**June 11
- 100th Day January 29

GRADING PERIODS

- Trimester Grading Periods
- 1st (61 Days).....November 14, 2025
- 2nd (61 Days) March 6, 2026
- 3rd (61 Days)..... June 11, 2026

REPORT CARDS

- Trimester 1.....**December 5, 2025**
- Trimester 2 March **27, 2026**
- Trimester 3 June **12, 2026**

PARENT CONFERENCES

- Parent Conferences for Elementary and Middle Schools
- October 6-9, 2025
- At-Promise Parent Conferences for Elementary Only
-December 11-12, 2025
- At-Promise Parent Conferences for Elementary **and Middle Schools**
- March 12-13, 2026

LAKESIDE UNION SCHOOL DISTRICT

Month 1	August 18 – September 12, 2025	19 days
Month 2	September 15 – October 10, 2025	19 days
Month 3	October 13 – November 7, 2025	20 days
Month 4	November 10 – December 5, 2025	13 days
Month 5	December 8, 2025 – January 2, 2026	10 days
Month 6	January 5 – January 30, 2026	18 days
Month 7	February 2 – February 27, 2026	18 days
Month 8	March 2 – March 27, 2026	20 days
Month 9	March 30 – April 24, 2026	10 days
Month 10	April 27 – May 22, 2026	20 days
Month 11	May 25 – June 11, 2026	13 days

2025	July 4	Friday	Fourth of July (Legal Holiday)
	July 29	Tuesday	Middle School Principals Return
	July 30	Wednesday	11-Month Employees Return
	August 4	Monday	Site Administrators Return
	August 4	Monday	10-Month Clerical Employees Return
	August 13	Monday	Teacher Workday
	August 14*	Tuesday	Professional Development
	August 15	Wednesday	Teacher Workday
	August 18	Thursday	Classes Begin
	September 1	Monday	Labor Day (Legal Holiday)
	September 26	Friday	School Site Goal Setting and Planning Day (Minimum Day)
	October 6-9	Monday-Thursday	Elem & Middle School Parent Conferences (Minimum Day)
	October 10	Friday	Non Student, Non Staff Day (Exc. 12-Mth Employees)
	November 10	Monday	Non Student, Non Staff Day (All)
	November 11	Tuesday	Veterans Day (Legal Holiday)
November 24-28	Monday-Friday	Thanksgiving Holidays (Student and Legal Holidays)	
December 11-12	Thursday-Friday	At-Promise Elementary Parent Conferences (Minimum Day)	
Dec 22-Jan 2	Monday-Friday	Winter Recess	
December 24	Wednesday	Local Holiday	
December 25	Thursday	Christmas Day (Legal Holiday)	
December 26	Friday	Local Holiday **	
2026	January 1	Thursday	New Year's Day (Legal Holiday)
	January 2	Friday	Local Holiday
	January 19	Monday	Martin Luther King, Jr. Day (Legal Holiday)
	January 30*	Friday	Professional Development Day (Student Holiday)
	February 9	Monday	Lincoln's Day (Legal Holiday)
	February 16	Monday	Washington's Day (Legal Holiday)
	March 12-13	Thursday-Friday	At-Promise Elem/ Middle Parent Conferences (Minimum Day)
	March 30-April 10	Monday-Friday	Spring Recess
	April 3	Friday	Good Friday (Local Holiday)
	May 6	Wednesday	Day of the Teacher
	May 18-22	Tuesday-Friday	Classified Employees Week
	May 22	Friday	School Site Goal Setting and Planning Day (Minimum Day)
	May 25	Monday	Memorial Day (Legal Holiday)
	June 11	Thursday	Last Day of Student Attendance/Final Workday for Teachers
	June 19	Friday	Juneteenth Holiday
	June 24	Wednesday	Final Workday for 10-month Clerical Employees
	June 26	Friday	Final Workday for Administrators
	June 30	Tuesday	Final Workday for 11-month Employees

**Professional Development Day*

***Local holiday for employees, December 26, 2025, in lieu of Admissions Day*

LAKE SIDE UNION SCHOOL DISTRICT

Governing Board Meeting Date: September 12, 2024

Agenda Item:

Approval/Ratification of Personnel Assignment Order 2025-03:

Background (Describe purpose/rationale of the agenda item):

Fiscal Impact (Cost):

N/A

Funding Source:

Recommended Action:

Informational

Discussion

Approval

Denial

Ratification

Explanation: Click here to enter text.

Originating Department/School: Human Resources

Submitted/Recommended By:

Approved for Submission to the Governing Board:



Principal/Department Head Signature



Dr. Rhonda Taylor, Superintendent

This form must be typed written and have all signatures before it will be placed on the agenda. All agenda item requests must be submitted for approval 10 days prior to the board meeting.

LAKESIDE UNION SCHOOL DISTRICT
BOARD OF TRUSTEES BOARD MEETING, September 12, 2024
Personnel Assignment Order – 2025-03

BACKGROUND:

The following personnel appointments, changes of status, leave requests, resignations, dismissals, and consultant requests are submitted for Board consideration. Italicized information indicates a change.

Certificated Staff

A. New Hire:

Employee	Assignment/Location	Class/Step	New Annual Salary	Effective Date
Mooney, Gillian	Teacher/TDS	A/1	\$58,750	8/14/2024
Schmitz, Curtis	Teacher/TDS	D/4	\$66,974	8/14/2024
Velazquez, Jonathan	Teacher/LMS	A/1	\$58,750	8/14/2024
Parsons, Caitlin	Teacher/LMS	C/4	\$63,329	8/14/2024

B. Provisional Internship Permit::

Employee	Assignment	Effective Date
Arias Nicolas, Teresa	Teacher - Spanish Immersion	8/14/2024

C. Waiver:

Employee	Assignment/Location	Reason	Recommendation	Effective Date
Guzman, Rocio	Teacher/RV	BCLAD- Spanish	Yes	8/14/2024
Bastida, Rebecca	Teacher/LV	BCLAD - Spanish	Yes	8/14/2024

D. New Hire Certificated Management:

Employee	Assignment/Location	Range/Step	Effective Date

E. LAO:

Employee	Location	Position	Reason	Effective Date
Ayala, Jaclyn	LC	SLP	SLP Service provider Ed Code \$44831	8/14/2024
Lee, Rose	DREAM	SLP	SLP Service provider Ed Code \$44831	8/14/2024
Magsakay, Sarah	LF	SLP	SLP Service provider Ed Code \$44831	8/14/2024

F. Reduction of FTE:

Employee	Location	Position	Effective Date	Recommendation

G. Resignation:

Employee	Assignment/Location	Reason	Effective Date
Ahumada Ruiz, Aymara	Teacher/LV	Moving	7/31/2024
Wollitz, Austin	Teacher/LMS	Personal	8/13/2024

H. Retirement:

Employee	Assignment/Location	Effective Date

Classified Staff

I. New Hire:

Employee	Location	Position/Class/Step	New Monthly Salary	Effective Date
Buckley, Terrie	LV	CSS/8/7	\$765.61	9/3/2024
Burrough, Jennifer	Riverview	CSS/8/3	\$691.46	8/19/2024
Bush, Connor	LMS	CSS/8/1	\$691.46	8/19/2024
Gallenkamp, Luke	LP	IA-I-Sped/10/7	\$1,203.24	9/3/2024
Junk, Katelyn	LF	IA-I-SPED/10/7	\$1,203.24	9/3/2024
Lester, Ragen	Lindo Park	CSS/8/2	\$680.35	8/19/2024
Palacios, Dean	TDS	Custodian-Night/17/2	\$3,541.33	9/3/2024

J. Change of Status/Location:

Employee	Location	Position	Previous Monthly Salary	New Monthly Salary	Effective Date
Bonilla, Jordan	ESS	ESS Health Tech	\$1,292.98	\$2,493.25	8/19/2024
Camacho, Nicole	WG	School Library Tech	\$1,504.00	\$848.83	8/19/2024
Castrejon, Michelle	WG	School Site Admin Assistant	\$2,372.69	\$4,748.14	8/5/2024
Coppeto, Johanna	FL	IA-TK	\$1,203.24	\$2,470.14	8/19/2024
Escoto, Jessica	Dream	Instructional Assistant	\$1,512.35	\$2,058.51	8/19/2024
Espindola, Renee	TDS	IA-III-SPED	N/A	\$2,413.91	8/19/2024
Frutos	RV	Child Nutrition Assistant	N/A		9/3/2024
Jansen, Stephanie	Special Ed	Admin Assistant Pupil Serv/Special Ed	\$2,804.66	\$5,454.24	8/1/2024
Lawler, Halena	ESS	ESS Health Tech	\$1,054.55	\$2,594.43	8/19/2024
Maki, Terra	LF	IA-TK	\$1,394.89	\$2,203.12	8/19/2024
Minden, Kim	Dream	School Site Admin Assistant	\$2,465.92	\$4,748.14	8/5/2024
Myers, Jaimi	Technology	Admin Support Specialist-Tech	\$5,430.24	\$5,954.39	8/12/2024
Nunez, Inez	ESS	Site Lead ESS	\$2,594.43	\$3,948.08	8/1/2024
Nunez, Karen	ESS	ESS Health Tech	\$1,244.94	\$2,594.43	8/19/2024
Stanley, Bianca	LV	School Library Tech	\$1,512.35	\$2,372.69	8/19/2024

K. Management Position:

Employee	Location	Position/Range/Step	Effective Date

L. Resignation/Termination:

Employee	Location	Position	Reason	Effective Date
Andrews, Reba	LF	IA-I-SPED	Going to Sub Teach	8/1/2024
Castanos, Megan	ESS	Child Dev Assistant	N/A	8/1/2024
Diaz, America	Lakeside Farms	Instructional Assistant	School	8/1/2024
Giles, Gloria	LP	LVN	Employment	8/1/2024
Gioscia, Sonoma	ESS	ESS Health Tech	N/A	8/17/2024
Hall, Karen	LMS	IA-II-Sped	N/A	8/1/2024
Owens, Todd	Maintenance	Director of MOT	Employment	8/24/2024
Rooney, Martha	EAA	Child Dev Assistant	Retire	8/24/2024
Salazar, Ysabella	ESS	ESS Health Tech	N/A	8/17/2024
Senn, Sierra	LP	IA-II-SPED	N/A	8/1/2024
Zych, Joseph	ESS	Child Dev Assistant	N/A	8/1/2024

M. Return from Leave (FMLA):

Employee Name	Location	Position	Effective Date
Cash, Stacey	LV	CSS	9/3/2024

N. Short Term Staff Agreement

Employee	Title	Start/End Date	Job Duties	Hourly Rate
Beard, James	Maintenance and Operations Facilitator Extra Help	8/26/24 - 10/1/2024	Facilitate the Bond Construction duties.	\$79.60

RECOMMENDATION:

Administration recommends approval of listed personnel appointments, changes of status, leave requests, resignations, dismissals, and consultants. This recommendation supports the following District goal: Assure the highest quality of school district services, including, but not limited to, academic, social, emotional and health services by hiring and retaining employees with not only required technical skills in the areas of their responsibilities but also the ability to handle diverse challenges.

LAKESIDE UNION SCHOOL DISTRICT

Governing Board Meeting Date: SEPTEMBER 12, 2024

Agenda Item:

COMMERCIAL WARRANT LISTING SHEET – for the period 07/20/2024 THRU 08/23/2024

Background (Describe purpose/rationale of the agenda item):

This is a required monthly report - per Board Policy #3300, "the Governing Board shall review all warrants issued by the district at their monthly Board meeting".

Fiscal Impact (Cost):

\$ 3,961,675.73

Funding Source:

General, ASB, Child Development, Child Nutrition, Bond, & Charter Schools (Barona, RVCS)

Addresses Emphasis Goal(s):

#1: Academic Achievement #2: Social Emotional #3: Physical Environments

Recommended Action:

- | | |
|--|---|
| <input type="checkbox"/> Informational | <input type="checkbox"/> Denial/Rejection |
| <input type="checkbox"/> Discussion | <input type="checkbox"/> Ratification |
| <input checked="" type="checkbox"/> Approval | <input type="checkbox"/> Explanation: Click here to enter text. |
| <input type="checkbox"/> Adoption | |

Originating Department/School: Business Services

Submitted/Recommended By:

Approved for Submission to the Governing Board:



Lisa Davis, Assistant Superintendent



Dr. Rhonda Taylor, Superintendent

Reviewed by Cabinet Member _____

BOARD WARRANT REPORT 7/20/2024 - 8/23/2024

Fund	Warrant ID	Vendor Name	Payment Date	Invoice Item Description	Amount Charged to Fund
0100	025198	CURRIER & HUDSON	8/5/2024	LEGAL FEES	11575.00
0100	025315	COAST MUSIC THERAPY INC.	8/7/2024	SPED SERVICES	468.75
0100	025316	DOCUSIGN, INC.	8/7/2024	DOCUSIGN	5336.00
0100	14180337	ASCEND SERVICES, INC.	7/22/2024	SPED SERVICES	56976.00
0100	14180338	AT&T	7/22/2024	MONTHLY PHONE SERVICE	2977.51
0100	14180339	A-Z BUS SALES INC.	7/22/2024	TRANS SUPPLIES	53.04
0100	14180342	DEPARTMENT OF JUSTICE	7/22/2024	FINGERPRINTING	326.00
0100	14180343	DINN BROS.	7/22/2024	TROPHIES	23.95
0100	14180344	MILE3 WEB DEVELOPMENT, INC.	7/22/2024	WEB DEVELOPMENT	17280.00
0100	14180345	STEPHEN HALFAKER	7/22/2024	SUPT CONSULTING	625.00
0100	14180348	KAPCO	7/22/2024	LIBRARY-BOOK COVERS;LABEL PROT	212.08
0100	14180349	LAKESIDE WATER DISTRICT	7/22/2024	MONTHLY WATER	1266.96
0100	14180350	MANDARIN MATRIX INC	7/22/2024	STUDENT ACCOUNT STANDARD K-5 E	13300.00
0100	14180351	OREILLY AUTO PARTS	7/22/2024	PARTS	1111.07
0100	14180354	SAN DIEGO GAS & ELECTRIC	7/22/2024	GAS AND ELECTRIC	31644.20
0100	14180355	SCHOLASTIC INC	7/22/2024	BOOKS	290.19
0100	14180356	SCHOOL SERVICES OF CA, INC	7/22/2024	TRAINING	275.00
0100	14180357	SHRED IT	7/22/2024	SHREDDING SERVICE	114.56
0100	14180360	TURF STAR	7/22/2024	MOT SUPPLIES	167.63
0100	14180361	TOTAL VISION PC, INC.	7/22/2024	SPED SERVICES	570.00
0100	14180362	VERBAL BEHAVIOR ASSOCIATES, INC.	7/22/2024	SPED SERVICES	18777.13
0100	14180363	VERIZON WIRELESS	7/22/2024	MONTHLY CELL SERVICE	1246.43
0100	14181418	ATKINSON, ANDELSON, LOYA, RUUD AND ROMO	7/25/2024	LEGAL FEES	5480.41
0100	14181419	ASCEND SERVICES, INC.	7/25/2024	SPED SERVICES	1127.00
0100	14181420	CROSS COUNTRY STAFFING, INC	7/25/2024	SPED SERVICES	3720.00
0100	14181421	CELEBRATE LIFE	7/25/2024	AWARDS	97.20
0100	14181422	California Dept of Tax and Fee	7/25/2024	QTR 4 SALES/USE TAX 4/24-6/24	748.86
0100	14181425	DION & SONS, INC.	7/25/2024	FUEL	3030.03
0100	14181426	3 CHORDS EPIC SPECIAL EDUCATION STAFFING	7/25/2024	SPED SERVICES	6160.00
0100	14181427	FIRST STUDENT INC.	7/25/2024	SPED SERVICES	2430.00
0100	14181428	IMAGINE LEARNING, LLC	7/25/2024	IMAGINE MATH AND LITERACY 3-YE	722103.81
0100	14181429	LAKESIDE WATER DISTRICT	7/25/2024	WATER SERVICE	1699.83
0100	14181430	QUADIENT LEASING USA, INC.	7/25/2024	POSTAGE LEASE	1253.81

BOARD WARRANT REPORT 7/20/2024 - 8/23/2024

Fund	Warrant ID	Vendor Name	Payment Date	Invoice Item Description	Amount Charged to Fund
0100	14181431	PAYTONS TRUE VALUE HARDWARE	7/25/2024	SUPPLIES	433.19
0100	14181432	LAKESIDE UNION SCHOOL DISTRICT	7/25/2024	REVOLVING CASH	6399.63
0100	14181433	SCHOOL FACILITY CONSULTANTS	7/25/2024	PROFESSIONAL SERVICES	551.25
0100	14181434	SUNBELT STAFFING	7/25/2024	SPED SERVICES	2093.00
0100	14181435	SYCAMORE LANDFILL	7/25/2024	DISPOSAL SERVICE	513.01
0100	14183592	3Strands	8/1/2024	TRAINING	125.00
0100	14183593	ASELTINE SCHOOL	8/1/2024	NPS TUITION	13251.11
0100	14183596	RACHEL CAMARERO	8/1/2024	REIMBURSEMENT	35.97
0100	14183597	COMPANION CORPORATION	8/1/2024	EDUCATIONAL SUBSCRIPTION	11609.00
0100	14183599	DATEL SYSTEMS INCORPORATED	8/1/2024	DATEL-EMAIL PROTECTION PN#BAR-	10972.50
0100	14183601	HOME DEPOT CREDIT SERVICES	8/1/2024	SUPPLIES	2359.96
0100	14183602	AKA Enterprise LLC dba Impact Canine Sol	8/1/2024	CANINE SERVICE	1725.50
0100	14183603	IMAGINE LEARNING, LLC	8/1/2024	PROFESSION SERVICE	1000.00
0100	14183604	INSTITUTE FOR EFFECTIVE EDUCATION	8/1/2024	NPS TUITION	13206.94
0100	14183605	The Koonings Center	8/1/2024	NPS TUITION	2553.20
0100	14183606	KYOCERA DOCUMENT SOLUTIONS WEST, LLC	8/1/2024	COPIER LEASE AND COPIES	812.90
0100	14183607	LEXIA VOYAGER SOPRIS INC.	8/1/2024	MATERIALS AND LICENSE	59004.74
0100	14183608	MISSION FEDERAL CREDIT UNION	8/1/2024	PCARD	12335.09
0100	14183609	NEWSELA	8/1/2024	LICENSING	3220.00
0100	14183610	PECKS HEAVY FRICTION INC	8/1/2024	TRANSPORTATION PARTS	355.58
0100	14183613	SPECIALIZED EDUCATION OF CALIFORNIA, INC	8/1/2024	NPS TUITION	4931.08
0100	14183614	SPARKLETTS	8/1/2024	WATER SERVICE	238.87
0100	14183615	ALL COPY PRODUCTS, INC	8/1/2024	PRINTING CHARGES	4718.73
0100	14183616	WELLS FARGO VENDOR FINANCIAL SERVICES	8/1/2024	COPIER LEASE	1977.34
0100	14183618	Zoho Corporation	8/1/2024	MANAGE ENGINE	2190.00
0100	14184679	Maria ARIAS-NICOLAS	8/5/2024	TRAVEL REIMBURSEMENT	181.60
0100	14184680	AAA WATER TENDER	8/5/2024	PARTS AND REPAIR	358.69
0100	14184683	CASBO	8/5/2024	CASBO RENEWAL	3500.00
0100	14184686	COMMERCIAL & INDUSTRIAL	8/5/2024	ROOF REPAIRS	775.36
0100	14184688	COLBI TECHNOLOGIES, INC.	8/5/2024	COLBI TECHNOLOGIES	7500.00
0100	14184689	NICOLE CURTIS	8/5/2024	TRAVEL REIMBURSEMENT	181.60
0100	14184690	REECE PLUMBING	8/5/2024	M&O parts	2393.80
0100	14184691	FRONTLINE EDUCATION	8/5/2024	FRONTLINE SUBSCRIPTION	12772.55

BOARD WARRANT REPORT 7/20/2024 - 8/23/2024

Fund	Warrant ID	Vendor Name	Payment Date	Invoice Item Description	Amount Charged to Fund
0100	14184692	HELIX WATER DISTRICT	8/5/2024	WATER UTILITY	2320.08
0100	14184693	LEAH HOPKINS	8/5/2024	TRAVEL REIMBURSEMENT	181.60
0100	14184694	INFINISOURCE INC.	8/5/2024	COBRA	3294.27
0100	14184695	Jennifer Collado-Perez	8/5/2024	SPED SERVICES	737.27
0100	14184696	LAKESIDE CHAMBER OF COMMERCE	8/5/2024	2024-25 MEMBERSHIP RENEWAL	150.00
0100	14184697	LAKESIDE WATER DISTRICT	8/5/2024	WATER UTILITY	1857.75
0100	14184698	LEADER SERVICES	8/5/2024	SPED SERVICES	1731.57
0100	14184701	MIRIAM MITLICH	8/5/2024	TRAVEL REIMBURSEMENT	181.60
0100	14184702	OFFICE DEPOT, INC.	8/5/2024	SUPPLIES	198.63
0100	14184703	DAVIS CONSULTING CORPORATION	8/5/2024	COPIER MANAGEMENT	1578.00
0100	14184704	LIANA PITMAN	8/5/2024	TRAVEL REIMBURSEMENT	181.60
0100	14184705	ANDREA PRECIADO	8/5/2024	TRAVEL REIMBURSEMENT	181.60
0100	14184706	SAN DIEGO COUNTY SCHOOL BOARDS	8/5/2024	2024-25 LUSD SCHOOL BOARD ASSO	331.49
0100	14184707	SAN DIEGO FENCE COMPANY	8/5/2024	M&O supply/parts	5343.06
0100	14184708	SITEONE LANDSCAPE SUPPLY HOLDING, LLC	8/5/2024	M&O supply	517.51
0100	14184709	SPECIALIZED THERAPY SERVICES	8/5/2024	SPED SERVICES	9814.88
0100	14184710	JENNIFER SPEEDIE	8/5/2024	TRAVEL REIMBURSEMENT	181.60
0100	14184711	SYCAMORE LANDFILL	8/5/2024	M&O Disposal Services	350.81
0100	14184712	THE STEPPING STONES GROUP, LLC	8/5/2024	SPED SERVICES	1578.91
0100	14184713	WAXIE SANITARY SUPPLY	8/5/2024	Custodial supply/parts	7932.80
0100	14185675	Jennifer Lynn Chandler	8/8/2024	TRAVEL REIMBURSEMENT	685.39
0100	14185676	ASSOCIATION OF CALIFORNIA SCHOOL ADMIN	8/8/2024	ACSA 24-25 MEMBERSHIP	3381.14
0100	14185677	ALPHA STUDIO DESIGN GROUP	8/8/2024	ARCHITECTURE FEES	9885.00
0100	14185679	BEVERLY JIMENEZ	8/8/2024	TRAVEL REIMBURSEMENT	175.16
0100	14185681	CAASFEP	8/8/2024	CAASFEP 2024 PROFESSIONAL LEAR	600.00
0100	14185682	CALIFORNIA ASSN OF FEDERALLY (CAFIS)	8/8/2024	CAFIS MEMBERSHIP FEES	71.00
0100	14185683	CELEBRATE LIFE	8/8/2024	AWARDS	413.10
0100	14185685	CODESP	8/8/2024	CODESP Membership	2675.00
0100	14185686	CORODATA SHREDDING, INC.	8/8/2024	CORODATA SHREDDING	346.00
0100	14185689	DATEL SYSTEMS INCORPORATED	8/8/2024	ONNSI RENEWAL-7/1/24-7/1/27	27618.00
0100	14185690	CAL PACIFIC TRUCK CENTER, LLC	8/8/2024	MOT SUPPLIES	897.16
0100	14185691	DION & SONS, INC.	8/8/2024	FUEL	3539.01
0100	14185694	EDCO DISPOSAL CORPORATION	8/8/2024	DISPOSAL SERVICE	7616.36

BOARD WARRANT REPORT 7/20/2024 - 8/23/2024

Fund	Warrant ID	Vendor Name	Payment Date	Invoice Item Description	Amount Charged to Fund
0100	14185695	FRONTLINE EDUCATION	8/8/2024	SUBSCRIPTION	77958.96
0100	14185699	Jennifer Collado-Perez	8/8/2024	MILEAGE REIMBURSEMENT	351.08
0100	14185700	KYOCERA DOCUMENT SOLUTIONS WEST, LLC	8/8/2024	COPIER LEASE AND COPIES	164.28
0100	14185701	LAKESHORE LEARNING MATERIALS	8/8/2024	SUPPLIES	170.62
0100	14185702	MOSYLE CORPORATION	8/8/2024	MOSYLE MANAGER PREMIUM LICENSE	20350.00
0100	14185703	NORTH COUNTY EDUCATIONAL PURCH CONSOR.	8/8/2024	NORTH COUNTY PURCHASING CONSOI	400.00
0100	14185704	OFFICE DEPOT, INC.	8/8/2024	SUPPLIES	144.21
0100	14185705	DAVIS CONSULTING CORPORATION	8/8/2024	COPIER Management	1578.00
0100	14185706	Point Loma Nazarene University	8/8/2024	HUMAN TRAFFICKING PREVENTION T	7000.00
0100	14185707	SCHOOL SERVICES OF CA, INC	8/8/2024	SCHOOL SERVICES OF CA FISCAL B	4680.00
0100	14185708	CARISSA SILVA	8/8/2024	TRAVEL REIMBURSEMENT	308.16
0100	14185710	KRISTIE SUMMERS	8/8/2024	TRAVEL REIMBURSEMENT	276.00
0100	14186888	SALINA LAGUNA	8/12/2024	MILEAGE REIMBURSEMENT	145.79
0100	14186892	COX COMMUNICATIONS	8/12/2024	NETWORKING SERVICE	5352.18
0100	14186895	EDD	8/12/2024	HR Services	467.40
0100	14186896	INFINITE CAMPUS, INC.	8/12/2024	CLOUD CHOICE APPLICATION HOSTI	77246.65
0100	14186897	PREMIERE SPEAKERS BUREAU, INC.	8/12/2024	SPEAKER	3487.00
0100	14186898	PAYTONS TRUE VALUE HARDWARE	8/12/2024	SUPPLIES	938.97
0100	14186901	RAYNE OF SAN DIEGO	8/12/2024	WATER SERVICE	152.00
0100	14186902	JANETTE RIDGELS	8/12/2024	TRAVEL REIMBURSEMENT	87.00
0100	14186903	JEWELL ENTERPRISES SD LLC	8/12/2024	PRINTING	2088.11
0100	14186904	WESTERN SIGN & AWNING, INC.	8/12/2024	NEW D/F POLE SIGN	20732.80
0100	14188189	DOCUMENT TRACKING SERVICES	8/15/2024	DOCUMENT TRACKING SERVICES	3435.00
0100	14188191	AAA WATER TENDER	8/15/2024	PARTS AND REPAIR	85.99
0100	14188192	AGRICULTURAL PEST CONTROL	8/15/2024	M&O service	730.00
0100	14188193	ALLIED REFRIGERATION INC	8/15/2024	MOT SUPPLIES	642.56
0100	14188194	AZUMA TECH SYSTEMS INC.	8/15/2024	M&O service	314.00
0100	14188195	CLARK SECURITY PRODUCTS	8/15/2024	SECUIRTY	2333.78
0100	14188197	COMPETITIVE METALS, INC	8/15/2024	M&O supply	504.78
0100	14188198	AMANDA COLLINS	8/15/2024	REIMBURSEMENT	45.00
0100	14188199	CED-SAN DIEGO CONSOLIDATED ELECTRIC	8/15/2024	M&O parts	355.11
0100	14188200	CPI	8/15/2024	CPI MEMBERSHIP RENEWAL FOR ALE	200.00
0100	14188201	CURRICULUM ASSOCIATES LLC	8/15/2024	ELLEVATION 24/25 SCHOOL YEAR	7000.00

BOARD WARRANT REPORT 7/20/2024 - 8/23/2024

Fund	Warrant ID	Vendor Name	Payment Date	Invoice Item Description	Amount Charged to Fund
0100	14188202	DANIELLE CLARK	8/15/2024	TRAVEL REIMBURSEMENT	342.88
0100	14188203	CAL PACIFIC TRUCK CENTER, LLC	8/15/2024	TRANS Gen parts	782.97
0100	14188205	FRANCHISE TAX BOARD	8/15/2024	FRANCHISE TAX WITHHOLDING	420.00
0100	14188206	GRAINGER	8/15/2024	M&O supply/parts	112.10
0100	14188207	HAWTHORNE RENT-IT SERVICE	8/15/2024	M&O equipment rental	1096.19
0100	14188208	IMPERIAL SPRINKLER SUPPLY, INC.	8/15/2024	M&O supply/parts	1803.32
0100	14188209	INTERLINK SUPPLY OF SAN DIEGO	8/15/2024	M&O supply/parts/repair	405.78
0100	14188210	JENNIFER MARTIGNETTI	8/15/2024	TRAVEL REIMBURSEMENT	207.00
0100	14188211	LAKESIDE EQUIPMENT	8/15/2024	M&O Equipment Rental	2006.35
0100	14188213	NTP, INC.	8/15/2024	M&O service/repair	380.00
0100	14188214	OREILLY AUTO PARTS	8/15/2024	M&O parts	1654.10
0100	14188216	PARTS AUTHORITY LLC	8/15/2024	PARTS AND SUPPLIES	214.04
0100	14188217	JANETTE RIDGELS	8/15/2024	TRAVEL REIMBURSEMENT	669.76
0100	14188218	ROADONE	8/15/2024	SERVICE	128.00
0100	14188219	SAFETY-KLEEN SYSTEMS, INC.	8/15/2024	SERVICE	782.35
0100	14188220	SAN DIEGO FENCE COMPANY	8/15/2024	M&O supply/parts	2873.06
0100	14188221	SITEONE LANDSCAPE SUPPLY HOLDING, LLC	8/15/2024	M&O supply	27.36
0100	14188224	KRISTIE SUMMERS	8/15/2024	REIMBURSEMENT	298.49
0100	14188225	JEWELL ENTERPRISES SD LLC	8/15/2024	PRINTING: STATE OF THE DISTRICT	587.24
0100	14188226	BORDER RECAPPING, LLC	8/15/2024	MOT SERVICE	185.00
0100	14189670	AMAZON CAPITAL SERVICES, INC.	8/19/2024	SUPPLIES	5008.94
0100	14189672	CALIFORNIA SCHOOL BOARDS ASSN	8/19/2024	CSBA MEMBERSHIP 7/1/2024-6/30/	24036.00
0100	14189674	CORODATA SHREDDING, INC.	8/19/2024	SHREDDING SERVICE	36.75
0100	14189675	CRISP ENTERPRISES, INC. CRISP IMAGING	8/19/2024	PRINTING	191.80
0100	14189679	HOLLANDIA DAIRY	8/19/2024	CN Milk (SCA Funds)	2789.61
0100	14189680	Image One Corporation	8/19/2024	ALTERNATIVE FUNDING FORM DESIGN	1950.00
0100	14189681	KYOCERA DOCUMENT SOLUTIONS WEST, LLC	8/19/2024	COPIER LEASE AND COPIES	789.09
0100	14189682	LEADER SERVICES	8/19/2024	PROFESSIONAL SERVICES	2625.00
0100	14189685	OFFICE DEPOT, INC.	8/19/2024	SUPPLIES	125.97
0100	14189686	RAYNE OF SAN DIEGO	8/19/2024	WATER SERVICE	70.00
0100	14189687	SAN DIEGO GAS & ELECTRIC	8/19/2024	GAS AND ELECTRIC	12408.81
0100	14189688	SHRED IT	8/19/2024	SHREDDING SERVICE	107.31
0100	14189691	VERIZON WIRELESS	8/19/2024	CELL PHONE SERVICE	1883.20

BOARD WARRANT REPORT 7/20/2024 - 8/23/2024

Fund	Warrant ID	Vendor Name	Payment Date	Invoice Item Description	Amount Charged to Fund
0100	14189693	WELLS FARGO VENDOR FINANCIAL SERVICES	8/19/2024	COPIER LEASE	907.79
0100	14190827	AAA WATER TENDER	8/22/2024	M&O supply/parts/repair	107.66
0100	14190828	ASSOCIATION OF CALIFORNIA SCHOOL ADMIN	8/22/2024	ACSA MEMBERSHIP	1690.56
0100	14190829	ALLIED REFRIGERATION INC	8/22/2024	M&O supply/parts	391.82
0100	14190830	AMAZON CAPITAL SERVICES, INC.	8/22/2024	SUPPLIES	782.80
0100	14190832	CED-SAN DIEGO CONSOLIDATED ELECTRIC	8/22/2024	M&O parts	243.05
0100	14190833	CPI	8/22/2024	CPI MEMBERSHIP RENEWAL-	400.00
0100	14190834	DANNIS WOLIVER KELLEY	8/22/2024	LEGAL FEES	1586.50
0100	14190835	DATA DISPOSAL, INC.	8/22/2024	SHREDDING SERVICE	35.00
0100	14190836	DATEL SYSTEMS INCORPORATED	8/22/2024	DATEL THINKPAD	2016.15
0100	14190837	TIMOTHY D ARMSTRONG	8/22/2024	Retractable Banner	355.58
0100	14190838	DION & SONS, INC.	8/22/2024	FUEL	2630.54
0100	14190839	FIRST STUDENT INC.	8/22/2024	SPED Student Transportation	1560.00
0100	14190841	HOME DEPOT CREDIT SERVICES	8/22/2024	SUPPLIES/TECH APPLIANCES	6025.06
0100	14190842	IMPERIAL SPRINKLER SUPPLY, INC.	8/22/2024	M&O supply/parts	17.45
0100	14190843	LAKESIDE WATER DISTRICT	8/22/2024	WATER SERVICE	4511.68
0100	14190845	OLDCASTLE INFRASTRUCTURE, INC.	8/22/2024	MOT SUPPLIES	1663.67
0100	14190846	COUNTY OF SAN DIEGO	8/22/2024	ANNUAL SEWER SERVICE	49063.82
0100	14190847	SAN DIEGO GAS & ELECTRIC	8/22/2024	GAS AND ELECTRIC	31852.42
0100	14190849	SAN JOAQUIN CO. OFFICE OF EDUC	8/22/2024	EdJoin	1047.11
0100	14190850	SHRED IT	8/22/2024	LC Lottery	155.60
0100	14190851	SMART & FINAL	8/22/2024	SUPPLIES	164.14
0100	14190852	SPARKLETTS	8/22/2024	WATER SERVICE	147.76
0100	14190853	STARFALL EDUCATION	8/22/2024	SUPPLIES	355.00
0100	14190854	STANDARD ELECTRONICS, INC	8/22/2024	24/7 CENTRAL STATION FIRE ALAR	3300.00
0100	14190855	TOTAL VISION PC, INC.	8/22/2024	VISION THERAPY SESSION	380.00
0100	14190856	WAXIE SANITARY SUPPLY	8/22/2024	Custodial supply/parts	19710.34
0100	14190857	WEBBS RV SUPPLY	8/22/2024	M&O parts	22.56
0100 TOTAL				GENERAL	1,631,139.95
0800	14181422	California Dept of Tax and Fee	7/25/2024	QTR 4 SALES/USE TAX 4/24-6/24	0.93
0800	14183611	Playground Outfitters, LLC	8/1/2024	EQUIPMENT	3297.00
0800 TOTAL				ASB	3,297.93
1200	14180353	PETER PIPER PIZZA	7/22/2024	ESS CAMP	620.49

BOARD WARRANT REPORT 7/20/2024 - 8/23/2024

Fund	Warrant ID	Vendor Name	Payment Date	Invoice Item Description	Amount Charged to Fund
1200	14180358	SMART & FINAL	7/22/2024	ESS CAMP	684.04
1200	14181424	DAVE & BUSTERS of CALIFORNIA, Inc.	7/25/2024	ESS CAMP	7915.95
1200	14181425	DION & SONS, INC.	7/25/2024	FUEL	120.56
1200	14181432	LAKESIDE UNION SCHOOL DISTRICT	7/25/2024	REVOLVING CASH	10010.00
1200	14183598	DAVE & BUSTERS of CALIFORNIA, Inc.	8/1/2024	ESS CAMP	1357.02
1200	14183608	MISSION FEDERAL CREDIT UNION	8/1/2024	P CARD	2552.61
1200	14183612	SEA WORLD OF CALIFORNIA	8/1/2024	ESS CAMP	62496.00
1200	14183614	SPARKLETTS	8/1/2024	WATER SERVICE	2.34
1200	14183615	ALL COPY PRODUCTS, INC	8/1/2024	PRINTER FEES	2.34
1200	14183616	WELLS FARGO VENDOR FINANCIAL SERVICES	8/1/2024	COPIER LEASE	106.82
1200	14184681	ROBYN BOWMAN	8/5/2024	TRAVEL REIMBURSEMENT	190.00
1200	14185691	DION & SONS, INC.	8/8/2024	FUEL	188.71
1200	14185694	EDCO DISPOSAL CORPORATION	8/8/2024	DISPOSAL SERVICE	127.39
1200	14186892	COX COMMUNICATIONS	8/12/2024	NETWORKING SERVICE	38.58
1200	14186893	DAVE & BUSTERS of CALIFORNIA, Inc.	8/12/2024	ESS CAMP	7915.95
1200	14186899	PETER PIPER PIZZA	8/12/2024	ESS CAMP	821.63
1200	14188212	JERRED MURPHY	8/15/2024	REIMBURSEMENT	12162.39
1200	14188222	SMART & FINAL	8/15/2024	ESS CAMP	168.17
1200	14189669	ALBERTSONS	8/19/2024	CAMP	282.20
1200	14189676	DAVE & BUSTERS of CALIFORNIA, Inc.	8/19/2024	ESS CAMP	7237.45
1200	14189687	SAN DIEGO GAS & ELECTRIC	8/19/2024	GAS AND ELECTRIC	431.78
1200	14189693	WELLS FARGO VENDOR FINANCIAL SERVICES	8/19/2024	COPIER LEASE	106.82
1200	14190830	AMAZON CAPITAL SERVICES, INC.	8/22/2024	SUPPLIES	25.39
1200	14190838	DION & SONS, INC.	8/22/2024	FUEL	223.36
1200	14190847	SAN DIEGO GAS & ELECTRIC	8/22/2024	GAS AND ELECTRIC	1325.27
1200	14190851	SMART & FINAL	8/22/2024	SUPPLIES	2743.89
1200	14190852	SPARKLETTS	8/22/2024	WATER SERVICE	1.17
1200 TOTAL				CHILD DEVELOPMENT	119,858.32
1300	14180338	AT&T	7/22/2024	MONTHLY PHONE SERVICE	20.06
1300	14180346	Hobart Service	7/22/2024	EQUIPMENT PART/SERVICE	1140.72
1300	14180347	HOLLANDIA DAIRY	7/22/2024	DAIRY SUPPLIES	9585.88
1300	14180358	SMART & FINAL	7/22/2024	CN Broadline	165.77
1300	14180363	VERIZON WIRELESS	7/22/2024	MONTHLY CELL SERVICE	675.99

BOARD WARRANT REPORT 7/20/2024 - 8/23/2024

Fund	Warrant ID	Vendor Name	Payment Date	Invoice Item Description	Amount Charged to Fund
1300	14181422	California Dept of Tax and Fee	7/25/2024	QTR 4 SALES/USE TAX 4/24-6/24	359.57
1300	14181425	DION & SONS, INC.	7/25/2024	FUEL	97.81
1300	14181431	PAYTONS TRUE VALUE HARDWARE	7/25/2024	SUPPLIES	13.32
1300	14183608	MISSION FEDERAL CREDIT UNION	8/1/2024	P CARD	531.69
1300	14183614	SPARKLETTS	8/1/2024	WATER SERVICE	14.10
1300	14183615	ALL COPY PRODUCTS, INC	8/1/2024	PRINTER FEES	258.23
1300	14184684	CALIFORNIA DEPT OF EDUCATION	8/5/2024	CN Produce	538.20
1300	14184685	CHEMSEARCH	8/5/2024	CN Services	574.53
1300	14184687	CSNA	8/5/2024	CSNA REGISTRATION - KRISTIE	655.00
1300	14184699	dba HEARTLAND SCHOOL SOLUTIONS	8/5/2024	CN Services	1090.00
1300	14184700	MAD WRAPS	8/5/2024	CN TRUCK WRAP	3077.34
1300	14184713	WAXIE SANITARY SUPPLY	8/5/2024	CN Supplies	907.90
1300	14185678	AMERICAN PRODUCE DISTRIBUTORS	8/8/2024	CN Produce	3704.81
1300	14185684	CHEMSEARCH	8/8/2024	CN Services	390.29
1300	14185688	CULLIGAN	8/8/2024	CN Repair/Rental	58.54
1300	14185691	DION & SONS, INC.	8/8/2024	FUEL	280.10
1300	14185692	DOMINOS PIZZA	8/8/2024	CN Broadline	1493.07
1300	14185693	ECOLAB FOOD SAFETY SPECIALTIES	8/8/2024	CN Supplies	120.80
1300	14185696	GARCIAS PUEBLA MERCADO	8/8/2024	CN Broadline	363.50
1300	14185697	GOLD STAR FOODS INC	8/8/2024	CN Broadline	3762.15
1300	14185698	HUBERT COMPANY, LLC	8/8/2024	EQUIPMENT	1063.80
1300	14185700	KYOCERA DOCUMENT SOLUTIONS WEST, LLC	8/8/2024	COPIER LEASE AND COPIES	6.84
1300	14185709	SMART & FINAL	8/8/2024	CN Broadline	366.58
1300	14185711	TEMPERATURE DESIGN REFRIGERATION	8/8/2024	CN Repair/Rental	166.00
1300	14185712	WAXIE SANITARY SUPPLY	8/8/2024	CN Supplies	811.81
1300	14186887	Heather Marie Ragole-Guidi	8/12/2024	TRAVEL REIMBURSEMENT	309.83
1300	14186889	ROBIN ASTOLFI	8/12/2024	TRAVEL REIMBURSEMENT	309.23
1300	14186890	CALIFORNIA DEPT OF EDUCATION	8/12/2024	CN Commodities	202.80
1300	14186891	COUNTY BURNER & MACHINERY CORP	8/12/2024	CN Repair/Rental	410.00
1300	14186894	ECOLAB FOOD SAFETY SPECIALTIES	8/12/2024	CN Supplies	225.96
1300	14186898	PAYTONS TRUE VALUE HARDWARE	8/12/2024	CN Supplies	2.14
1300	14188190	Jennifer Lynn Chandler	8/15/2024	REIMBURSEMENT	37.79
1300	14188222	SMART & FINAL	8/15/2024	CN Broadline	52.65

BOARD WARRANT REPORT 7/20/2024 - 8/23/2024

Fund	Warrant ID	Vendor Name	Payment Date	Invoice Item Description	Amount Charged to Fund
1300	14188224	KRISTIE SUMMERS	8/15/2024	CONFERENCE	93.19
1300	14189677	FREEZING POINT LLC	8/19/2024	CN Snack	2522.60
1300	14189681	KYOCERA DOCUMENT SOLUTIONS WEST, LLC	8/19/2024	COPIER LEASE AND COPIES	6.84
1300	14189683	dba HEARTLAND SCHOOL SOLUTIONS	8/19/2024	CN Services	9794.00
1300	14189689	SMART & FINAL	8/19/2024	CN Broadline	59.21
1300	14189691	VERIZON WIRELESS	8/19/2024	CELL SERVICE	50.94
1300	14189692	WAXIE SANITARY SUPPLY	8/19/2024	CN Supplies	3254.44
1300	14190831	CALIFORNIA DEPT OF EDUCATION	8/22/2024	CN Commodities	405.60
1300	14190838	DION & SONS, INC.	8/22/2024	FUEL	70.09
1300	14190848	SAN DIEGO RESTAURANT SUPPLY	8/22/2024	EQUIPMENT	93787.77
1300	14190852	SPARKLETTS	8/22/2024	WATER	19.04
1300 TOTAL				CHILD NUTRITION	143,908.52
2519	024772	PACIFIC MOBILE STRUCTURES, INC.	7/22/2024	Rental	1782.20
2519	14185677	ALPHA STUDIO DESIGN GROUP	8/8/2024	ARCHITECT FEES	3829.75
2519	14190840	GEM INDUSTRIAL	8/22/2024	TECH BUILDING	1525320.00
2519	14190844	NATIONAL CONSTRUCTION RENTALS, INC.	8/22/2024	Month-to-Month Bathroom Traile	2015.50
2519 TOTAL				CAPITAL FACILITIES	1,532,947.45
4000	14184714	WESTERN ENVIRONMENTAL & SAFETY	8/5/2024	KITCHEN FLOOR INSPECTION	2990.00
4000	14185677	ALPHA STUDIO DESIGN GROUP	8/8/2024	ARCHITECT FEES	1100.00
4000	14188196	CLIMATEC, INC.	8/15/2024	MODERNIZATION SOLAR	266010.95
4000	14190840	GEM INDUSTRIAL	8/22/2024	TDS SECURITY FENCE	145825.00
4000 TOTAL				SPECIAL RESERVE	415,925.95
6200	14180340	BARONA BAND OF MISSION INDIANS	7/22/2024	FACILITY RENTAL	23825.00
6200	14180341	CCSA	7/22/2024	CHARTER MEMBERSHIP	1255.50
6200	14180359	SPECIALIZED THERAPY SERVICES	7/22/2024	SPED SERVICES	21665.98
6200	14180364	WILKINSON HADLEY KING & CO LLP	7/22/2024	23-24 audit PROGRESS	2550.00
6200	14181422	California Dept of Tax and Fee	7/25/2024	QTR 4 SALES/USE TAX 4/24-6/24	190.91
6200	14183594	Budget Blinds of Escondido	8/1/2024	CELLULAR SHADES	6383.40
6200	14188204	EXPLORE LEARNING LLC	8/15/2024	BICS CURRICULUM	2846.90
6200	14188223	SPECIALIZED THERAPY SERVICES	8/15/2024	BICS SPED SERVICES	13659.73
6200	14188227	U.S. BANK CORPORATE PYMT SYS	8/15/2024	BICS CREDIT CARD	3493.27
6200	14189668	DOCUMENT TRACKING SERVICES	8/19/2024	TRACKING SERVICE	425.00
6200	14189678	FRANKLIN COVEY	8/19/2024	MEMBERSHIP	5500.00

BOARD WARRANT REPORT 7/20/2024 - 8/23/2024

Fund	Warrant ID	Vendor Name	Payment Date	Invoice Item Description	Amount Charged to Fund
6200	14189684	MEMORY BOOK COMPANY	8/19/2024	SUPPLIES	64.20
6200 TOTAL				BARONA CHARTER	81,859.89
6201	025197	SAVVAS LEARNING COMPANY LLC	8/5/2024	CURRICULUM	1237.50
6201	14180336	ANECO PEST MANAGEMENT	7/22/2024	BI MONTHLY PEST CONTROL	495.00
6201	14180338	AT&T	7/22/2024	MONTHLY PHONE SERVICE	103.18
6201	14180365	XEROX FINANCIAL SERVICES, LLC	7/22/2024	COPIER LEASE	1506.60
6201	14181422	California Dept of Tax and Fee	7/25/2024	QTR 4 SALES/USE TAX 4/24-6/24	26.73
6201	14183595	CALIFORNIA COAST CREDIT UNION	8/1/2024	RVCS CREDIT CARD	1652.21
6201	14183600	GROSSMONT UNION HIGH SCHOOL DISTRICT	8/1/2024	JUNE 2024 MEALS RVCS	582.50
6201	14183601	HOME DEPOT CREDIT SERVICES	8/1/2024	SUPPLIES	410.91
6201	14183614	SPARKLETTS	8/1/2024	WATER SERVICE	17.55
6201	14184682	CALIFORNIA COAST CREDIT UNION	8/5/2024	RVCS CREDIT CARD	780.79
6201	14184713	WAXIE SANITARY SUPPLY	8/5/2024	SUPPLIES	294.80
6201	14185680	BRIGHAM YOUNG UNIVERSITY	8/8/2024	HSS ENROLLMENT	360.00
6201	14185687	COX COMMUNICATIONS	8/8/2024	NETWORKING SERVICE	990.00
6201	14185694	EDCO DISPOSAL CORPORATION	8/8/2024	DISPOSAL SERVICE	284.82
6201	14185713	XEROX FINANCIAL SERVICES, LLC	8/8/2024	Copier Lease 2024-25	1506.60
6201	14186900	POWERSCHOOL GROUP, LLC	8/12/2024	SW-NAV-S-NVCO NAVIANCE CORE	2673.00
6201	14189671	BLICK ART MATERIALS	8/19/2024	SUPPLIES	4076.86
6201	14189673	CIF-SAN DIEGO SECTION	8/19/2024	REGISTRATION	3780.00
6201	14189687	SAN DIEGO GAS & ELECTRIC	8/19/2024	GAS AND ELECTRIC	4183.49
6201	14189690	TEXTBOOK WAREHOUSE LLC	8/19/2024	CURRICULUM	767.21
6201	14190841	HOME DEPOT CREDIT SERVICES	8/22/2024	SUPPLIES	1138.29
6201	14190846	COUNTY OF SAN DIEGO	8/22/2024	ANNUAL SEWER FEE	5852.13
6201	14190852	SPARKLETTS	8/22/2024	WATER SERVICE	17.55
6201 TOTAL				RIVER VALLEY CHARTER	32,737.72
GRAND TOTAL					\$ 3,961,675.73

LAKESIDE UNION SCHOOL DISTRICT

Governing Board Meeting Date: September 12, 2024

Agenda Item:

REVOLVING CASH FUND REGISTER

Background (Describe purpose/rationale of the agenda item):

LISTING OF ALL TRANSACTIONS (PAYROLL MISCELLANEOUS, PROFESSIONAL DEVELOPMENT) FOR THE PERIOD OF 7/19 - 8/15/24 PRIOR TO BOARD MEETING.

Fiscal Impact (Cost):

\$ 4,728.39

Funding Source:

GENERAL FUND, DONATION ACCOUNTS, ETC.

Addresses Emphasis Goal(s):

#1: Academic Achievement #2: Social Emotional #3: Physical Environments

Recommended Action:

- | | |
|--|---|
| <input type="checkbox"/> Informational | <input type="checkbox"/> Denial/Rejection |
| <input type="checkbox"/> Discussion | <input type="checkbox"/> Ratification |
| <input checked="" type="checkbox"/> Approval | <input type="checkbox"/> Explanation: Click here to enter text. |
| <input type="checkbox"/> Adoption | |

Originating Department/School: Business Services

Submitted/Recommended By:

Approved for Submission to the Governing Board:



Lisa Davis, Assistant Superintendent



Dr. Rhonda Taylor, Superintendent

Reviewed by Cabinet Member _____

LAKESIDE UNION SCHOOL DISTRICT
RCF 2425-0002

#	Date	Ck#	Name	Memo/Description	Check Amount
RCF 2425-0002	7/24/2024	40339	Kana Penn	Deposit for Workshop on 8/6/24	472.50
RCF 2425-0002	7/25/2024	40340	Brenda Kowalski	2023-24 Retro Payment	776.39
RCF 2425-0002	7/25/2024	40341	Sonia Joyce	2023-24 Retro Payment	1,000.00
RCF 2425-0002	8/5/2024	40342	Kimberly Hanby	ACH return for July Payroll JN#1312094	709.96
RCF 2425-0002	8/5/2024	40343	Kana Penn	Deposit for Workshop on 8/6/24	472.50
RCF 2425-0002	8/8/2024	40344	Abigail Grondin	July paycheck lost in mail JN#1315258	1,297.04
					\$ 4,728.39

LAKESIDE UNION SCHOOL DISTRICT

Governing Board Meeting Date: September 12, 2024

Agenda Item:

Ratification of Purchase Orders and Change Orders Listing (July 16, 2024, to August 15, 2024)

Background (Describe purpose/rationale of the agenda item):

The Governing Board must ratify all purchase orders and change orders that have been created pursuant to the authority granted under Education Code 17605 and Board Policy 3300 that authorizes staff to purchase supplies, materials, equipment, and services up to the amounts specified in Public Contract Code 20111. In addition, the Governing Board should review and ratify all purchase orders and change orders from July 16, 2024, to August 15, 2024, are attached.

Fiscal Impact (Cost):

\$2,301,169.10

Funding Source:

General Fund Total: \$2,036,089.00, ASB Fund Total: \$32,325.00, Child Development Total: \$83,529.09
Child Nutrition Total: \$73,105.01, Developer Fees Fund Total \$24,186.00, Special Reserve Fund \$51,935.00

Addresses Emphasis Goal(s):

#1: Academic Achievement #2: Social Emotional #3: Physical Environments

Recommended Action:

- | | |
|--|---|
| <input type="checkbox"/> Informational | <input type="checkbox"/> Denial/Rejection |
| <input type="checkbox"/> Discussion | <input checked="" type="checkbox"/> Ratification |
| <input type="checkbox"/> Approval | <input type="checkbox"/> Explanation: Click here to enter text. |
| <input type="checkbox"/> Adoption | |

Originating Department/School: Business Services

Submitted/Recommended By:

Approved for Submission to the Governing Board:



Lisa Davis, Assistant Superintendent



Dr. Rhonda Taylor, Superintendent

Reviewed by Cabinet Member _____

PURCHASE ORDERS
JULY 16, 2024 - AUGUST 15, 2024

PO No.	Supplier	PO Ref	Fund	Site/Dept	Total
0000010652	CURRICULUM ASSOCIATES LLC	ELLEVATION	0100	Education Services	8,190.58
0000010653	CPI	CPI - RENEWAL FOR AGARCIA	0100	Special Education	5,209.30
0000010654	DOCUSIGN, INC.	DOCUSIGN RENEWAL	0100	Business Services	5,336.00
0000010655	INFINISOURCE INC.	ISOLVED- COBRA	0100	Business Services	3,294.27
0000010656	CALIFORNIA SCHOOL BOARDS ASSN	CSBA Annual Membership/Policie	0100	Superintendent	24,036.00
0000010657	CAASFEP	CAASFEP - B. Jimenez	0100	Education Services	600.00
0000010658	DATEL SYSTEMS INCORPORATED	Datel ONNSI Renewal	0100	Technology	27,618.00
0000010659	LAKESIDE CHAMBER OF COMMERCE	2024-25 MEMBERSHIP RENEWAL	0100	Superintendent	150.00
0000010660	DATEL SYSTEMS INCORPORATED	Datel - Barracuda Email Protec	0100	Technology	10,972.50
0000010661	SCHOOL SERVICES OF CA, INC	School Services of CA - Fiscal	0100	Business Services	4,680.00
0000010662	MILE3 WEB DEVELOPMENT, INC.	EDPRESS Mile3 Web Development	0100	Technology	17,280.00
0000010664	STANDARD ELECTRONICS, INC	Stand Elect-Fire Alarm Monitor	0100	Maintenance & Operations	6,600.00
0000010665	DATEL SYSTEMS INCORPORATED	DATEL THINKPAD FOR DEEDEE	0100	Technology	2,016.15
0000010670	LAKESHORE LEARNING MATERIALS	Lakeshore - Alana-LEAPP	0100	Special Education	170.62
0000010672	Riverside County Office Of Education	Equity - N. Winspear	0100	Education Services	350.00
0000010673	AMAZON CAPITAL SERVICES, INC.	Amazon - Weighted Vests-ESY	0100	Special Education	161.65
0000010674	HOME DEPOT CREDIT SERVICES	TECH WG66340717 & WG66340718	0100	Technology	4,781.45
0000010675	AMAZON CAPITAL SERVICES, INC.	TECH Lobby Chairs & Casters	0100	Technology	180.59
0000010676	SAN DIEGO COUNTY SCHOOL BOARDS	School Boards Dues 24-25	0100	Superintendent	331.49
0000010677	JEWELL ENTERPRISES SD LLC	BUSINESS CARDS	0100	Superintendent	105.60
0000010678	CELEBRATE LIFE	Perpetual Plaques	0100	Superintendent	96.98
0000010679	COLBI TECHNOLOGIES, INC.	COLBI TECHNOLOGIES	0100	Business Services	7,500.00
0000010680	SAN DIEGO COUNTY OFFICE OF ED	SAN DIEGO COUNTY OFFICE OF ED	0100	Human Resources	139.00
0000010693	RUSH TRUCK CENTERS OF CA	2024/25 SUPPLIES	0100	Transportation	2,155.00
0000010695	DION & SONS, INC.	DW GAS 2024/25	0100	Technology	58,723.76
0000010703	WELLS FARGO VENDOR FINANCIAL SERVICES	DW	0100	Special Education	25,106.84
0000010709	AMAZON CAPITAL SERVICES, INC.	BOOKS - UNLEARNING: CHANGING Y	0100	Special Education	140.08
0000010710	ASSOCIATION OF CALIFORNIA SCHOOL ADMIN	ACSA L. DAVIS RENEWAL	0100	Business Services	1,690.58
0000010713	AMAZON CAPITAL SERVICES, INC.	DA SUPPLIES 2024/25	0100	Flex School	5,480.17
0000010718	AMAZON CAPITAL SERVICES, INC.	LC SUPPLIES 2024/25	0100	Lemon Crest	20,056.24
0000010719	CELEBRATE LIFE	SERVICE AWARDS	0100	Human Resources	412.14
0000010720	NEWSELA	FORMATIVE V2025-21	0100	Education Services	3,220.00
0000010722	DATEL SYSTEMS INCORPORATED	SQ-325826 CAMERA AXIS	0100	Technology	19,482.28
0000010724	SCHOOL SPECIALTY, INC	DA FURNITURE ORDER	0100	Flex School	11,992.16
0000010726	STS EDUCATION	TECH TEACHERS LAPTOPS (5 Year)	0100	Technology	50,300.93
0000010727	MOSLYE CORPORATION	MOSLYE CORP LICENSE FEE	0100	Technology	20,350.00
0000010728	COALITION FOR ADEQUATE SCHOOL HOUSING	CASH - ONE YEAR SUBSCRIPTION	0100	Business Services	559.00
0000010731	NCS PEARSON, INC	PEARSON - SLP CELF5	0100	Special Education	703.56
0000010733	PAR, INC.	PAR- ONLINE PROTOCOLS	0100	Psychology Services	788.38
0000010735	ALL COPY PRODUCTS, INC	2024-25 DW Printer Service	0100	Lakeside Farms	11,141.00
0000010736	DOCUMENT TRACKING SERVICES	DTS V2025-22	0100	Education Services	3,435.00
0000010737	NORTH COUNTY EDUCATIONAL PURCH CONSOR.	N County Consortium Member Fee	0100	Business Services	400.00
0000010738	CALIFORNIA ASSN OF FEDERALLY (CAFIS)	CAFIS Membership Fees	0100	Business Services	71.00
0000010740	EDCO DISPOSAL CORPORATION	DW Trash 2024/25	0100	Tierra Del Sol	115,715.10
0000010741	COX COMMUNICATIONS	DW Internet 2024/25	0100	Technology	20,194.00
0000010742	AMAZON CAPITAL SERVICES, INC.	PS Spllies 2024/25	0100	Pupil Services	538.75
0000010743	AMAZON CAPITAL SERVICES, INC.	LF SUPPLIES 2024/25	0100	Lakeside Farms	34,262.67
0000010744	AMAZON CAPITAL SERVICES, INC.	WG Supplies 2024/25	0100	Winter Gardens	2,553.68
0000010745	PREMIERE SPEAKERS BUREAU, INC.	Welcome Back Speaker 2024/25	0100	Superintendent	-525.00
0000010745	PREMIERE SPEAKERS BUREAU, INC.	Welcome Back Speaker 2024/25	0100	Superintendent	8,025.00
0000010745	PREMIERE SPEAKERS BUREAU, INC.	Welcome Back Speaker 2024/25	0100	Superintendent	-4,013.00
0000010748	AMAZON CAPITAL SERVICES, INC.	LMS Supplies 2024/25	0100	Lakeside Middle School	53,982.75
0000010749	AMAZON CAPITAL SERVICES, INC.	LP Supplies 2024/25	0100	Lindo Park	9,389.00
0000010750	AMAZON CAPITAL SERVICES, INC.	LV Supplies 2024/25	0100	Lakeview	11,982.50
0000010752	AMAZON CAPITAL SERVICES, INC.	RV Supplies 2024/25	0100	Riverview	27,018.32
0000010753	CANON FINANCIAL SERVICES, INC	DO Copier Lease 2024/25	0100	Superintendent	3,789.87
0000010754	SOUTH COAST COPY SYSTEMS	DO Copier Service 2024/25	0100	Superintendent	3,799.42
0000010755	AMAZON CAPITAL SERVICES, INC.	TDS Supplies 2024/25	0100	Tierra Del Sol	35,202.49
0000010759	SOUTHWEST SCHOOL & OFFICE SUPPLY	WG Supplies 2024/25	0100	Winter Gardens	2,600.01
0000010760	SOUTHWEST SCHOOL & OFFICE SUPPLY	TDS Supplies 2024/25	0100	Tierra Del Sol	10,775.00
0000010761	SOUTHWEST SCHOOL & OFFICE SUPPLY	LV Supplies 2024/25	0100	Lakeview	1,499.88
0000010762	SOUTHWEST SCHOOL & OFFICE SUPPLY	LP Supplies 2024/25	0100	Lindo Park	4,099.89
0000010763	SOUTHWEST SCHOOL & OFFICE SUPPLY	LMS Supplies 2024/25	0100	Lakeside Middle School	5,805.57
0000010764	SOUTHWEST SCHOOL & OFFICE SUPPLY	LF Supplies 2024/25	0100	Lakeside Farms	5,599.77
0000010765	SOUTHWEST SCHOOL & OFFICE SUPPLY	LC Supplies 2024/25	0100	Lemon Crest	999.92
0000010766	PEPSI-COLA	LC Pepsi 2024/25	0100	Lemon Crest	1,100.00
0000010767	SHRED IT	LC Shredding 2024/25	0100	Lemon Crest	1,500.00
0000010768	SHRED IT	LF Shredding 2024/25	0100	Lakeside Farms	500.00
0000010769	CRISP ENTERPRISES, INC. CRISP IMAGING	LMS 2024/25	0100	Lakeside Middle School	10,642.47
0000010770	DINN BROS.	LMS 2024/25	0100	Lakeside Middle School	2,909.25
0000010771	HOME DEPOT CREDIT SERVICES	LMS Supplies 2024/25	0100	Lakeside Middle School	1,077.50
0000010772	RAYNE OF SAN DIEGO	2024/25 Water Service	0100	Tierra Del Sol	1,648.25
0000010773	OFFICE DEPOT, INC.	LMS Supplies 2024/25	0100	Lakeside Middle School	5,805.57
0000010774	SHRED IT	LMS Shredding 2024/25	0100	Lakeside Middle School	1,000.00
0000010775	SMART & FINAL	LMS Supplies 2024/25	0100	Lakeside Middle School	5,451.08

PURCHASE ORDERS
JULY 16, 2024 - AUGUST 15, 2024

PO No.	Supplier	PO Ref	Fund	Site/Dept	Total
0000010776	DATA DISPOSAL, INC.	LP Shredding 2024/25	0100	Lindo Park	175.00
0000010777	WEISSMAN'S	LMS Dance Costumes 2024/25	0100	Lakeside Middle School	1,628.10
0000010778	OFFICE DEPOT, INC.	LV Supplies 2024/25	0100	Lakeview	1,499.88
0000010779	OFFICE DEPOT, INC.	WG Supplies 2024/25	0100	Winter Gardens	2,742.24
0000010782	MCGRAW-HILL	ELD Materials	0100	Education Services	43,385.11
0000010784	MULTI-HEALTH SYSTEMS INC.	TEACHER FORMS	0100	Psychology Services	921.24
0000010786	JEWELL ENTERPRISES SD LLC	Omni Graphics - BIA Lanyard	0100	Special Education	430.46
0000010787	TIMOTHY D ARMSTRONG	HR Retractable Banner	0100	Human Resources	355.58
0000010789	JEWELL ENTERPRISES SD LLC	ELL Yellow Folders	0100	Education Services	104.22
0000010790	MONICA WHITE	Monica White - Settlement Reim	0100	Special Education	4,812.50
0000010791	SOUTH COAST COPY SYSTEMS	RV Copier Service 24/25	0100	Riverview	3,879.00
0000010792	SAN JOAQUIN CO. OFFICE OF EDUC	EdJoin Fees 2024/25	0100	Human Resources	1,047.11
0000010793	Law Offices of Kathleen M. Loyer, Inc.	Loyer Ava Hall Stlmt	0100	Special Education	8,500.00
0000010795	VERIZON WIRELESS	DW Mobile Phone 2024/25	0100	Business Services	30,880.00
0000010796	SAN DIEGO GAS & ELECTRIC	DW Gas & Electric 24/25	0100	Business Services	1,034,584.00
0000010798	AT&T	DW Phone 2024/25	0100	Business Services	35,636.00
0000010799	HELIX WATER DISTRICT	DW Water 2024/25	0100	Lakeview	13,117.00
0000010800	LAKESIDE WATER DISTRICT	DW Water 2024/25	0100	Business Services	59,254.04
0000010802	MATH TRANSFORMATIONS	DA MATH TRANS 24-25	0100	Flex School	4,000.00
0000010803	ROCHESTER 100, INC.	24-25 Blue Folders Start BTS	0100	Winter Gardens	1,093.66
0000010806	IMAGE ONE CORPORATION	DIGITAL INCOME SURVEY	0100	Business Services	15,625.85
0000010807	STARFALL EDUCATION	STARFALL TK-3rd Grade	0100	Lindo Park	355.00
0000010808	LEADER SERVICES	Medi-Cal Reporting Services	0100	Business Services	10,125.00
					\$ 2,025,089.00
0000010748	AMAZON CAPITAL SERVICES, INC.	LMS Supplies 2024/25	0800	Lakeside Middle School	5,387.50
0000010755	AMAZON CAPITAL SERVICES, INC.	TDS Supplies 2024/25	0800	Tierra Del Sol	26,937.50
					\$ 32,325.00
0000010667	CORODATA SHREDDING, INC.	CORODATA -LEAPP OPEN PO 24-25	1200	Leapp	250.00
0000010695	DION & SONS, INC.	DW Gas 2024/25	1200	ESS/ASES/PreSchool	1,885.63
0000010703	WELLS FARGO VENDOR FINANCIAL SERVICES	DA	1200	Leapp	1,782.19
0000010740	EDCO DISPOSAL CORPORATION	DW Trash 2024/25	1200	ESS/ASES/PreSchool	1,696.00
0000010740	EDCO DISPOSAL CORPORATION	DW Trash 2024/25	1200	Leapp	495.90
0000010746	LAKESHORE LEARNING MATERIALS	LEAPP Supplies 2024/25	1200	Leapp	37,712.50
0000010747	AMAZON CAPITAL SERVICES, INC.	LEAPP Supplies 2024/25	1200	Leapp	21,550.00
0000010796	SAN DIEGO GAS & ELECTRIC	DW Gas & Electric 24/25	1200	ESS/ASES/PreSchool	5,146.00
0000010796	SAN DIEGO GAS & ELECTRIC	DW Gas & Electric 24/25	1200	Leapp	8,840.00
0000010800	LAKESIDE WATER DISTRICT	DW Water 2024/25	1200	ESS/ASES/PreSchool	240.00
0000010800	LAKESIDE WATER DISTRICT	DW Water 2024/25	1200	Leapp	336.96
0000010804	PRICE CHOPPER WRISTBANDS	PRICE CHOPPER-WRISTBANDS	1200	ESS/ASES/PreSchool	3,593.91
					\$ 83,529.09
0000010695	DION & SONS, INC.	DW Gas 2024/25	1300	Child Nutrition	10,775.00
0000010705	CINTAS CORPORATION	CN 2024-2025	1300	Child Nutrition	1,000.00
0000010711	DOUGLAS FOOD STORES, INC dba DOUGLAS EQU	CN JOB 139113 FRUIT PEELER	1300	Child Nutrition	11,106.26
0000010721	HUBERT COMPANY, LLC	CN WORK TABLES	1300	Child Nutrition	1,063.81
0000010729	4IMPRINT, INC.	CN STAFF SHIRTS	1300	Child Nutrition	942.42
0000010730	MELLO SMELLO LLC.	CN BLAST OF GOOD NUTRITION	1300	Child Nutrition	1,884.54
0000010754	SOUTH COAST COPY SYSTEMS	DO Copier Service 2024/25	1300	Child Nutrition	158.31
0000010783	SAN DIEGO RESTAURANT SUPPLY	DUKE - Riverview SDRS	1300	Child Nutrition	45,305.67
0000010795	VERIZON WIRELESS	DW Mobile Phone 2024/25	1300	Child Nutrition	629.00
0000010798	AT&T	DW Phone 2024/25	1300	Child Nutrition	240.00
					\$ 73,105.01
0000010758	NATIONAL CONSTRUCTION RENTALS, INC.	24/25 DA Bathroom Rental	2519	Flex School	24,186.00
					\$ 24,186.00
0000010668	A & S FLOORING	A & S Flooring WG, RV, EH	4000	Maintenance & Operations	18,710.00
0000010707	NINYO & MOORE	NINYO & MOORE - Tds	4000	Tierra Del Sol	6,019.00
0000010712	WATKINS ENVIRONMENTAL	ASBESTOS ABATEMENT RV KITCHEN	4000	Maintenance & Operations	5,965.00
0000010739	ALL WEATHER AC HEATING	All Weather - RV Kitchen	4000	Child Nutrition	15,500.00
					\$ 46,194.00

TOTAL PURCHASE ORDERS \$ 2,284,428.10

TOTAL (01) GENERAL FUND PO's 2,025,089.00
TOTAL (08) ASB FUND PO's 32,325.00
TOTAL (12) CHILD DEVELOPMENT PO's 83,529.09
TOTAL (13) CHILD NUTRITION PO's 73,105.01
TOTAL (21) GENERAL FUND PO's 24,186.00
TOTAL (40) SPECIAL RESERVE FUND PO'S 46,194.00

CHANGE ORDERS
JULY 16, 2024 - AUGUST 15, 2024

PO No.	Supplier	PO Ref	Fund	Site/Dept	Total
10592	SAN DIEGO FENCE COMPANY	C/O PO 10592	0100	Maintenance & Operations	10,000.00
10492	DATEL SYSTEMS INCORPORATED	C/O PO 10492	0100	Technology	-400.00
10490	AMAZON CAPITAL SERVICES, INC.	C/O PO 10490	0100	Technology	400.00
10580	OLDCASTLE INFRASTRUCTURE, INC.	C/O PO 10580	0100	Maintenance & Operations	1,000.00
					\$ 11,000.00
10669	DENNIS COOK ROOFING	C/O PO 10669	4000	Maintenance & Operations	5,741.00
					\$ 5,741.00
TOTAL CHANGE ORDERS					\$ 16,741.00
TOTAL (01) GENERAL FUND CO's					11,000.00
TOTAL (08) ASB FUND CO's					0.00
TOTAL (12) CHILD DEVELOPMENT FUND CO's					0.00
TOTAL (13) CHILD NUTRITION CO's					0.00
TOTAL (40) SPECIAL RESERVE FUNDS					5,741.00

LAKESIDE UNION SCHOOL DISTRICT

Governing Board Meeting Date: September 12, 2024

Agenda Item:

Ratification of P Card expenditure transactions for the month of July 2024.

Background (Describe purpose/rationale of the agenda item):

It is recommended that the Governing Board approve/ratify expenditure transactions charged to District P Cards for July 2024.

Fiscal Impact (Cost):

21,426.34

Funding Source:

General Fund Total: \$6,876.35, Child Development Fund Total: \$5,738.08, Child Nutrition Fund Total: \$8,811.91

Addresses Emphasis Goal(s):

#1: Academic Achievement **#2:** Social Emotional **#3:** Physical Environments

Recommended Action:

- | | |
|---|--|
| <input type="checkbox"/> Informational | <input type="checkbox"/> Denial/Rejection |
| <input type="checkbox"/> Discussion | <input checked="" type="checkbox"/> Ratification |
| <input checked="" type="checkbox"/> Approval | <input type="checkbox"/> Explanation: Click here to enter text. |
| <input type="checkbox"/> Adoption | |

Originating Department/School: Business Services

Submitted/Recommended By:

Approved for Submission to the Governing Board:



Lisa Davis, Assistant Superintendent



Dr. Rhonda Taylor, Superintendent

Reviewed by Cabinet Member _____

PURCHASING CARD
JULY 2024

NAME	DATE	AMOUNT	MERCHANT NAME	FUND	DESCRIPTION
BEISIGL, BRIAN	07/22/2024	14.99	DNH*GODADDY#3201682500	0100	GO DADDY - WEBSITE SECURITY BASIC
BOWMAN, ROBYN	07/21/2024	407.33	MONTEREY PLAZA HOTEL	1200	HOTEL FOR ECC CONFERENCE
BOWMAN, ROBYN	07/19/2024	185.00	SAN DIEGO COUNTY RAA	1200	PARKING FEE FOR ECC CONFERENCE @ SAN DIEGO AIRPORT
BOWMAN, ROBYN	07/17/2024	28.75	SQ *YELLOW CAB # 77	1200	TRANSPORTATION FROM AIRPORT TO HOTEL FOR ECC CONFERENCE
BOWMAN, ROBYN	07/03/2024	212.76	SAMSClub #6235	1200	MISC ITEMS FOR PROGRAM AND FOR STAFF LUNCHEON MEETING
CAMARERO,RACHEL	07/23/2024	31.01	MICHAELS STORES 3256	0100	BOOK FOR ARCHIVED NEWSPAPER CLIPPINGS
CLARK, DANIELLE	07/21/2024	289.98	MARRIOTT	0100	MTSS INSTITUTE
CLARK, DANIELLE	07/21/2024	456.12	MARRIOTT	0100	MTSS INSTITUTE
DAVIS, LISA	07/28/2024	219.00	USPS PO 0541460040	0100	POSTAGE FOR DISTRICT OFFICE
MURPHY, JERRED C	07/31/2024	77.00	JERSEY MIKES 20043	1200	SANDWICHES FOR FIELDTRIP
MURPHY, JERRED C	07/28/2024	24.76	SEAWORLD SAN DIEGO QPS	1200	LUNCH PURCHASE FOR ALLERGIC STUDENTS ON FIELDTRIP
MURPHY, JERRED C	07/23/2024	75.76	BIG 5 SPORTING GOODS 0	1200	OCEAN EXPLORER WITH GOGGLES FOR FIELDTRIP ACTIVITY
MURPHY, JERRED C	07/21/2024	539.70	JERSEY MIKES 20043	1200	SANDWICHES FOR FIELDTRIP
MURPHY, JERRED C	07/04/2024	1,087.07	SKY ZONE CHULA VISTA	1200	ADMISSION TO AMUSEMENT FOR FIELDTRIP
MURPHY, JERRED C	07/04/2024	630.00	GROSSMONT CINEMA	1200	ADMISSION TO MOVIE FOR FIELDTRIP
MURPHY, JERRED C	07/04/2024	630.00	GROSSMONT CINEMA	1200	ADMISSION TO MOVIE FOR FIELDTRIP
MURPHY, JERRED C	07/04/2024	1,750.00	GROSSMONT CINEMA	1200	ADMISSION TO MOVIE FOR FIELDTRIP
MURPHY, JERRED C	07/03/2024	89.95	JERSEY MIKES 20043	1200	SANDWICHES FOR FIELDTRIP
ORAHOOD, SAMANTHA	07/09/2024	2,720.27	WESTIN	1300	SCHOOL NUTRITION ANNUAL CONFERENCE LODGING
ORAHOOD, SAMANTHA	07/09/2024	2,720.27	WESTIN	1300	SCHOOL NUTRITION ANNUAL CONFERENCE LODGING
ORAHOOD, SAMANTHA	07/09/2024	2,720.27	WESTIN	1300	SCHOOL NUTRITION ANNUAL CONFERENCE LODGING
ORAHOOD, SAMANTHA	07/07/2024	234.53	HILTON ANAHEIM SERTIFI	0100	B. JIMENEZ MTSS PROFESSIONAL LEARNING INSTITUTE LODGING
ORAHOOD, SAMANTHA	07/07/2024	120.00	WWW COSTCO COM	0100	BUYING MEMBERSHIP
OWENS, TODD	07/11/2024	769.62	LOWES #01661*	0100	NEW LAWN MOWER FOR THE GARDENERS
PRICE, JENNIFER M	07/14/2024	490.46	DELTA HOTELS	0100	2 NIGHTS HOTEL SAFE SCHOOL CONFERENCE JULY 10 2024-JULY 12, 2024
PRICE, JENNIFER M	07/05/2024	316.42	MARGARITAVILLE RESORT	0100	2 NIGHTS HOTEL FOR EXCELLENCE THROUGH EQUITY CONFERENCE 2024 9/18/24 - 9/20/2024
SUMMERS, KRISTIE	07/19/2024	93.19	WESTIN	1300	CONFERENCE ROOM
SUMMERS, KRISTIE	07/19/2024	93.19	WESTIN	1300	CONFERENCE ROOM
SUMMERS, KRISTIE	07/15/2024	13.07	UBER TRIP	1300	AIRPORT TRIP CONFERENCE
SUMMERS, KRISTIE	07/15/2024	66.93	UBER TRIP	1300	AIRPORT TRIP
SUMMERS, KRISTIE	07/15/2024	19.98	UBER TRIP	1300	TRIP TO CONFERENCE MEETINGS
SUMMERS, KRISTIE	07/14/2024	30.00	DELTA	1300	BAGGAGE
SUMMERS, KRISTIE	07/14/2024	30.00	DELTA	1300	BAGGAGE
SUMMERS, KRISTIE	07/12/2024	123.32	HOMEGOODS #0562	1300	CATERING BOWLS
SUMMERS, KRISTIE	07/04/2024	12.93	TSHIRT MART	1300	UNIFORMS FOR STAFF - T'S
SUMMERS, KRISTIE	07/04/2024	65.00	CALIFORNIA SCHOOL NUTR	1300	H. GUIDI SN MEMBERSHIP FOR CONFERENCE DISCOUNT
SUMMERS, KRISTIE	07/03/2024	103.49	TSHIRT MART	1300	UNIFORMS FOR STAFF - STAFF T'S
TAYLOR, RHONDA L	07/18/2024	775.00	CSBA	0100	CSBA CONF. REGISTRATION FOR R.TAYLOR
TAYLOR, RHONDA L	07/16/2024	175.22	JERSEY MIKES ONLINE UC	0100	INTERVIEW LUNCH, ASST. SUPT OF HR
TAYLOR, RHONDA L	07/16/2024	775.00	CSBA	0100	CSBA CONF. REGISTRATION FOR L. HOFER MOIR
TAYLOR, RHONDA L	07/16/2024	775.00	CSBA	0100	CSBA CONF. REGISTRATION FOR A.HAYES
TAYLOR, RHONDA L	07/14/2024	99.00	GLOBAL LEADERSHIP NETW	0100	GLOBAL LEADERSHIP SUMMIT-R.TAYLOR
WINSPEAR, NATALIE	07/02/2024	1,335.00	FOUNDATION* 2024-25 SU	0100	ACSA SUPERINTENDENTS ACADEMY
		21,426.34			

LAKESIDE UNION SCHOOL DISTRICT

Governing Board Meeting Date: September 12, 2024

Agenda Item:

Adoption of Resolution #2025-01 to Certify 2023-24 Gann Limit Appropriations and an Estimated Limit for 2024-25.

Background (Describe purpose/rationale of the agenda item):

In 1979, California voters approved a spending limit for State and Local government agencies including school districts. California State Constitution, Article XIII B, requires that each district annually prepare a resolution for Board approval which reflects the funds subject to the Gann Limit Appropriation for fiscal year 2023-24 and an estimate for fiscal year 2024-25.

Fiscal Impact (Cost):

The 2023-24 appropriations subject to the Gann limitation are \$36,939,902.73 and the 2024-25 appropriations subject to the Gann limitation are estimated to be \$37,094,363.98.

Funding Source:

N/A

Recommended Action:

- | | |
|--|---|
| <input type="checkbox"/> Informational | <input type="checkbox"/> Denial/Rejection |
| <input type="checkbox"/> Discussion | <input type="checkbox"/> Ratification |
| <input type="checkbox"/> Approval | <input type="checkbox"/> Explanation: |
| <input checked="" type="checkbox"/> Adoption | |

Originating Department/School: Business Services

Submitted/Recommended By:

Approved for Submission to the Governing Board:



Lisa Davis, Assistant Superintendent



Dr. Rhonda Taylor, Superintendent

Reviewed by Cabinet Member _____

LAKESIDE UNION SCHOOL DISTRICT
San Diego County
Resolution No. 2025-01
RESOLUTION FOR ADOPTING THE “GANN” LIMIT
(Normal, no increase to Limit pursuant to G.C. 7902.1)

WHEREAS, in November of 1979, the California electorate did adopt Proposition 4, commonly called the Gann Amendment, which added Article XIII-B to the California Constitution; and,

WHEREAS, the provisions of that Article establish maximum appropriation limitations, commonly called “Gann Limits,” for public agencies, including school districts; and,

WHEREAS, the District must establish a revised Gann limit for the 2023-24 fiscal year and a projected Gann Limit for the 2024-25 fiscal year in accordance with the provisions of Article XIII-B and applicable statutory law;

NOW, THEREFORE, BE IT RESOLVED that this Board does provide public notice that the attached calculations and documentation of the Gann limits for the 2023-24 and 2024-25 fiscal years are made in accord with applicable constitutional and statutory law;

AND BE IT FURTHER RESOLVED that this Board does hereby declare that the appropriations in the Budget for the 2023-24 and 2024-25 fiscal years do not exceed the limitations imposed by Proposition 4;

AND BE IT FURTHER RESOLVED that the Superintendent provides copies of this resolution along with the appropriate attachments to interested citizens of this district.

PASSED AND ADOPTED this 12th day of September, 2024, by the Governing Board of the Lakeside Union School District of San Diego County, California by the following vote:

AYES:

NOES:

ABSENT:

STATE OF CALIFORNIA)
COUNTY OF SAN DIEGO)

I, _____, Clerk of the Governing Board of the Lakeside Union School District of San Diego County, California, do hereby certify that the foregoing is a full, true, and correct copy of a resolution adopted by the said Board at a regular meeting thereof held at its regular place of meeting at the time and by the vote above stated, which resolution is on file in the office of the said board.

Clerk of the Governing Board

LAKESIDE UNION SCHOOL DISTRICT

Governing Board Meeting Date: September 12, 2024

Agenda Item:

Management Salary Schedule

Background (Describe purpose/rationale of the agenda item):

Clarifying the additional 8 days language as per employee contract for School Principals, Vice Principals, & Program Specialists

Fiscal Impact (Cost):

N/A

Funding Source:

General Fund

Addresses Emphasis Goal(s):

#1: Academic Achievement **#2:** Social Emotional **#3:** Physical Environments

Recommended Action:

- | | |
|---|--|
| <input type="checkbox"/> Informational | <input type="checkbox"/> Denial/Rejection |
| <input type="checkbox"/> Discussion | <input type="checkbox"/> Ratification |
| <input checked="" type="checkbox"/> Approval | <input type="checkbox"/> Explanation: Click here to enter text. |
| <input type="checkbox"/> Adoption | |

Originating Department/School: Business Services

Submitted/Recommended By:

Approved for Submission to the Governing Board:



Lisa Davis, Assistant Superintendent



Dr. Rhonda Taylor, Superintendent

Reviewed by Cabinet Member _____

**LAKESIDE UNION SCHOOL DISTRICT
MANAGEMENT SALARY SCHEDULE
Effective July 1, 2024**

CERTIFICATED POSITIONS	Workyear	Group	Range	1	2	3	4	5
Vice Principal	201 days	8	63	106,849	111,655	116,684	121,934	127,423
Program Specialist - Special Education	201 days	8	63	106,849	111,655	116,684	121,934	127,423
School Principal-Middle School	206 days	8	64	130,159	135,668	141,421	147,435	153,726
School Principal- Elementary	201 days	8	76	122,427	127,935	133,688	139,702	145,991
K-8 Academy Principal	201 days	8	76	122,427	127,935	133,688	139,702	145,991
Coordinator, Education Services	224 days*	8	77	130,786	136,673	142,821	149,249	155,971
Director of Student Support	224 days*	8	78	136,367	142,501	148,910	155,608	162,613
Director of Special Education	224 days*	8	78	136,367	142,501	148,910	155,608	162,613
CLASSIFIED POSITIONS	Workyear	Group	Range	1	2	3	4	5
Transportation Supervisor	12 months	2	19	74,270	77,612	81,105	84,755	88,569
Supervisor of Custodial Services	12 months	2	19	74,270	77,612	81,105	84,755	88,569
Preschool Manager	12 months	2	21	87,033	89,968	92,735	95,610	98,605
Manager-Extended Student Services	12 months	2	23	95,132	98,747	102,499	106,394	110,437
Manager-Technology Services	12 months	2	25	101,722	105,590	109,603	113,768	118,093
Child Nutrition Director	12 months	2	30	108,132	112,988	118,061	123,362	125,751
Director of Maintenance, Operations and Transportation	12 months	2	31	124,904	129,650	134,576	139,690	144,999
Director of Finance	12 months	2	32	129,434	134,353	139,458	144,757	150,257

The Principal positions included herein are confidential positions.

Anniversary Increment: At the beginning of the 10th, 15th, 20th year of Management service within the Lakeside Union School District, 5% of step 5 (or current step) will be added to employees' salary. Classified employees who become Management employees will add half of the Non-management service years to Management service years only for the purpose of beginning longevity increments.

Annual Membership Dues not to exceed \$800 for professional organizations may be paid by the District .

Per the employees contract, may utilize up to eight (8) additional days for School Principals, Vice Principals, Program Specialist.

* Net workdays after vacation/holidays.

Board Approved: 11/9/2023

Negotiated Rate: 5.76%

Additional Notes/Changes: 9/12/2024- Updated 8 Add'l Days Verbiage

LAKESIDE UNION SCHOOL DISTRICT

Governing Board Meeting Date: September 12, 2024

Agenda Item:

Termination of Contract, Gold Star Produce. RFQ 2024-08F

Background (Describe purpose/rationale of the agenda item):

Poor quality produce, shortages on deliveries. Please see the attached evidence.

Fiscal Impact (Cost):

None

Funding Source:

1300 53100000 0000 3700 4700010 189 770

Recommended Action:

- | | |
|--|---|
| <input type="checkbox"/> Informational | <input type="checkbox"/> Denial/Rejection |
| <input type="checkbox"/> Discussion | <input type="checkbox"/> Ratification |
| <input checked="" type="checkbox"/> Approval | <input type="checkbox"/> Explanation: Click here to enter text. |
| <input type="checkbox"/> Adoption | |

Originating Department/School: Child Nutrition

Submitted/Recommended By: Kristie Summers



Principal/Department Head Signature

Approved for Submission to the Governing Board:



Dr. Rhonda Taylor, Superintendent

Reviewed by Cabinet Member 

----- Forwarded message -----

From: **Kristie Summers** <kristiesummers123@gmail.com>


Date: Tue, Aug 27, 2024 at 7:18 AM

Subject:

To: <ksummers@lsusd.net>







Administration:

RHONDA L. TAYLOR, Ed.D.
Superintendent
NATALIE WINSPEAR, Ed.D.
Assistant Superintendent
LISA DAVIS
Assistant Superintendent
ROBIN BALLARIN
Assistant Superintendent



Board of Trustees:

JIM BENNETT
AUTUMN ELLENSON
ANDREW HAYES
LARA HOEFER MOIR
RON KASPER

Sent via email (aaronliberto@goldstarfoods.com

and First Class U.S. Mail

Aaron Liberto

Regional Sales Manager

Gold Star Foods

3781 E. Airport Drive

Ontario, CA 91761

**Re: *Lakeside Union School District; Notice of Intent to Terminate
Contract with Gold Star Foods for Fresh Fruit and Vegetables***

Dear Mr. Liberto:

As you know, the Lakeside Union School District ("District") issued Request for Quote No. 2024-08F ("RFQ") in May of 2024, to thereby request competitive pricing for fresh fruits and vegetables needed by the District's Child Nutrition programs during the 2024-25 school year. Of course, based on the responses to the RFQ that it received, including the response submitted to the District by Gold Star Foods ("Gold Star"), the District awarded the contract for fresh fruit and vegetables ("24-25 Produce Contract") to Gold Star in June of 2024.

However, starting on the first day of classes in the 2024-25 school year and continuing to the present, Gold Star has failed to live up to its promise of "food safety" and "safe quality food," as set forth in its response to the RFQ. Although not directly related to food quality, Gold Star's delivery on the first day of classes, August 16, was short by 15 bags of the Romaine Lettuce ordered by the District. In

addition, however, on August 23, Gold Star delivered foul-tasting watermelon to the District and, unfortunately, the problem was not noticed until after the watermelon had been distributed to the District's schools. The August 23 delivery from Gold Star also included slimy jicama and rotting celery. On August 23, you indicated that you were working with Gold Star's operations team to "get it fixed," and that you would be "checking in" on delivery days. Nonetheless, the August 27 delivery from Gold Star included moldy/rotting carrots, and the August 28 delivery from Gold Star included spoiled broccoli.

The foregoing are not minor issues or minor inconveniences. The delivery of spoiled and rotting produce is objectively not acceptable, and it potentially could adversely affect the health of the District's students and of the District staff members who process and otherwise work with the produce. The District gave notice to Gold Star of these quality issues, and although Gold Star vowed to resolve them, Gold Star nonetheless continued as of August 28, 2024, to deliver spoiled produce. The District cannot put its students and staff at further risk while waiting for Gold Star to resolve its quality issues.

For the foregoing reasons, the District hereby gives notice of its intent to seek action by its Board of Trustees, during the Board's meeting on September 12, 2024, to terminate the 24-25 Produce Contract with Gold Star. During the public comment period of the September 12 meeting, and subject to time limits applicable to those providing public comments, Gold Star may address the Board regarding the proposed termination of the 24-25 Produce Contract. Gold Star may instead, or may also, provide written comments for consideration by the Board of Trustees, which must be delivered to the undersigned not later than 12:00 p.m. on September 9, 2024, to facilitate timely distribution of those written comments.

As you may know, the District has already scheduled with Gold Star a produce delivery to occur on September 5, 2024, and the District anticipates that Gold Star shall deliver that order. As you also may know, the 24-25 Produce Contract does not require any minimum number of orders by the District, or any minimum quantities in any order. Therefore, until further notice from the undersigned, Gold Star must not make any deliveries to the District on or after September 6, 2024.

Following the Board of Trustee's meeting on September 12, 2024, the District will inform you regarding whether the Board of Trustees has terminated the 24-25 Produce Contract with Gold Star. If the Board terminates the 24-25 Produce Contract, the District will request that Gold Star provide its final invoice and any other outstanding invoices for acceptable produce delivered to the District on or before September 5, 2024, in accordance with the 24-25 Produce Contract.

Administration:

RHONDA L. TAYLOR, Ed.D.
Superintendent
NATALIE WINSPEAR, Ed.D.
Assistant Superintendent
LISA DAVIS
Assistant Superintendent
ROBIN BALLARIN
Assistant Superintendent



Board of Trustees:

JIM BENNETT
AUTUMN ELLENSON
ANDREW HAYES
LARA HOEFER MOIR
RON KASPER

Although we are disappointed by these circumstances, the District believes, for the stated reasons, that it is in the best interests of the District and its students and staff to change course at this time. Please contact the undersigned if you have any questions regarding the foregoing.

Sincerely,

A handwritten signature in blue ink that reads "Lisa Davis". The signature is fluid and cursive, with the first name "Lisa" and last name "Davis" clearly distinguishable.

Lisa Davis,

Assistant Superintendent, Business Services

cc: Dr. Rhonda L. Taylor, Superintendent, LUSD (via email only)
Kristie Summers, Director of Child Nutrition, LUSD (via email only)
Brian W. Smith, Partner, AALRR (via email only)

LAKESIDE UNION SCHOOL DISTRICT

Governing Board Meeting Date: September 12, 2024

Agenda Item:

Award Fresh Produce Contract to American Produce. RFQ 2024-08F

Background (Describe purpose/rationale of the agenda item):

American Produce was the second lowest responsible bidder. American Produce will take the place of Gold Star Produce.

Fiscal Impact (Cost):

\$100,000.00

Funding Source:

1300 53100000 0000 3700 4700-010 189 770

Recommended Action:

- | | |
|--|---|
| <input type="checkbox"/> Informational | <input type="checkbox"/> Denial/Rejection |
| <input type="checkbox"/> Discussion | <input type="checkbox"/> Ratification |
| <input checked="" type="checkbox"/> Approval | <input type="checkbox"/> Explanation: Click here to enter text. |
| <input type="checkbox"/> Adoption | |

Originating Department/School: Child Nutrition

Submitted/Recommended By: Kristie Summers




Principal/Department Head Signature

Approved for Submission to the Governing Board:



Dr. Rhonda Taylor, Superintendent

Reviewed by Cabinet Member





LAKE SIDE UNION SCHOOL DISTRICT

Lakeside Union School District Child Nutrition Services Department Request for Quote (RFQ) No. 2024-08F

The Lakeside Union School District is seeking competitive quotes for fresh fruits and vegetables for the 2023-2024 school year. Pricing shall be fixed during the contract term, and price adjustments will not be automatic or guaranteed. The successful bidder may be allowed to renew this contract for one additional year, and upon agreement between both parties, may adjust prices upon proof and explanation of such an adjustment.

Anticipated yearly usages of all products are listed below. Please fill out unit price and extended price. **This is not an order. Quantities are for the quoting purposes only. District is not obligated to buy listed item in quantities indicated.**

Item	Unit Price	Usage	Extended Price
Apples, Fuji, 138 ct/cs, U.S. Fancy Grade	\$ 29.50	700 cases	\$ 20,650.00
Apples, Gala, 138 ct/cs, U.S. Fancy Grade	\$ 30.50	200 cases	\$ 6,100.00
Apples, Green, 138 ct/cs, U.S. Fancy Grade	\$ 31.50	75 cases	\$ 2,362.00
Apple Slices, 200 pkg/cs, U.S. Fancy Grade	\$ 65.00	150 cases	\$ 9,750.00
Bananas, Petite, 150 ct/cs, 7 to 7-7/8 inch	\$ 31.95	800 cases	\$ 25,560.00
Grapefruit, 27-32 ct, large	\$ 27.50	100 cases	\$ 2,750.00
Grapes, bagged, 150/cs or 1/2 cup equivalent per bag	\$ 71.75	50 cases	\$ 3,587.50
Grapes, Red, individually cut clusters, 22#/cs, bulk	\$ 39.75	100 cases	\$ 3,975.00
Kiwi, 117 ct/cs, U.S. No.1 Grade	\$ 44.15	50 cases	\$ 2,207.50
Strawberries, 1# basket	\$ 31.00	100 cases	\$ 3,100.00
Basil, Fresh, Bunch	\$ 1.50	20 each	\$ 30.00
Cilantro, Fresh, Bunch	\$ 1.59	30 each	\$ 17.70
Blackberries, Fresh, 1# basket	\$ 4.50	50 each	\$ 225.00
Blueberries, Fresh, 1# basket	\$ 4.80	100 each	\$ 480.00
Raspberries, Fresh, 1# basket	\$ 4.95	50 each	\$ 247.50
Lime Juice 1 Gal	\$ 16.95	20 each	\$ 339.00
Lemon Juice, 1 Qt	\$ 9.50	35 each	\$ 332.50
Lemons, fresh, 1#	\$ 1.19 1000 LBS	25 cases	\$ 1,190.00
Oranges, fresh, 138 ct/cs	\$ 34.00	800 cases	\$ 27,200.00
Mango, 10 ct/cs	\$ 22.50	30 cases	\$ 675.00
Melon, Cantaloupe, Fresh, each	\$ 2.95	25 each	\$ 73.75
Melon, Honeydew, Fresh, each	\$ 5.95	25 each	\$ 148.75
Mushrooms, Sliced, lb	\$ 3.70	50 each	\$ 185.00



LAKESIDE UNION SCHOOL DISTRICT

Pears, fresh, 138 ct/cs	\$ 38.65		150 cases	\$ 5,797.00
Pineapple Chunks, 5#	\$ 5.90	250 LBS	50 containers	\$ 1,475.00
Plums, 70-80 ct/cs	\$ 39.95		50 cases	\$ 1,997.50
Tangerine, fresh, 150 ct/cs	\$ 38.75		50 cases	\$ 1,937.50
Watermelon Chunks, 1#	\$ 4.40	200 LBS	40 containers	\$ 880.00
Bell Pepper, Grn, whole, each	\$ 1.65		40 each	\$ 26.00
Bell Pepper, Red, whole, each	\$ 1.95		400 each	\$ 380.00
Bell Pepper, Grn, sliced, 1# tray	\$ 3.98	750 LBS	150 cases	\$ 2,985.00
Broccoli Florets, 1#	\$ 3.32	600 LBS	200 bags	\$ 1,992.00
Broccoli Florets, 1#, 100% USDA Organic	\$ 7.50	300 LBS	100 bags	\$ 2,250.00
Carrots, Baby, 1#	\$ 1.46	250 LBS	250 bags	\$ 350.00
Carrots, Rainbow, Sticks, 1#	\$ 4.50	500 LBS	100 bags	\$ 2,250.00
Carrot Sticks, 1#	\$ 2.10	6,500 LBS	1300 bags	\$ 13,650.00
Carrot, Shredded, 1#	\$ 1.50	125 LBS	25 bags	\$ 187.50
Carrot, Diced 1/4", 1#	\$ 1.57	500 LBS	100 bags	\$ 785.00
Cauliflower Florets, 1#	\$ 4.25	225 LBS	75 bags	\$ 956.25
Cabbage, Green Shredded, 1#	\$ 1.35	150 LBS	30 cases	\$ 202.50
Cabbage, Red Shredded, 1#	\$ 1.55	150 LBS	30 cases	\$ 232.50
Celery Sticks, 1#	\$ 2.90	3,000 LBS	600 bags	\$ 8,700.00
Celery, Diced, 1/4", 1#	\$ 2.70	250 LBS	50 bags	\$ 675.00
Garlic, Peeled, 1#	\$ 5.40	125 LBS	25 bags	\$ 675.00
Cucumber Slices, 1#, approx. 1/2" diameter cut	\$ 3.20	2,500 LBS	500 bags	\$ 8,000.00
Edamame, Shelled, 1#	\$ 6.167	30 LBS	30 bags	\$ 200.10
Jicama Sticks, 1#	\$ 3.20	500 LBS	100 bags	\$ 1,600.00
Onion, Red, each	\$ 1.95		20 each	\$ 19.00
Onion, Green Clean Bunch 1#	\$ 5.50		10 each	\$ 55.00
Onion, Green, Diced 1#	\$ 4.50	50 LBS	10 each	\$ 225.00
Pico de Gallo, 1#	\$ 3.60	100 LBS	20 bags	\$ 360.00
Radishes, sliced, 1#	\$ 4.20	90 LBS	30 bags	\$ 378.00
Red Onion, sliced, 1#	\$ 1.97	90 LBS	30 bags	\$ 177.30
Onion, Diced 1/4", 1#	\$ 1.40	1250 LBS	250 bags	\$ 1,750.00
Onion, Whole, Peeled, 1#	\$ 1.55	500 LBS	100 bags	\$ 775.00
Romaine, Chopped, 1#	\$ 1.90	10,000 LBS	2000 bags	\$ 19,000.00
Romaine, Shredded, 1#	\$ 1.95	100 LBS	50 bags	\$ 195.00
Spinach, 1#	\$ 2.20	625 LBS	250 bags	\$ 1,375.00
Tomatoes, cherry or grape	\$ 1.95		250 pints	\$ 487.50
Tomatoes, diced, 1#	\$ 3.176	500 LBS	100 containers	\$ 1,850.00
Tomatoes, sliced, 1#	\$ 3.80	200 LBS	40 containers	\$ 760.00
Tomatoes 6x6, 1#	\$ 1.50	1,600 LBS	80 cases	\$ 2,400.00
Total Quote				\$ 199,176.85

LAKESIDE UNION SCHOOL DISTRICT

Governing Board Meeting Date: September 12, 2024

Agenda Item:

Approval of contracts for 2024-25 school year.

Background (Describe purpose/rationale of the agenda item):

Approval of attached contracts for the 2024-25 school year with various vendors.

Fiscal Impact (Cost):

See attached list.

Funding Source:

General Fund

Addresses Emphasis Goal(s):

#1: Academic Achievement **#2:** Social Emotional **#3:** Physical Environments


Recommended Action:

- | | |
|---|--|
| <input type="checkbox"/> Informational | <input type="checkbox"/> Denial/Rejection |
| <input type="checkbox"/> Discussion | <input type="checkbox"/> Ratification |
| <input checked="" type="checkbox"/> Approval | <input type="checkbox"/> Explanation: Click here to enter text. |
| <input type="checkbox"/> Adoption | |

Originating Department/School: Business Services

Submitted/Recommended By:

Approved for Submission to the Governing Board:



Lisa Davis, Assistant Superintendent



Dr. Rhonda Taylor, Superintendent

Reviewed by Cabinet Member _____

LUSD CONTRACTS 2024-25

• Momentum Tutoring	Student Tutoring Per Settlement	I2025-12	SPED	7/1/2024	6/30/2025	\$9,245.00
• The Eval Group	Nonpublic Master Contract	V2025-57	SPED	7/1/2024	6/30/2025	See Appendix B for rates
• Varsity Yearbook	Yearbook Order	I2025-13	DA	7/1/2025	6/30/2025	2066.25 + tax
• Azuma Tech Systems	Fire Alarm Test and Inspection	I2025-14	9 Sites	7/30/2025	8/30/2025	\$9,950.00
• Math Transformations	4,000 (2hrs) + 1 hr 45 min Workshops 9/4, 10/16, 12/11	I2025-15	DA	8/16/2025	8/16/2025	\$4,000.00
• Rocket Scan	Alternative Income Forms	I2025-16	BS	7/1/2024	6/30/2025	\$11,477.00
• Fusion	Tutoring and Mentoring of students	I2025-17	SPED	9/1/2024	3/30/2025	\$42,050.00
• Sunbelt Staffing	Nonpublic Master Contract	V2025-58	SPED	7/1/2024	6/30/2025	See Appendix B for rates
• Fuel Education	Learning Hub Full Time License	I2025-18	DA	8/1/2024	7/31/2025	
• Consulting & Inspection Services LF	LF Portable & Shade Structure	V2025-43A	MAINT	8/5/2024	8/5/2024	\$1,001.00
• Consulting & Inspection Services LV	LV Portable & Shade Structure	V2025-42A	MAINT	8/5/2024	8/5/2024	\$902.00
• Fain (TDS)	Service Call: Replaced the fans on both booster VFD and well VFD	V2025-59	MAINT	7/22/2024	7/22/2024	\$15,966.02
• Amergis Healthcare Staffing, Inc.	Nonpublic Master Contract	V2025-60	SPED	7/1/2024	6/30/2025	See Appendix B for rates
• the Koonings Center	Nonpublic Master Contract	V2025-61	SPED	7/1/2024	6/30/2025	See Appendix B for rates
• EdTheory LLC	Nonpublic Master Contract	V2025-62	SPED	7/1/2024	6/30/2025	See Appendix B for rates
• CSBA	Board Self Evaluation Survey	V2025-63	BOARD			\$300.00
• Adrienne Kamena	Administrative Matters	I2025-19	Ed Services	5/1/2025	5/1/2025	\$900.00
• Rancho Coastal Speech Therapy	Speech and Language Evaluation	I2025-20	SPED	7/1/2024	6/30/2025	\$2,550.00
• Hapara	Monitoring Module	V2025-64	TECH	7/1/2024	6/30/2025	\$13,005.00
• The Art Dude - Brad Glover	ESS/ LATER for leading art activities	I2025-21	ESS	8/19/2024	6/30/2025	\$10,000/ \$130 hr
• New Haven	Nonpublic Master Contract	V2025-65	SPED	7/1/2024	6/30/2025	See Appendix B for rates
• Amplify	Intervention Software	V2025-66	Ed Services	7/1/2024	6/30/2025	\$15,052.50
• BMX Freestylers	Red Ribbon Week Assembly	L2025-001	LV	10/24/2024	10/24/2024	\$1,844.00

LAKESIDE UNION SCHOOL DISTRICT

Governing Board Meeting Date: September 12, 2024

Agenda Item:

August LMS Booster Club Donation Summary

Background (Describe purpose/rationale of the agenda item):

Fiscal Impact (Cost):

Funding Source:

Addresses Emphasis Goal(s):

#1: Academic Achievement **#2:** Social Emotional **#3:** Physical Environments

Recommended Action:

- | | |
|--|--|
| <input checked="" type="checkbox"/> Informational | <input type="checkbox"/> Denial/Rejection |
| <input type="checkbox"/> Discussion | <input type="checkbox"/> Ratification |
| <input type="checkbox"/> Approval | <input type="checkbox"/> Explanation: Click here to enter text. |
| <input type="checkbox"/> Adoption | |

Originating Department/School: Business Services

Submitted/Recommended By:

Approved for Submission to the Governing Board:



Lisa Davis, Assistant Superintendent



Dr. Rhonda Taylor, Superintendent

Reviewed by Cabinet Member _____

2024-25 LMS Booster Club Donation Summary Report

Date Form Rec'd in BS	Date to Board	Purpose of the Donation	Items Received	QTY	AMT \$	Total/Form
8/13/2024	9/12/2024	To help the students have a good dance and show choir department.	Various costume purchases for the 2023/2024 school year, awards, and show choir competition fees	1	\$ 7,194.64	\$ 7,194.64
TOTAL to Date					\$ 7,194.64	\$ 7,194.64

LAKESIDE UNION SCHOOL DISTRICT

Governing Board Meeting Date: September 12, 2024

Agenda Item:

August PTA Donation Summary

Background (Describe purpose/rationale of the agenda item):

Fiscal Impact (Cost):

Funding Source:

Addresses Emphasis Goal(s):

- #1:** Academic Achievement **#2:** Social Emotional **#3:** Physical Environments

Recommended Action:

- Informational** **Denial/Rejection**
 Discussion **Ratification**
 Approval **Explanation:** Click here to enter text.
 Adoption

Originating Department/School: Business Services

Submitted/Recommended By:

Approved for Submission to the Governing Board:



Lisa Davis, Assistant Superintendent



Dr. Rhonda Taylor, Superintendent

Reviewed by Cabinet Member _____

LAKE SIDE UNION SCHOOL DISTRICT

Governing Board Meeting Date: September, 2024

Agenda Item: Approval TDS students to go to Museum of Tolerance January 30, 2025

Background (Describe purpose/rationale of the agenda item)

Students actively explore the dynamics of prejudice and discrimination historically and today. In the Holocaust exhibit, students receive a card that reveals the story of a child whose life was changed by the Holocaust. Promoting critical thinking and youth empowerment, experiences in the Social Lab challenge students to examine themes such as the power of words and images, contemporary human and civil rights and the importance of speaking up. Facilitated reflections support the students as they engage with the exhibits.

*Connects to our ELA adopted content-Maus and Farewell to Manzanar

*Educates students on the importance of being an upstander and speaking out against bullying.

Thank you!

Recommended Action:

- | | |
|--|---|
| <input type="checkbox"/> Informational | <input type="checkbox"/> Denial |
| <input type="checkbox"/> Discussion | <input type="checkbox"/> Ratification |
| <input checked="" type="checkbox"/> Approval | <input type="checkbox"/> Explanation: Click here to enter text. |
| <input type="checkbox"/> Adoption | |


Originating Department/School: TDS

Submitted/Recommended By:



Lisa Davis, Assistant Superintendent

Approved for Submission to the Governing Board:



Rhonda Taylor, Superintendent

This form must be typed written and have all signatures before it will be placed on the agenda. All agenda item requests must be submitted for approval 10 days prior to the board meeting.



9786 W. Pico Blvd
Los Angeles, CA 90035
(310) 772-7639
groupsales@museumoftolerance.com
<https://www.museumoftolerance.com>

August 07, 2024

Dahlia Rinck
Tierra Del Sol Middle
9611 Petite Ln
Lakeside, CA 92040

Reservation Number : 253488

Dear Dahlia Rinck:

We would like to take this opportunity to thank you for your interest in the Museum of Tolerance.

Your reservation has been scheduled for Thursday, January 30, 2025, at 10:30am - 2:00pm for 200 people.

As we have discussed, your admission is being provided by a generous grant, and there will be no charge for your students and adults. EU.

Please know, there is a very long waiting list for free tickets, and you are receiving these grant tickets to the exclusion of other students. The regular cost would be \$12.00 per student and \$12.00 per adult chaperone.

Unused grant tickets are forfeited and may not be reassigned to other students. It is extremely important to let us know as soon as possible, if you are unable to use these tickets. In addition to guaranteeing the museum the use of these awarded tickets we will be asking for email addresses for all teachers and chaperones attending the program, upon arrival, so that a survey monkey may be administered to provide our grantors information about your experience.

Your visit will include most, not all, of the museum exhibits, and there are no breaks during the tour. Please arrive 15 minutes early in order to go through security. **The tour begins at your scheduled time, and departure may not be extended for late arrival.** Also, note that late arrivals cannot be guaranteed entrance to the Museum.

Due to the sensitive nature of the subject matter of the Museum, and for the protection and safety of all of our visitors, **please read the enclosed list of guidelines carefully.**

COVID-19 Safety Measures and Protocols: Please see link for Covid-19 protocols for in-person visits and Field trips to the Museum: <https://www.museumoftolerance.com/safety-protocols>

In addition, Please visit our website and click on, "Teacher's Guide," for pre and post visit lessons aligned with State Standards.

Thank you for your cooperation. We await your prompt reply. We look forward to making your visit an exceptional Museum experience.

Sincerely,

Marc Lynn
Coordinator,
Group Reservations

----- Tear-off -----

MUSEUM OF TOLERANCE GRANT CONFIRMATION FORM

Tierra Del Sol Middle
Thursday, January 30, 2025, 10:30am - 2:00pm
Resv. #: 253488

Please specify number of participants:

_____ STUDENTS



9786 W. Pico Blvd
Los Angeles, CA 90035
(310) 772-7639
groupsales@museumoftolerance.com
<https://www.museumoftolerance.com>

_____ ADULTS

Mail this tear off to the address listed attn: Group Reservations.

Please give us background information on your group:



9786 W. Pico Blvd
Los Angeles, CA 90035
(310) 772-7639
groupsales@museumoftolerance.com
<https://www.museumoftolerance.com>

August 07, 2024

Dahlia Rinck
Tierra Del Sol Middle
9611 Petite Ln
Lakeside, CA 92040

Reservation Number : 253488

Dear Dahlia Rinck:

As you know, the Museum of Tolerance welcomes the participation of school groups in its programs, and considers the education of young people a key element of its mission to increase awareness of diversity and cultural understanding. Classes from your District have benefited from our efforts and we hope they will continue to do so.

We must, however, remind you that the buses which deliver your students to our door are required to comply with the regulations established by the City of Los Angeles. These rules prohibit buses from parking to load or unload passengers on any residential streets adjacent to the Museum. Buses may park only on Pico Boulevard for this purpose. [Please note: There is no stopping on Pico Boulevard weekdays 7am-9am and 3pm-7pm. If your group is scheduled to arrive or depart during these times, MOT staff will give you specific directions. Please call (310) 772-2547 if you have any questions.] The Museum has issued detailed traffic routes and buses must stay on Pico Boulevard or other major arterial streets and refrain from using neighborhood streets to access the Museum as they drop off or pick up school groups. Buses are also specifically prohibited from using the residential streets by posted signs. Our on-site security guards closely monitor compliance by each bus arriving at and departing from the Museum.

It is extremely important that your bus drivers, and the companies which provide you with bus services, strictly adhere to these rules. Regulations require us to cite drivers and bus companies who do not comply and to ban bus companies that violate these rules for three years. Please help us enforce these simple regulations by explaining them to your bus service provider, and emphasizing the consequences of breaking them.

We look forward to the continued participation of your students in our programs, and we hope that you will assist us in assuring that their arrivals and departures are safe, and that they abide by the rules.

Sincerely,

Museum of Tolerance

A handwritten signature in blue ink that reads 'M. Katrikh'. The signature is written in a cursive, slightly slanted style.

Mark Katrikh
Deputy Director, Museum of Tolerance

LAKE SIDE UNION SCHOOL DISTRICT

12

Governing Board Meeting Date: September, 2024

Agenda Item: Approval TDS students to go to I FLY October 18, 2024.

Background (Describe purpose/rationale of the agenda item)

8th Grade students, as part of our Earth in Space Unit will immerse themselves in the iFly STEM lab. They will also get to experience a zero gravity wind tunnel, allowing them to apply what they have learned in a real world application.

Thank you!

Recommended Action:

- | | |
|--|---|
| <input type="checkbox"/> Informational | <input type="checkbox"/> Denial |
| <input type="checkbox"/> Discussion | <input type="checkbox"/> Ratification |
| <input checked="" type="checkbox"/> Approval | <input type="checkbox"/> Explanation: Click here to enter text. |
| <input type="checkbox"/> Adoption | |


Originating Department/School: TDS

Submitted/Recommended By:



Lisa Davis, Assistant Superintendent

Approved for Submission to the Governing Board:



Rhonda Taylor, Superintendent

This form must be typed written and have all signatures before it will be placed on the agenda. All agenda item requests must be submitted for approval 10 days prior to the board meeting.



STEM TRIP QUOTE

Terms and Conditions

Paying with Credit/Debit Card or ACH: *(Preferred)*

- **Payment Deadline:** Full payment must be made 7 business days prior to the event. Any request for headcount reduction within 7 business days of the event cannot be accommodated.
- **Cancellation Policy:** Cancellations within 7 business days of the event will result in forfeiture of payment.

Paying by Check:

- **Make check payable to:** SkyGroup Investments, LLC dba iFLY
- **Proof of Payment Deadline:** Proof of payment in the form of a scanned image of the cut check must be submitted 7 business days prior to the event.
- **Mailing the Check:** Please mail the check to:
ATTN: Bethany Lewis
iFLY Austin
13265 US-183, Ste A, 3rd Floor
Austin, TX 78750
- **Receiving the Check:** The check amount must match the reservation total as listed out on the final invoice provided 7 business days prior to the event.

iFLY

13265 N US Highway 183
Suite A
Austin, Tx 78750

Marissa Cowan
mcowan@iflyworld.com

Prepared for

Lakeside Union School District

12335 Woodside Avenue
Lakeside, CA 92040

Lisa Davis
lisadavis@lsusd.net

Dahlia Rinck
Field Trip Coordinator
drinck@lsusd.net
6199723603

Reservation Date: October 18, 2024

Start Time: 09:00am

Reservation #: 2172409

Location: San Diego

Products & Services

Products & Services	Billing Frequency	Quantity	Unit price	Price
STEM Field Trip: Title 1 Rate Includes STEM class with educator, physics demonstration, safety/training class, lab activity & 1 flight		130	\$25.00	\$3,250.00
Total				\$3,250.00

 Pay now

Comments

Review & Accept iFLY Policies

By signing this quote, you acknowledge that you have read and agree to our field trip policies.

Signature

Before you sign, an email must be sent to you to verify your identity. Find your profile below to request a verification email.

Lisa Davis

lisadavis@lsusd.net

Download

LAKESIDE UNION SCHOOL DISTRICT

Governing Board Meeting Date: September 12, 2024

Agenda Item:

Adoption of Resolution 2025-03 Proposition 2: Public Education Facilities Bond Measure

Background (Describe purpose/rationale of the agenda item):

Adoption is requested of Resolution No. 2025-03 California Proposition 2: Public Education Facilities Bond Measure, requested by California School Boards Association (CSBA Advocacy). Proposition 2 is the Kindergarten through 12th-grade State-Wide Facilities Modernization, Repair, and Safety Bond Act of 2024, appearing on the November general ballot. Proposition 2 will fund new construction and modernization of existing facilities. Lakeside Union School District is currently on a waiting list (in cue) to receive funds through the Office of Public School Construction, which would be directly funded through this state-wide bond.

Fiscal Impact (Cost):

N/A

Funding Source:

N/A

Recommended Action:

- | | |
|---|--|
| <input type="checkbox"/> Informational | <input type="checkbox"/> Denial/Rejection |
| <input type="checkbox"/> Discussion | <input type="checkbox"/> Ratification |
| <input type="checkbox"/> Approval | <input type="checkbox"/> Explanation: Click here to enter text. |
| <input type="checkbox"/> Adoption | |

Originating Department/School: Business Services

Submitted/Recommended By:

Approved for Submission to the Governing Board:



Lisa Davis, Assistant Superintendent

Dr. Rhonda Taylor, Superintendent

Reviewed by Cabinet Member _____

Lakeside Union School District

Resolution No. 2025-03

California Proposition 2, Public Education Facilities Bond Measure

WHEREAS, California's public school system serves 5.8 million students in approximately 10,500 schools across the state; and

WHEREAS, the California Constitution declares public education is a state responsibility in Article IX Section 5; and

WHEREAS, the state is out of school facility program funds and cannot provide its match for almost \$3.5 billion in local projects that qualify for state aid; and

WHEREAS, Proposition 2, the Kindergarten through Grade 12 Schools and Local Community College Public Education Facilities Modernization, Repair, and Safety Bond Act of 2024, would provide funding for the renovation of aging schools; upgrading existing classrooms; construction of new classrooms to accommodate growth; career technical education facilities to provide job training to meet the workforce needs of California employers; testing and remediation of lead levels in water at school sites; disaster assistance; replacement of 75-year-old buildings, adding essential facilities like libraries and multipurpose rooms; mitigating the effects of higher average temperatures; and assistance for small and low-wealth school districts; and

WHEREAS, research demonstrates that the physical school environment has a tremendous impact on student health as well as academic performance, behavior, and overall well-being; and

WHEREAS, old buildings that haven't been well-maintained or modernized create poor conditions for teaching and learning and can lead to impaired cognitive function, increased absenteeism, higher dropout rates, and more incidents of asthma and allergies; and

WHEREAS, California students require facilities that meet the demands of a contemporary education; provide safe, secure, and healthy environments with modern

technology; hands-on learning and career-tech opportunities; proper ventilation; and energy efficiency; and

WHEREAS, funding for the state's school facilities program is exhausted, leaving no system of support for local educational agencies seeking to reinvigorate or improve old facilities or to build new ones; and

WHEREAS, Proposition 2, will not raise state taxes, but will enhance public accountability and transparency for the use of its proceeds, and will provide matching funds that will reduce the need for additional local property taxes for school facilities;

NOW THEREFORE BE IT RESOLVED, that the governing board of the **Lakeside Union School District** supports Proposition 2, the Kindergarten Through Grade 12 Schools and Local Community College Public Education Facilities Modernization, Repair, and Safety Bond Act of 2024, to provide much-needed funding for school modernization and new construction to provide students with facilities that promote academic achievement, well-being and preparation for college, career, and civic life.

AYES:

NOES:

ABSENT:

President, Board of Trustees

Lakeside Union School District

Attested to, Secretary of the Board of Trustees

LAKESIDE UNION SCHOOL DISTRICT

Governing Board Meeting Date: 9/12/24

Agenda Item: **LCAP Updates**

Background (Describe purpose/rationale of the agenda item): SDCOE conducted an additional review of District LCAP documents over the summer. LUSD was asked to make a few minor changes to the document that do not change the substance of the LCAP. A new copy with the mostly formatting changes was uploaded onto our website.

Fiscal Impact (Cost): NONE
Funding Source: NA

Addresses Emphasis Goal(s): ALL

#1: Academic Achievement

#2: Social Emotional

#3: Physical Environments

Recommended Action:

- Informational**
- Discussion**
- Approval**
- Adoption**

- Denial/Rejection**
- Ratification**
- Explanation:** Click here to enter text.


Originating Department/School: Education Services

Submitted/Recommended By:

Approved for Submission to the Governing Board:



Principal/Department Head Signature



Dr. Rhonda Taylor, Superintendent

Reviewed by Cabinet Member 

LAKE SIDE UNION SCHOOL DISTRICT

Governing Board Meeting Date: September 12, 2024

Agenda Item:

After School Intervention Teacher Job Description

Background (Describe purpose/rationale of the agenda item):

Updated job description based on learnings from year one of the program.

Fiscal Impact (Cost):

NA

Funding Source:

NA

Recommended Action:

- | | |
|--|---|
| <input type="checkbox"/> Informational | <input type="checkbox"/> Denial/Rejection |
| <input type="checkbox"/> Discussion | <input type="checkbox"/> Ratification |
| <input checked="" type="checkbox"/> Approval | <input type="checkbox"/> Explanation: Click here to enter text. |
| <input type="checkbox"/> Adoption | |

Originating Department/School: Ed Services

Submitted/Recommended By:

Approved for Submission to the Governing Board:


Principal/Department Head Signature


Dr. Rhonda Taylor, Superintendent

Reviewed by Cabinet Member _____



LAKESIDE UNION SCHOOL DISTRICT

Igniting Passion in Today's Students for Tomorrow's Opportunities

Title: Before or After School Intervention Teacher, Grades 3-6	FLSA STATUS: N/A	CREATED: 8/31/2023
SUPERVISOR: Assistant Superintendent, Ed Services	SUPERVISES: N/A	REVISED: N/A
DEPARTMENT: Ed Services	BARGAINING UNIT: Certificated	APPROVED: N/A

JOB SUMMARY

Under the direction of the Ed Services department and the Intervention TOSA in charge of the Encore before or after school intervention program, the before or after school intervention teacher will be responsible for implementing small group lessons designed to improve student outcomes in reading ability in students in grades 3-6.

ESSENTIAL DUTIES & RESPONSIBILITIES

- Teach small group intervention program for students in grades 3-6 using the core curriculum provided by the district
- Respond to inquiries on student progress from stakeholders in a timely manner
- Monitor, assess, and report on student data via the district online student monitoring database
- Complete all necessary monitoring assessment (Dibels ORF & Maze) on all intervention students during each intervention cycle
- Collaborate professionally and in a positive, effective manner with all stakeholders including intervention teams and the Intervention TOSA for the benefit of improving student outcomes in reading.
- Engage in on-going professional development in the field of intervention including learning various different intervention curricula in order to assist the district in collecting feedback on various options available
- Build and maintain positive relationships with all intervention students and families
- Assist students in creating S.M.A.R.T. goals at the beginning of each Encore intervention session as well as helping them reflect/review those goals throughout the session as needed
- Maintain an effective, positive classroom management system conducive to learning for all students
- Provide timely, ongoing parent feedback throughout the intervention cycle
- Maintain up-to-date daily records that reflect accurate student attendance
- Follow-up with families if a student is absent from Encore for more than (1) day, but was present during regular school hours. Report all Encore attendance issues to the Intervention TOSA if attendance concerns continue.

QUALIFICATIONS

To perform this job successfully, an individual must be able to perform each essential duty satisfactorily. The requirements listed below are representative of the knowledge, skill, and/or ability required:

- Interpersonal skills including tact, patience, and professional courtesy when interacting with students, families, and district staff members



LAKESIDE UNION SCHOOL DISTRICT

Igniting Passion in Today's Students for Tomorrow's Opportunities

- Willingness and patience to learn and implement new intervention curricula
- Ability to administer progress monitoring assessment and input data into an online data management system
- Ability to plan and prioritize your ENCORE teaching and prep time
- Ability to analyze student performance data and to use that data to plan/implement meaningful, engaging student lessons to improve student reading outcomes
- Ability to communicate clearly and effectively with stakeholders, including asking questions, voicing opinions in a constructive, positive manner, and offering suggestions that improve and move the invention program forward.

CERTIFICATIONS

- Holds a valid California Teaching Credential issued by the California Commission on Teacher Credentialing
- First Aid and CPR Certification

WORK ENVIRONMENT

The work environment characteristics described here are representative of those an employee encounters while performing the essential functions of this job. Reasonable accommodations may be made to enable individuals with disabilities to perform the essential functions.

- Office/School-Site

PHYSICAL DEMANDS

The physical demands described here are representative of those that must be met by an employee to successfully perform the essential functions of this job. Reasonable accommodations may be made to enable individuals with disabilities to perform the essential functions.

While performing the duties of this job, the employee is regularly required to stand; walk; use hands to finger, handle, or feel objects, tools, or controls; reach with hands and arms; talk or hear; and taste or smell. The employee is occasionally required to sit and stoop, kneel, crouch, or crawl.

Specific vision abilities required by this job include close vision, distance vision, color vision, peripheral vision, depth perception, and the ability to assist focus.

- Ability to stand and/or circulate for extended periods of time
- Ability to see for purposes of reading printed materials pertaining to the position and observing staff/students
- Ability to hear and understand speech at normal levels
- Ability to communicate so others will be able to clearly understand processes and expectations
- Ability to bend, twist, stoop, kneel, and reach in all directions
- Ability to lift to 50 pounds

The information contained in this job description is for compliance with the Americans with Disabilities Act (ADA) and is not an exhaustive list of the duties performed.

LAKESIDE UNION SCHOOL DISTRICT

Governing Board Meeting Date: September 12, 2024

Agenda Item:

Middle School VP Extra Pay Agreement

Background (Describe purpose/rationale of the agenda item):

The Vice Principals participated in SDCOE/WestEd facilitated three day kick-off of a full year professional development opportunity, Culturally Sustaining ELD Collaborative grades 6-12.

Fiscal Impact (Cost):

\$4,445.70

Funding Source:

Title III

Recommended Action:

- | | |
|--|---|
| <input type="checkbox"/> Informational | <input type="checkbox"/> Denial/Rejection |
| <input type="checkbox"/> Discussion | <input type="checkbox"/> Ratification |
| <input checked="" type="checkbox"/> Approval | <input type="checkbox"/> Explanation: Click here to enter text. |
| <input type="checkbox"/> Adoption | |

Originating Department/School: Ed Services

Submitted/Recommended By:

Approved for Submission to the Governing Board:


Principal/Department Head Signature


Dr. Rhonda Taylor, Superintendent

Reviewed by Cabinet Member _____

Middle School VP Extra Pay Agreement

Extra Pay Dates: July 29, July 30, and August 1, 2024

Rate of Pay: daily rate

Activity: Participate in SDCOE/WestEd facilitated three day kick-off of a full year professional development opportunity, Culturally Sustaining ELD Collaborative grades 6-12.

Instructional purpose:

The purpose of the Collaborative is to build capacity among its members to implement culturally sustaining systems and practices to achieve equitable outcomes for multilingual learner students in middle and high school. The Collaborative uses an asset-based approach to mobilize the combined knowledge and experience of educators, families, and community members in local teams to co-design and implement a comprehensive approach to ELD.

The Collaborative engages members with diverse voices and perspectives that represent three critical strands. Middle School VP's will participate in the systems strand.

Two overarching goals guide participants as they engage in strand-specific activities:

- Goal 1: Increase meaningful learning partnerships with multilingual learner students and their families by valuing and sustaining their cultural and linguistic assets and experiences.
 - Systems strand: Gain a deeper understanding of the cultural and linguistic strengths and experiences of students, families, and communities in order to empower the community and co-design concrete actions and next steps in transforming the system
- Goal 2: Improve instructional experiences and academic outcomes for multilingual learner students through evidence-based and culturally sustaining practices.
 - Systems strand: Increase capacity to establish systemic conditions (data culture, continuous improvement, instructional leadership, and family engagement, etc.) for culturally sustaining ELD, in order to improve outcomes for multilingual learner students

Funding Source: Title III

Vice Principal Signature

Date

Assistant Superintendent Signature

Date

LAKESIDE UNION SCHOOL DISTRICT

Governing Board Meeting Date: September 12, 2024

Agenda Item:

Adoption of Board Bylaws 9220 and Exhibit -E (1): Governing Board Elections

Background (Describe purpose/rationale of the agenda item):

As a first reading has been done on August 8, 2024, adoption is requested of Board Bylaw 9220: Governing Board Elections with the following changes proposed: Bylaw updated to reference that a city/county charter might take precedence over district policies in regard to school board elections. Additionally, bylaw updated to reflect NEW LAW (AB 764, 2023), also known as the Fair And Inclusive Redistricting for Municipalities And Political Subdivisions (FAIR MAPS) Act, which establishes a comprehensive set of rules that local governments, including school districts, must follow during the redistricting process. In addition, bylaw updated to reference new Exhibit (1), which includes a non-exhaustive list of offenses the conviction of which makes someone ineligible to be a school board member. Bylaw also updated for clarity, precision, organization, and consistency.

Fiscal Impact (Cost):

N/A

Funding Source:

N/A

Addresses Emphasis Goal(s):

#1: Academic Achievement #2: Social Emotional #3: Physical Environments

Recommended Action:

- Informational
- Discussion
- Approval
- Adoption
- Denial/Rejection
- Ratification
- Explanation: Click here to enter text.

Originating Department/School: Superintendent

Submitted/Recommended By:

Approved for Submission to the Governing Board:


Rachel Camarero, Executive Assistant


Dr. Rhonda Taylor, Superintendent

Reviewed by Cabinet Member _____

GOVERNING BOARD ELECTIONS**Board Member Qualifications**

Any person is eligible to be a Governing Board member, without further qualifications, if the person is: 18 years of age or older, a citizen of California; a resident of the school district or, if applicable, the trustee area; a registered voter; and not legally disqualified from holding civil office. (Education Code 35107)

A person is not eligible to be a member of the board if they have been convicted of an offense(s) as specified in law and the accompanying exhibit, except when the person has been granted a pardon in accordance with law. A district employee duly elected to the Board shall resign from district employment, or shall otherwise cease being a district employee, before being sworn in. If a district employee duly elected to the Board is sworn in and remains a district employee, then the employment shall automatically terminate upon being sworn into office. (Education Code 35107)

The Board encourages all candidates to become knowledgeable about the role of board members. The Superintendent or designee shall provide a Board candidate, upon request by the candidate, with information that will enable them to understand the responsibilities and expectations of being a Board member, including information regarding available workshops, seminars, and/or training. Additionally, the Superintendent or designee shall provide a Board candidate, upon request by the candidate, the county election official's contact information and general information about school programs, district operations, and Board responsibilities.

Recalling a Board Member

A Board member may be recalled as permitted by Elections Code 11000-11386. To commence a recall of a Board Member, proponents shall serve, file and publish or post a notice of intention to circulate the recall petition as specified by law and any applicable county elections official directives. Additionally, the recall petition, shall be in the format provided by the Secretary of State and include, among other things, an estimate of the cost of conducting the special election, as determined by the county elections official, in consultation with the district.

Within 14 days after the regular meeting at which the Board receives a certificate of sufficiency of signatures on a recall petition from a county elections official, the Board shall order an election to be held to determine whether the Board member named in the petition shall be recalled. The election shall be held not less than 88, nor more than 125, days after the date that the Board orders the election. However, the election may be conducted within 180 days after the issuance of the Board's order to consolidate the election with a regularly scheduled election. (Elections Code 11240-11242)

A recall election of a Board member shall be conducted in accordance with Elections Code 11381-11386.

If a recall of a Board member is successful, that Board member's seat becomes vacant and shall be

filled in accordance with Education Code 5090-95 and Board Bylaw 9223 - Filling Vacancies.

Consolidation of Elections

The Board may consolidate Board elections with the local municipal or statewide primary or general election in accordance with Elections Code 1302.

Additionally, if a regularly scheduled Board election held other than on a statewide election date results in a decrease in local voter turnout of 25 percent or more compared to the average local turnout for the previous four statewide general elections, the Board shall take action to consolidate Board elections with statewide elections (in accordance with Elections Code 14051-14052).

In order to consolidate elections, the Board shall adopt a resolution and submit it to the County Board of Supervisors for approval not later than 240 days prior to the date of the currently scheduled district election. (Elections Code 10404.5)

Whenever a regularly scheduled Board election is changed due to consolidation of elections, the terms of office of incumbent Board members shall be extended to align with the next applicable election. (Elections Code 10404.5)

Elections Process and Procedures

For each election, upon certification by the County Board of Supervisors, the Board shall declare who has been elected to the Board in accordance with law. (Election Code 15400)

A Board member whose term has expired shall continue to discharge the duties of the office until a successor has qualified by taking the oath of office. (Government Code 1302, 1360)

Each Board Member shall reside in the trustee area they represent and shall be elected by voters residing within the trustee area. Trustee areas shall be balanced by population as required by state and federal law.

The Board may review the district's Board election method to determine whether any modification is necessary.

If the district seeks to change its election method, the Board shall follow procedural requirements and hold public hearings in accordance with Elections Code 10010 and 21100-21150 before adopting a resolution at an open meeting specifying the change and obtain approval from the county committee on school district organization having jurisdiction over the district in accordance with Education Code 5019.

The election method or trustee-area boundaries in effect at the beginning of a Board member's term shall be used when any vacancy that occurs during that term is to be filled, even if, during the term, the district has adopted "by-trustee area" election method or trustee area boundaries have been adjusted.

GOVERNING BOARD ELECTIONS (continued)

Campaign Conduct

All candidates, including current Board members running as incumbents, shall abide by local, county, state, and federal requirements regarding campaign contributions, funding, and expenditures.

A Board member shall not expend, and a candidate shall not accept, any public money for the purpose of seeking elective office. However, the district may establish a dedicated fund for those seeking election to the Board, provided that the funds are available to all candidates who are qualified pursuant to Education Code 35107 without regard to incumbency or political preference. (Government Code 85300)

In order to help protect the public's trust in the electoral process as well as the public's confidence in the Board and district, the Board encourages all candidates to sign and adhere to the principles in the Code of Fair Campaign Practices pursuant to Elections Code 20440.

Statement of Qualifications

On the 125th day prior to the day fixed for the general district election, the Board secretary or his/her designee shall deliver a notice, bearing the secretary's signature and district seal, to the county elections official describing both of the following: (Elections Code 10509)

1. The elective offices of the district to be filled at the general election and which offices, if any, are for the balance of an unexpired term
2. Whether the district or the candidate is to pay for the publication of a statement of qualifications pursuant to Elections Code 13307

Candidates for the Board may submit a candidate statement to the elections official for inclusion in the voter's pamphlet. Candidate statements shall be limited to no more than 200 words. (Elections Code 13307)

When the elections official allows for the electronic distribution of candidate statements, a candidate for the Board may, in addition to or instead of submitting a candidate statement for inclusion in the mailed voter's pamphlet, prepare and submit a candidate statement for electronic distribution.

The district shall assume no part of the cost of printing, handling, translating, mailing, or electronically distributing candidate statements filed pursuant to Elections Code 13307. As a condition of having candidate statements included in the voter's pamphlet, the district may require candidates to pay their estimated pro rata share of these costs to the district in advance pursuant to Elections Code 13307.

GOVERNING BOARD ELECTIONS (continued)

Tie Votes in Board Member Elections

Whenever the County Superintendent of Schools certifies to the Board that there is a tie vote such that it is impossible to determine which of two or more candidates has been elected to the Board, the Board shall immediately notify the candidates who received the tie votes of the time and place where the candidates or their representatives should appear before the Board. The Board at that time and place shall determine the winner by lot. (Education Code 5016)

Board Candidate Orientation

The Governing Board desires to provide Board candidates with orientation that will enable them to understand the responsibilities and expectations of Board membership. The Superintendent or designee shall provide all candidates with general information about school programs, district operations, and Board responsibilities. He/she may also provide candidates with information about the election process, including, but not limited to, information about campaign conduct and ballot statement information.

The Board encourages all candidates to attend public Board meetings during the period of their candidacy. Candidates shall have the same access as members of the public to district staff and information.

The Board and staff will seek to be impartial as they cooperate with Board candidates. The Board expects candidates to recognize that until and unless they are sworn in as Board, their official status is that of other members of the public, and thus are not entitled to privileged information discussed in closed session.

Legal Reference:

State

CA Constitution Article 2, Section 2
CA Constitution Article 7, Section 7
CA Constitution Article 7, Section 8
Ed. Code 1006

Ed. Code 35107
Ed. Code 35177
Ed. Code 35239

Ed. Code 5000-5033
Ed. Code 5091
Ed. Code 5220-5231
Ed. Code 5300-5304
Ed. Code 5320-5329
Ed. Code 5340-5345

Description

[Voters; qualifications](#)
[Conflicting offices](#)
[Disqualification from office](#)
[Prohibition against school district employees serving on county board of education](#)
[School district employees](#)
[Campaign expenditures or contributions](#)
[Compensation of governing board member of districts with less than 70 ADA](#)
[Election of school district board members](#)
[Vacancies; petition for special election](#)
[Elections](#)
[General provisions; conduct of elections](#)
[Order and call of elections](#)
[Consolidation of elections](#)

Ed. Code 5360-5363
Ed. Code 5380
Ed. Code 5390
Ed. Code 5420-5426
Ed. Code 5440-5442
Ed. Code 7054
Elec. Code 10010
Elec. Code 10400-10418
Elec. Code 10509
Elec. Code 10600-10604
Elec. Code 11000
Elec. Code 1302
Elec. Code 13307
Elec. Code 13308
Elec. Code 13309
Elec. Code 14025-14032
Elec. Code 14050-14057
Elec. Code 15400
Elec. Code 18501
Elec. Code 20
Elec. Code 20440
Elec. Code 21100-21180
Elec. Code 2201
Elec. Code 4000-4008
Gov. Code 1021
Gov. Code 1097
Gov. Code 12940
Gov. Code 1770
Gov. Code 81000-91014
Gov. Code 9055
Gov. Code 9412
Pen. Code 165
Pen. Code 2772
Pen. Code 2790
Pen. Code 424

Pen. Code 661
Pen. Code 67
Pen. Code 68
Pen. Code 74
Pen. Code 88
Pen. Code 98
Federal
52 USC 10301-10508
Management Resources
Attorney General Opinion
Attorney General Opinion

[Election notice](#)
[Compensation; election officer](#)
[Qualifications of voters](#)
[Cost of elections](#)
[Miscellaneous provisions](#)
[Use of district property; campaign purposes](#)
[District boundaries](#)
[Consolidation of elections](#)
[Notice of election by secretary](#)
[School district elections](#)
[Recall of officers](#)
[Local elections; school district election](#)
[Candidate's statement](#)
[Candidate's statement contents](#)
[Candidate's statement: indigence](#)
[California Voting Rights Act](#)
[California Voter Participation Rights Act](#)
Announcement of election results
Election fraud
[Public office eligibility](#)
[Code of Fair Campaign Practices](#)
FAIR MAPS Act
[Grounds for cancellation](#)
Elections conducted wholly by mail
[Conviction of crime](#)
[Illegal participation in public contract](#)
[Unlawful discriminatory employment practices](#)
[Vacancy of office](#)
[Political Reform Act](#)
Committing crimes against legislative power
Refusing to appear
Bribes to members of city council
Interfering with the work of prisoners
Interrupting the work of prisoners
[Embezzlement and falsification of accounts by public officers](#)
[Removal for neglect or violation of official duty](#)
Giving bribes
[Receiving bribes](#)
[Acceptance of gratuity](#)
[Crimes against legislative power](#)
Crimes against public justice
Description
Voting Rights Act
Description
105 Ops.Cal.Atty.Gen. 182 (2022)
69 Ops.Cal.Atty.Gen. 290 (1986)

Attorney General Opinion	81 Ops.Cal.Atty.Gen. 98 (1998)
Attorney General Opinion	83 Ops.Cal.Atty.Gen. 181 (2000)
Attorney General Opinion	85 Ops.Cal.Atty.Gen. 49 (2002)
Court Decision	Dusch v. Davis (1967) 387 U.S. 112
Court Decision	Randall v. Sorrell (2006) 126 S.Ct. 2479
Court Decision	Rey v. Madera Unified School District (2012) 203 Cal. App. 4th 1223
Court Decision	Sanchez v. City of Modesto (2006) 145 Cal. App. 4th 660
CSBA Publication	Legal Alert on the Impact of Senate Bill No. 415 on School Board Elections, January 2017
Website	CSBA District and County Office of Education Legal Services
Website	Institute for Local Government
Website	Fair Political Practices Commission
Website	California Secretary of State's Office
Website	CSBA
Cross References	

Code	Description
0410	Nondiscrimination In District Programs And Activities
9005	Governance Standards
9110	Terms Of Office
9223	Filling Vacancies
9224	Oath Or Affirmation
9230	Orientation
9240	Board Training
9270	Conflict Of Interest
9270	Conflict Of Interest
9320	Meetings And Notices

Bylaw
adopted: September 17, 2012
revised: September 12, 2024

LAKESIDE UNION SCHOOL DISTRICT
Lakeside, California

GOVERNING BOARD ELECTIONS

This exhibit is a non-exhaustive list of offenses the conviction of which disqualifies a person from holding public office, including as a Governing Board member of a school district, in the State of California.

1. California Constitution, Article VII, Section 8: Giving or offering a bribe to procure personal election or appointment
2. California Constitution, Article VII, Section 8: Committing bribery, perjury, forgery, malfeasance in office, or other high crimes
3. Penal Code section 67: Giving or offering a bribe to any executive officer in the state to influence any decision made by that officer in their official capacity
4. Penal Code section 68: While an executive or ministerial officer, employee, or appointee of the state, a county, a city, or another political subdivision of the state, asking for, receiving, or agreeing to receive any bribe to influence any decision made by that person in their official capacity
5. Penal Code section 74: As a public officer, for gratuity or reward, appointing another person to public office, or permitting another person to exercise or discharge the duties of their office
6. Penal Code section 88: While a member of the Legislature or of a legislative body of a city, county, city and county, school district, or other special district, committing any of various crimes against the Legislative power, including bribery and logrolling
7. Penal Code section 98: While an officer, committing any of various bribery and corruption crimes against the public justice as specified in Penal Code 92-100, including bribing or threatening judges or jurors
8. Penal Code section 165: Giving or offering a bribe to a member of a city council or a board of supervisors to influence any decision made by that member in their official capacity
9. Penal Code section 424: While an officer of the state or of any county, city, town, or district of the state, or while otherwise charged with the receipt, safekeeping, transfer, or disbursement of public moneys, appropriating such moneys for personal use, or refusing to pay any public moneys as required by law
10. Penal Code section 2772: Interfering with the work of prisoners employed at a road camp, or giving or attempting to give such prisoners any controlled substances, intoxicating liquors, firearms, weapons, or explosives of any kind
11. Penal Code section 2790: Interrupting the work of prisoners employed at a public park or camp, or giving or attempting to give such prisoners any controlled substances, intoxicating liquors, firearms, weapons, or explosives of any kind

12. Government Code section 1021: Committing designated crimes as specified in the California Constitution or state law
13. Government Code section 1097: While a public official, being financially interested in a contract made in their official capacity, or by any body or board of which he or she is a member, or aiding or abetting a public official in committing such a violation
14. Government Code section 9055: While a member of the Legislature or of a legislative body of a city, county, city and county, school district, or other special district, committing any of various crimes against the Legislative power, including bribery and logrolling
15. Government Code section 9412: While a member of the Legislature, refusing to appear before the Senate, Assembly, or any committee of the Legislature after being summoned to testify, or while appearing before the Senate, Assembly, or any committee, refusing to be sworn or to answer any material and proper question, or refusing to produce, upon reasonable notice, any material and proper books, papers, or documents in their possession and under their control
16. Elections Code section 20: Committing a felony involving accepting or giving, or offering to give, any bribe, the embezzlement of public money, extortion or theft of public money, perjury, or conspiracy to commit any of those crimes
17. Elections Code section 18501: While a public official, aiding the illegal casting of a vote at an election or otherwise facilitating the perpetration of election fraud

Policy Reference Disclaimer:

These references are not intended to be part of the policy itself, nor do they indicate the basis or authority for the board to enact this policy. Instead, they are provided as additional resources for those interested in the subject matter of the policy.

State	Description
CA Constitution Article 2, Section 2	<u>Voters; qualifications</u>
CA Constitution Article 7, Section 7	<u>Conflicting offices</u>
CA Constitution Article 7, Section 8	<u>Disqualification from office</u>
Ed. Code 1006	<u>Prohibition against school district employees serving on county board of education</u>
Ed. Code 35107	<u>School district employees</u>
Ed. Code 35177	<u>Campaign expenditures or contributions</u>
Ed. Code 35239	<u>Compensation of governing board member of districts with less than 70 ADA</u>
Ed. Code 5000-5033	<u>Election of school district board members</u>
Ed. Code 5091	<u>Vacancies; petition for special election</u>
Ed. Code 5220-5231	<u>Elections</u>
Ed. Code 5300-5304	<u>General provisions; conduct of elections</u>
Ed. Code 5320-5329	<u>Order and call of elections</u>

Ed. Code 5340-5345	Consolidation of elections
Ed. Code 5360-5363	Election notice
Ed. Code 5380	Compensation; election officer
Ed. Code 5390	Qualifications of voters
Ed. Code 5420-5426	Cost of elections
Ed. Code 5440-5442	Miscellaneous provisions
Ed. Code 7054	Use of district property; campaign purposes
Elec. Code 10010	District boundaries
Elec. Code 10400-10418	Consolidation of elections
Elec. Code 10509	Notice of election by secretary
Elec. Code 10600-10604	School district elections
Elec. Code 11000	Recall of officers
Elec. Code 1302	Local elections; school district election
Elec. Code 13307	Candidate's statement
Elec. Code 13308	Candidate's statement contents
Elec. Code 13309	Candidate's statement; indigence
Elec. Code 14025-14032	California Voting Rights Act
Elec. Code 14050-14057	California Voter Participation Rights Act
Elec. Code 15400	Announcement of election results
Elec. Code 18501	Election fraud
Elec. Code 20	Public office eligibility
Elec. Code 20440	Code of Fair Campaign Practices
Elec. Code 21100-21180	FAIR MAPS Act
Elec. Code 2201	Grounds for cancellation
Elec. Code 4000-4008	Elections conducted wholly by mail
Gov. Code 1021	Conviction of crime
Gov. Code 1097	Illegal participation in public contract
Gov. Code 12940	Unlawful discriminatory employment practices
Gov. Code 1770	Vacancy of office
Gov. Code 81000-91014	Political Reform Act
Gov. Code 9055	Committing crimes against legislative power
Gov. Code 9412	Refusing to appear
Pen. Code 165	Bribes to members of city council

Pen. Code 2772	Interfering with the work of prisoners
Pen. Code 2790	Interrupting the work of prisoners
Pen. Code 424	Embezzlement and falsification of accounts by public officers
Pen. Code 661	Removal for neglect or violation of official duty
Pen. Code 67	Giving bribes
Pen. Code 68	Receiving bribes
Pen. Code 74	Acceptance of gratuity
Pen. Code 88	Crimes against legislative power
Pen. Code 98	Crimes against public justice

Federal

52 USC 10301-10508

Management Resources

Attorney General Opinion

Attorney General Opinion

Attorney General Opinion

Attorney General Opinion

Attorney General Opinion

Court Decision

Court Decision

Court Decision

Court Decision

CSBA Publication

Website

Website

Website

Website

Website

Cross References

Code

0410

9005

9110

Description

Voting Rights Act

Description

105 Ops.Cal.Atty.Gen. 182 (2022)

69 Ops.Cal.Atty.Gen. 290 (1986)

81 Ops.Cal.Atty.Gen. 98 (1998)

83 Ops.Cal.Atty.Gen. 181 (2000)

85 Ops.Cal.Atty.Gen. 49 (2002)

Dusch v. Davis (1967) 387 U.S. 112

Randall v. Sorrell (2006) 126 S.Ct. 2479

Rey v. Madera Unified School District (2012) 203 Cal. App. 4th 1223

Sanchez v. City of Modesto (2006) 145 Cal. App. 4th 660

Legal Alert on the Impact of Senate Bill No. 415 on School Board Elections, January 2017

[CSBA District and County Office of Education Legal Services](#)

[Institute for Local Government](#)

[Fair Political Practices Commission](#)

[California Secretary of State's Office](#)

[CSBA](#)

Description

Nondiscrimination In District Programs And Activities

Governance Standards

Terms Of Office

9223	Filling Vacancies
9224	Oath Or Affirmation
9230	Orientation
9240	Board Training
9270	Conflict Of Interest
9270	Conflict Of Interest
9320	Meetings And Notices

LAKESIDE UNION SCHOOL DISTRICT

Governing Board Meeting Date: September 12, 2024

Agenda Item:

Adoption of Board Bylaw 9223: Filing Vacancies

Background (Describe purpose/rationale of the agenda item):

As a First reading was done August 8, 2024, adoption is requested of Board Bylaw: Filing Vacancies with the following changes proposed: Bylaw updated to reflect NEW LAW (AB 1326, 2023), which requires that the notice of a provisional appointment be posted on the district's website. Additionally, bylaw updated to (1) focus on filling vacancy by appointment rather than special election, (2) enable the Governing Board to approve, by resolution, the procedures for selecting the person to be provisionally appointed to fill the vacancy, and (3) explain how long an appointed Board member may serve. In addition, bylaw updated for clarity, precision, organization, and consistency.

Fiscal Impact (Cost):

N/A

Funding Source:

Click here to enter text.

Addresses Emphasis Goal(s):

- #1:** Academic Achievement **#2:** Social Emotional **#3:** Physical Environments

Recommended Action:

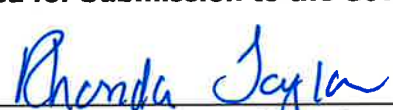
- Informational** **Denial/Rejection**
 Discussion **Ratification**
 Approval **Explanation:** Click here to enter text.
 Adoption

Originating Department/School: Superintendent

Submitted/Recommended By:

Approved for Submission to the Governing Board:


Rachel Camarero, Executive Assistant


Dr. Rhonda Taylor, Superintendent

Reviewed by Cabinet Member _____

FILLING VACANCIES

Events Causing a Vacancy

A vacancy on the Governing Board may occur for any of the following events:

1. The death of an incumbent (Government Code 1770)
2. The adjudication pursuant to a quo warranto proceeding declaring that an incumbent is physically or mentally incapacitated due to disease, illness, or accident and that there is reasonable cause to believe that the incumbent will not be able to perform the duties of his/her office for the remainder of his/her term (Government Code 1770)
3. A Board member's resignation in accordance with Board Bylaw 9222 - Resignation (Government Code 1770)
4. A Board member's removal from office, including by recall (Elections Code 11384-11386; Government Code 1770)
5. A Board member's ceasing to be a resident of the district (Government Code 1770)
6. A Board member's ceasing to inhabit the trustee area represented by the Board member (Government Code 1770)
7. A Board member's absence from the state for more than 60 days, except in the following situations: (Government Code 1064, 1770)
 - a. Upon district business with the approval of the Board
 - b. With the consent of the Board for an additional period not to exceed a total absence of 90 days Or, in the case of illness or other urgent necessity, and upon a proper showing thereof, more than 90 days.
 - c. For federal military deployment, not to exceed an absence of a total of six months, as a member of the armed forces of the United States or the California National Guard

If the absence of the Board member for this purpose exceeds six months, the Board may approve an additional six-month absence upon a showing that there is a reasonable expectation that the member will return within the second six-month period, and the Board may appoint an interim member to serve in his/her absence. If two or more Board members are absent by reason of these circumstances, and those absences result in the inability to establish a quorum at a regular meeting, the Board may immediately appoint one or more interim members as necessary to enable the Board to conduct business and discharge its responsibilities. The term of an interim member appointed in these

FILLING VACANCIES (continued)

circumstances shall not extend beyond the return of the absent Board member or beyond the next regularly scheduled election for that office, whichever occurs first.

8. A Board member's ceasing to discharge the duties of his/her office for the period of three consecutive months, except when prevented by sickness or when absent from the state with the permission required by law (Government Code 1770)
9. A Board member's conviction of a felony or any offense involving a violation of his/her official duties or conviction of a designated crime resulting in a forfeiture of office (Government Code 1770, 3000-3003)
10. A Board member's refusal or neglect to file his/her required oath or bond within the time prescribed (Government Code 1770)
11. The decision of a competent tribunal declaring void a Board member's election or appointment (Government Code 1770)
12. A Board member's commitment to a hospital or sanitarium as a drug addict, dipsomaniac, inebriate, or stimulant addict by a court of competent jurisdiction, in which case the office shall not be deemed vacant until the order of commitment has become final (Government Code 1770)
13. A "failure to elect" in which no candidate or an insufficient number of candidates have filed to run for a Board seat(s) (Education Code 5090, 5326, 5328)

Timelines for Filling a Vacancy

When a vacancy occurs, the Board shall take the following action, as appropriate:

1. When a vacancy occurs within four months of the end of a Board member's term, the Board shall take no action. (Education Code 5093)
2. When a vacancy occurs between six months and 130 days before a regularly scheduled Board election at which the vacant position is not scheduled to be filled, the vacancy shall be filled by a special election consolidated with the regular election. The person so elected shall take office at the first regularly scheduled Board meeting following the certification of the election and shall serve only until the end of the term of the position which he/she was elected to fill. (Education Code 5093)
3. When a vacancy occurs any time outside of the statutory time windows identified in Items #1 and #2 above, the Board shall either order an election or make a provisional appointment within 60 days of the date of the vacancy or the filing of the member's deferred resignation, whichever is sooner. (Education Code 5091, 5093)

FILLING VACANCIES (continued)**Eligibility for Appointment**

In order to be appointed to fill a vacancy on the Board, a person must meet the eligibility requirements specified in law and Board Bylaw 9220 - Governing Board Elections.

Provisional Appointments

When, as authorized by law, the Board has opted to make a provisional appointment to fill a vacancy, the Board by resolution, may approve the procedures for selecting the person to be provisionally appointed to fill the vacancy. These procedures may, but are not required to, include the following:

1. Advertising in the local media to solicit candidate applications.
2. Establishing a committee consisting of less than a quorum of the Board shall to ensure that applicants are eligible for Board membership and announce the names of the eligible candidates.
3. Interviewing the candidates at a public meeting.

Within 10 days after the Board makes a provisional appointment to fill a Board vacancy, the Superintendent or designee shall post a notice of the actual vacancy, or the filing of a deferred resignation, and the provisional appointment. The Superintendent or designee shall be posted in the Notice as follows: (Education Code 5092)

1. In three public places in the district or, if applicable, trustee area
2. On the district's website
3. In a newspaper of general circulation published in the district, if such a newspaper exists

The notice shall contain: (Education Code 5092)

1. The fact of the vacancy or resignation
2. The date of the occurrence of the vacancy or the date of the filing of, and the effective date of, the resignation
3. The full name of the provisional appointee to the Board and the date of the provisional appointee's appointment

FILLING VACANCIES (continued)

4. A statement notifying the voters that unless a petition calling for a special election pursuant to Education Code 5091 is filed in the office of the County Superintendent of Schools within 30 days of the provisional appointment, the appointment shall become effective

The person appointed shall only hold office until the next regularly scheduled election for district Board members. (Education Code 5091)

If within 30 days of the Board's appointment, registered voters of the district or, where elections are by trustee areas, of the trustee area, submit a petition for special election that the County Superintendent determines to be legally sufficient, the provisional appointment is terminated, and a special election shall be held in accordance with Education Code 5091 to fill the vacancy.

Appointment Due to Failure to Elect

When a vacancy occurs because no candidate or an insufficient number of candidates have been nominated and a district election will not be held, the Board shall appoint a qualified person to the office. This appointment shall be made at a meeting prior to the day fixed for the election and the appointee shall be seated at the organizational meeting as if elected at the district election. (Education Code 5328)

When an appointment is being made because of a failure to elect, the district shall publish a notice once in a newspaper of general circulation published in the district, or if no such newspaper exists, in a newspaper having general circulation within the district. This notice shall state that the Board intends to make an appointment and shall inform persons of the procedure available for applying for the appointment. (Education Code 5328.5)

When, as authorized by law, the Board seeks to make an appointment because of a failure to elect, the Board, by resolution, may approve any additional procedures for selecting the person to be appointed to fill the vacancy.

State

Ed. Code 35107
 Ed. Code 35178
 Ed. Code 5000-5033
 Ed. Code 5090-5095
 Ed. Code 5200-5208
 Ed. Code 5300-5304
 Ed. Code 5320-5329
 Ed. Code 5340-5345
 Ed. Code 5360-5363
 Ed. Code 5420-5426
 Ed. Code 5440-5442

Description

[School district employees](#)
[Resignation with deferred effective date](#)
[Election of school district board members](#)
[Vacancies on the board](#)
[Districts governed by boards of education](#)
[General provisions; conduct of elections](#)
[Order and call of elections](#)
[Consolidation of elections](#)
[Election notice](#)
[Cost of elections](#)
[Miscellaneous provisions](#)

Elec. Code 10600-10604
Elec. Code 11000-11386
Gov. Code 1064
Gov. Code 1770
Gov. Code 3000-3003
Gov. Code 3060-3075
Gov. Code 54950-54963
Gov. Code 6061
Pen. Code 88

Federal

18 USC 704

Management Resources

Attorney General Opinion
Attorney General Opinion
CSBA Publication
Website

Website

Website

Cross References

Code

1113
1113
1113
1340
1340
9100
9110
9130
9220
9220
9222
9224
9230
9323.2
9323.2

[School district elections](#)

[Candidates for recall](#)

[Absence from state](#)

[Vacancy of office](#)

[Forfeiture of office](#)

[Removal other than by impeachment](#)

[The Ralph M. Brown Act](#)

[Manner of notice as prescribed in designated section](#)

[Crimes against legislative power](#)

Description

Military medals or decorations

Description

105 Ops.Cal.Atty.Gen. 182 (2022)

58 Ops.Cal.Atty.Gen. 888 (1975)

Filling a Board Vacancy, rev. 2022

[CSBA District and County Office of Education Legal Services](#)

[California State Attorney General's Office, Quo Warranto Applications](#)

[CSBA](#)

Description

District And School Websites

District And School Websites

District And School Websites

Access To District Records

Access To District Records

Organization

Terms Of Office

Board Committees

Governing Board Elections

Governing Board Elections

Resignation

Oath Or Affirmation

Orientation

Actions By The Board

Actions By The Board

LAKESIDE UNION SCHOOL DISTRICT

Governing Board Meeting Date: September 12, 2024

Agenda Item:

Adoption of Board Policy 2121: Superintendent's Contract

Background (Describe purpose/rationale of the agenda item):

As a first reading has been done on August 8, 2024, adoption is requested of Board Policy 2121: Superintendent's Contract with the following changes proposed: Policy Updated to delete a portion of the language related to limitations for discussing superintendent salary or other compensation in closed session as this material exists in other policy materials. Additionally, policy updated to reflect NEW LAW (SB 494, 2023) prohibiting a governing board from taking action to terminate a superintendent under specified conditions.

Fiscal Impact (Cost):

N/A

Funding Source:

N/A

Addresses Emphasis Goal(s):

- #1: Academic Achievement #2: Social Emotional #3: Physical Environments


Recommended Action:


- Informational Denial/Rejection
 Discussion Ratification
 Approval Explanation: Click here to enter text.
 Adoption

Originating Department/School: Superintendent

Submitted/Recommended By:

Approved for Submission to the Governing Board:


Rachel Camarero, Executive Assistant


Dr. Rhonda Taylor, Superintendent

Reviewed by Cabinet Member _____

SUPERINTENDENT'S CONTRACT

The Governing Board believes that the Superintendent's employment contract should outline the framework through which the Board and Superintendent are to work together as a governance team to achieve district goals and objectives. When approving the Superintendent's employment contract, the Board shall consider the value of stability in district administration the best use of district resources, and the Board's duty to ensure accountability to the public for the performance of the district's schools.

The contract shall be reviewed by the district legal counsel and may include the following:

1. Term of the contract, which shall be for no more than four years pursuant to Education Code 35031
2. Length of the work year and hours of work
3. Salary, health and welfare benefits, and other compensation for the position, including a statement that any subsequent increase in the Superintendent's salary shall be at the sole discretion of the Board
4. Reimbursement of work-related expenses, including mileage reimbursement, consistent with Board policies, regulations, and guidelines applicable to other professional administrative staff

The contract may also address payment for professional dues and activities, the district's provision of cell phones or other technological devices, and the use of a personal vehicle.

5. Vacation, illness and injury leave, and personal leaves
6. Professional Development
7. General duties and responsibilities of the position
8. Criteria, process, and procedure for annual evaluation of the Superintendent
9. A statement that there shall be no automatic renewal or extension of the contract, although the Board may enter into a new contract with the Superintendent prior to the expiration of the existing contract
10. Timeline for providing written notice to the Superintendent if the Board does not wish to enter into a new contract, which shall be at least 45 calendar days in advance of the expiration of the term of the contract pursuant to Education Code 35031, and the

SUPERINTENDENT'S CONTRACT (continued)

responsibility of the Superintendent to remind the Board in writing and in a timely manner of the requirement to give notice

11. Conditions and process for termination of the contract, including the maximum cash settlement that the Superintendent may receive if the contract is terminated prior to its expiration date
12. Matters related to liability and indemnification against demands, claims, suits, actions, and legal proceedings brought against the Superintendent's official capacity in the performance of employment-related duties

The Board may deliberate about terms of the contracts in closed session at a regular meeting. However, discussions regarding the salary, salary schedule, or other compensation may occur in the closed session of a regular meeting only between the Board and its designated representative(s) as permitted under Government Code 54957.6 Such deliberations shall not be held during a special meeting. (Government Code 54956, 54957, 54957.6)

Terms of the contract shall remain confidential until the ratification process commences.

The Board shall take final action on the Superintendent's contract during an open session of a regularly scheduled Board meeting, and that action shall be reflected in the Board's minutes. At that meeting, prior to taking action, the Board shall orally report a summary of the recommendations for the final action on the Superintendent's salary or compensation in the form of fringe benefits. (Government code 3511.1, 53262, 54953)

Copies of the contract and other public records created or received in the process of developing the recommendations related to the Superintendent's salary, benefits, and other compensation shall be available to the public upon request. (Government Code 53262, 54953)

Termination of Contract

Prior to the expiration of the contract, the Board may terminate the Superintendent's employment contract in accordance with law and applicable contract provisions.

In such an event, the maximum cash settlement that the Superintendent may receive upon termination of the contract shall not exceed the Superintendent's monthly salary multiplied by the number of months left on the contract, or the Superintendent's monthly salary multiplied by 12, whichever is less. (Government Code 53260)

The cash settlement shall not include any noncash items other than health benefits, which may be continued for the same duration of time as covered in the settlement or until the Superintendent finds other employment, whichever occurs first. (Government Code 53260, 53261)

SUPERINTENDENT'S CONTRACT (continued)

However, when the termination of the Superintendent's contract is based upon the Board's belief and subsequent confirmation through an independent audit that the Superintendent has engaged in fraud, misappropriation of funds, or other illegal fiscal practices, no cash or noncash settlement of any amount shall be provided. (Government Code 53260)

In addition, if the Superintendent is convicted of a crime involving an abuse of office or position, the Superintendent shall reimburse the district for payments received as paid leave salary pending investigation or as cash settlement upon termination, and for any funds expended by the district in defending the Superintendent against a crime involving the Superintendent's office or position. (Government Code 53260)

The Board shall not take action to terminate the Superintendent without cause at a special or emergency meeting of the Board. (Education Code 35150)

Additionally, the Board shall not take action to terminate the Superintendent without cause or within 30 days after the first convening of the Board after an election at which one or more Board members are elected or recalled. (Education Code 35150)

However, the Board may take action to terminate the Superintendent without cause at a regular meeting during any month in which a regular meeting of the Board is not scheduled. (Education Code 35150)

State	Description
Ed. Code 35031	Term of employment
Ed. Code 35150	Termination of superintendent
Ed. Code 41325-41328	Conditions of emergency apportionment
Gov. Code 3511.1-3511.2	Local agency executives
Gov. Code 53243-53243.4	Abuse of office
Gov. Code 53260-53264	Employment contracts
Gov. Code 54953	Oral summary of recommended salary and benefits of superintendent
Gov. Code 54954	Time and place of regular meetings
Gov. Code 54956	Special meetings
Gov. Code 54957	Closed session personnel matters
Gov. Code 54957.1	Closed session: public report of action taken
Gov. Code 54957.6	Closed sessions regarding employee matters
Gov. Code 7920.000-7930.215	California Public Records Act
Federal	Description
26 CFR 1.105-11	Self-insured medical reimbursement plan
26 USC 105	Self-insured medical reimbursement plan; definition of highly compensated individual
42 USC 300gg-16	Group health plan; nondiscrimination in favor of highly compensated individuals
Management Resources	Description

Attorney General Opinion
Attorney General Publication

Court Decision

CSBA Publication
Website

Website
Website
Website

Cross References

57 Ops. Cal. Atty. Gen. 209 (1974)

The Brown Act: Open Meetings for Legislative Bodies,
rev. 2003

San Diego Union v. City Council (1983) 146 Cal.App.3d
947

Superintendent Contract Template

[CSBA District and County Office of Education Legal
Services](#)

[California Office of the Attorney General](#)

[Association of California School Administrators](#)

[CSBA](#)

Code

0200

0460

0460

1340

1340

2110

2120

2140

2210

3312

3350

3580

3580

4040

4040

4112.9

4112.9

4117.5

4161

4161

4161.1

4161.2

4161.5

4161.8

4212.9

4212.9

4217.5

4254

4254

4261

4261

4261.2

4261.5

Description

Goals For The School District

Local Control And Accountability Plan

Local Control And Accountability Plan

Access To District Records

Access To District Records

Superintendent Responsibilities And Duties

Superintendent Recruitment And Selection

Evaluation Of The Superintendent

Administrative Discretion Regarding Board Policy

Contracts

Travel Expenses

District Records

District Records

Employee Use Of Technology

Employee Use Of Technology

Employee Notifications

Employee Notifications

Termination Agreements

Leaves

Leaves

Personal Illness/Injury Leave

Personal Leaves

Military Leave

Family Care And Medical Leave

Employee Notifications

Employee Notifications

Termination Agreements

Health And Welfare Benefits

Health And Welfare Benefits

Leaves

Leaves

Personal Leaves

Military Leave

4261.8	Family Care And Medical Leave
4312.1	Contracts
4312.9	Employee Notifications
4312.9	Employee Notifications
4317.5	Termination Agreements
4354	Health And Welfare Benefits
4354	Health And Welfare Benefits
4361	Leaves
4361	Leaves
4361.1	Personal Illness/Injury Leave
4361.2	Personal Leaves
4361.5	Military Leave
4361.8	Family Care And Medical Leave
9000	Role Of The Board
9011	Disclosure Of Confidential/Privileged Information
9124	Attorney
9320	Meetings And Notices
9321	Closed Session
9321	Closed Session
9321	Closed Session
9323.2	Actions By The Board
9323.2	Actions By The Board

adopted: September 17, 2012
revised: September 12, 2024

LAKESIDE UNION SCHOOL DISTRICT
Lakeside, California

LAKESIDE UNION SCHOOL DISTRICT

Governing Board Meeting Date: September 12, 2024

Agenda Item:

Adoption of Board Bylaw 9270: Conflict of Interest and Resolution No. 2025-02

Background (Describe purpose/rationale of the agenda item):

First reading and Adoption of updated Board Bylaw 9270: Conflict of Interest. Minor changes were made to Conflict of Interest Code, Page 10 to update position titles and add Director of Special Education and Director of Student Support as designated employees. Conflict of Interest Code is due to the County office by Oct. 18th. Resolution No. 2025-02 formalizes the adoption of the District's Conflict of Interest Code.

Fiscal Impact (Cost):

N/A

Funding Source:

Click here to enter text.

Addresses Emphasis Goal(s):

- #1:** Academic Achievement **#2:** Social Emotional **#3:** Physical Environments

Recommended Action:

- Informational** **Denial/Rejection**
 Discussion **Ratification**
 Approval **Explanation:** Click here to enter text.
 Adoption

Originating Department/School: Superintendent

Submitted/Recommended By:

Approved for Submission to the Governing Board:



Rachel Camarero, Executive Assistant



Dr. Rhonda Taylor, Superintendent

Reviewed by Cabinet Member _____

CONFLICT OF INTEREST

The Governing Board desires to maintain the highest ethical standards and help ensure that decisions are made in the best interest of the district and the public. Accordingly, no Board member, district employee, or other person in a designated position shall participate in the making of any decision for the district when the decision will or may be affected by the Board member's, district employee's, or other designated persons financial, family, or other personal interest or consideration.

Even if a prohibited conflict of interest does not exist, a Board member shall abstain from voting on personnel matters that uniquely affect the Board member's relatives. However, a Board member may vote on collective bargaining agreements and personnel matters that affect a class of employees to which the Board member's relative belongs. *Relative* means an adult who is related to the Board member by blood or affinity within the third degree, as determined by the common law, or an individual in an adoptive relationship within the third degree. (Education Code 35107)

A relationship within the third degree includes an individual's parents, grandparents, great-grandparents, children, grandchildren, great-grandchildren, brothers, sisters, aunts, uncles, nieces, nephews, and the similar family of the individual's spouse/registered domestic partner unless the individual is widowed or divorced.

The Board shall adopt for the district a conflict of interest code; that incorporates the provisions of 2 CCR 18730 by reference, specifies the district's designated positions, and provides the disclosure categories required for each position. The conflict of interest code shall be submitted to the district's code reviewing body for approval, in accordance with Government Code 87303 and within the deadline for submission established by the code reviewing body. (Government Code 87303)

Upon direction by the code reviewing body, the Board shall review the district's conflict of interest code and submit any changes to the code reviewing body or, if no change is required, the Board shall submit a written statement to that affect. (Government Code 87306.5).

When a change in the district's conflict of interest code is necessitated due to changed circumstances, such as the creation of new designated positions, changes to the duties assigned to existing positions, amendments, or revisions, the amended code shall be submitted to the code reviewing body within 90 days after the changed circumstances necessitating the amendments have become apparent. (Government Code 87306)

When reviewing and preparing the district's conflict of interest code, the Superintendent or designee shall provide officers, employees, consultants, and members of the community adequate notice and a fair opportunity to present their views. (Government Code 87311)

Board members and designated employees shall annually file a Statement of Economic Interest/Form 700 in accordance with the disclosure categories specified in the district's conflict of interest code. A Board member who leaves office or a designated employee who leaves district employment shall, within 30 days, file a revised statement covering the period

of time between the closing date of the last required statement and the date of leaving office or district employment. (Government Code 87302, 87302.6)

Conflict of Interest under the Political Reform Act

A district official, including a Board member, designated employee, or other person in a designated position shall not make, participate in making, or in any way use or attempt to use his/her official position to influence a governmental decision in which the district official knows or has reason to know that there is a disqualifying conflict of interest. A disqualifying conflict of interest exists if the decision will have a "reasonably foreseeable material financial effect," which is distinguishable from the effect on the public generally, on the district official, the district official's immediate family, or any financial interest described in 2 CCR 18700. (Government Code 87100, 87101, 87103; 2 CCR 18700-18709)

A district official makes a governmental decision when, within the authority of the office or position, the district official authorizes or directs any action on a matter, votes or provides information or opinion on it, contacts or appears before another district official for the purpose of affecting the decision, or takes any other action specified in 2 CCR 18704.

However, a district official shall participate in the making of a contract in which the district official has a financial interest if such participation is required by the rule of necessity or legally required participation pursuant to Government Code 87101 and 2 CCR 1705.

Conflict of Interest from Campaign Contributions

To avoid improper influence over the Board's decision-making involving the issuance of a license, permit, or other entitlements for use, including a contract, district officers, which includes Board members or agency heads, shall comply with Government Code 84308, including the following: (Government Code 84308)

1. A district officer is prohibited from accepting, soliciting, or directing a contribution of more than \$250 from any party or participant to a proceeding involving a license, permit, or other entitlement for use, including a contract, or from that person's agent, while the proceeding is pending before the Board and for 12 months following the date a final decision is rendered in the proceeding, if the Board member knows or has reason to know that the party or participant has a financial interest in the Board's decision.
2. Any district officer who received a contribution of more than \$250 from a party or participant in the preceding 12 months shall disclose that fact on the record of the proceeding prior to the Board rendering a decision in the proceeding. If the district officer willfully or knowingly received the contribution and knows or has reason to know that the participant has a financial interest in the Board's decision, the district officer shall not make, participate in making, or in any way attempt to use the official position to influence the Board's decision.
3. A district officer who receives a contribution that would otherwise require disqualification as described in Item #2 above may participate in the proceeding if the contribution is returned within 30 days from the time the district officer knows or should have known about the contribution and the proceeding.

4. A district officer who unknowingly accepts, solicits, or directs a contribution of more than \$250 during the 12 months after the date of the Board's final decision on the proceeding may cure the violation by returning the contribution, or the portion exceeding \$250, within 14 days of accepting, soliciting, or directing the contribution, provided the district officer did not knowingly or willfully accept, solicit, or direct the prohibited contribution. The district officer shall maintain records of curing the violation.

The provisions in Government Code 84308 as specified above do not apply to labor contracts, competitively bid contracts, and personal employment contracts. (Government Code 84308)

Additional Requirements for Boards that Manage Public Investments

Any Board member who manages public investments pursuant to Government Code 87200 and who has a financial interest in a decision shall, upon identifying a conflict or potential conflict of interest and immediately prior to the consideration of the matter, do all of the following: (Government Code 87105; 2 CCR 18707)

1. Publicly identify each financial interest that gives rise to the conflict or potential conflict of interest in detail sufficient to be understood by the public, except that disclosure of the exact street address of a residence is not required.
2. Not discuss or vote on the matter, or otherwise act in violation of Government Code 87100. The Board member shall not be counted toward achieving a quorum while the item is discussed.

However, the Board member may speak on the issue during the time that the general public speaks on it and may leave the dais to speak from the same area as members of the public. The Board member may listen to the public discussion and deliberations of the matter with members of the public.

3. Leave the room until after the discussion, vote, and any other disposition of the matter is concluded, unless the matter has been placed on the portion of the agenda reserved for uncontested matters.

If the item is on the consent calendar, the Board member shall either make a motion to remove the item from the consent calendar or the Board member shall abstain from voting on the consent calendar. In any event, the Board member shall refrain from discussing or voting on the item. However, the Board member is not required to leave the room during consideration of the consent calendar.

4. If the Board's decision is made during closed session, disclose the interest orally during the open session preceding the closed session. This disclosure shall be limited to a declaration that the recusal is because of a conflict of interest pursuant to Government Code 87100. The Board member shall not be present when the item is considered in closed session and shall not knowingly obtain or review a recording or any other nonpublic information regarding the Board's decision.

Conflict of Interest under Government Code 1090

Board members, employees, or district consultants shall not be financially interested in any contract made by the Board on behalf of the district, including in the development, preliminary discussions, negotiations, compromises, planning, reasoning, and specifications and solicitations for bids. If a Board member has such a financial interest in a contract made by the Board the contract is void. (Government Code 1090)

A Board member shall not be considered to be financially interested in a contract if there is only a "remote interest" in the contract as specified in Government Code 1091 and if the remote interest is disclosed during a Board meeting and noted in the official Board minutes. The affected Board member shall not vote or debate on the matter or attempt to influence any other Board member or district official to enter into the contract. (Government Code 1091)

In addition, a Board member shall not be considered to be financially interested in a contract in which his/her interest is a "noninterest" as defined in Government Code 1091.5. Noninterest includes a Board member's interest in being reimbursed for his/her actual and necessary expenses incurred in the performance of official duties, in the employment of a spouse/registered domestic partner who has been a district employee for at least one year prior to the Board member's election or appointment, or in any other applicable circumstance specified in (Government Code 1091.5)

Common Law Doctrine Against Conflict of Interest

A Board member shall abstain from any official action in which the Board member's private or personal interest may conflict with his/her official duties.

Incompatible Offices and Activities

Board members shall not engage in any employment or activity or hold any office which is inconsistent with, incompatible with, in conflict with, or inimical to the Board member's duties as an officer of the district. (Government Code 1099, 1126)

Gifts

Board members and designated employees may accept gifts only under the conditions and limitations specified in Government Code 89503 and 2 CCR 18730.

The limitation on gifts does not apply to wedding gifts and gifts exchanged between individuals on birthdays, holidays, and other similar occasions, provided that the gifts exchanged are not substantially disproportionate in value. (Government Code 89503)

In addition, the limitation on gifts does not apply to informational materials such as books, reports, pamphlets, calendars, and periodicals. (Government Code 82028)

Gifts of travel and related lodging and subsistence shall be subject to the current gift limitation except when: Government Code 89506

1. The travel is in connection with a speech given by a Board member or designated employee, provided the lodging and subsistence expenses are limited to the day immediately preceding, the day of, and the day immediately following the speech and the travel is within the United States.

2. The travel is provided by a person or agency specified in Government Code 89506, including a government, governmental agency or authority, bona fide public or private educational institution, as defined in Revenue and Taxation Code 203, or nonprofit organization exempt from taxation under Section 501(c)(3) of the Internal Revenue Code.

Gifts of travel exempted from the gift limitation, as described in Items #1 and 2 above, shall nevertheless be reportable on the recipient's Statement of Economic Interest/Form 700 as required by law.

A gift of travel does not include travel provided by the district for Board members and designated employees. (Government Code 89506)

Honoraria

Board members and designated employees shall not accept any honorarium, which is defined as any payment made in consideration for any speech given, article published, or attendance at any public or private conference, convention, meeting, social event, meal, or like gathering. (Government Code 89501, 89502)

The term *honorarium* does not include: (Government Code 89501)

1. Earned income for personal services customarily provided in connection with a bona fide business, trade, or profession unless the sole or predominant activity of the business, trade, or profession is making speeches
2. Any honorarium which is not used and, within 30 days after receipt, is either returned to the donor or delivered to the district for donation into the general fund without being claimed as a deduction from income for tax purposes

Policy Reference Disclaimer:

These references are not intended to be part of the policy itself, nor do they indicate the basis or authority for the board to enact this policy. Instead, they are provided as additional resources for those interested in the subject matter of the policy.

<u>State</u>	<u>Description</u>
2 CCR 18110-18997	Regulations of the Fair Political Practices Commission
2 CCR 18438.1-18438.8	Campaign contribution-based conflicts of interest
2 CCR 18700-18760	Conflicts of Interest
2 CCR 18722-18740	Disclosure of interests
2 CCR 18753-18756	Conflict of interest codes
Ed. Code 1006	Prohibition against school district employees serving on county board of education
Ed. Code 35107	School district employees
Ed. Code 35230-35240	Corrupt practices
Ed. Code 35233	Prohibitions applicable to members of governing boards
Ed. Code 41000-41003	Moneys received by school districts
Ed. Code 41015	Investments
Fam. Code 297.5	Rights, protections, and benefits of registered domestic partners
Gov. Code 1090-1099	Prohibitions applicable to specified officers
Gov. Code 1125-1129	Incompatible activities
Gov. Code 52334-52335.2	Ethics training

Gov. Code 81000-91014
 Gov. Code 82011
 Gov. Code 82019
 Gov. Code 82028
 Gov. Code 82030
 Gov. Code 82033
 Gov. Code 82034
 Gov. Code 84308
 Gov. Code 87100-87103.6
 Gov. Code 87200-87210
 Gov. Code 87300-87313
 Gov. Code 87500
 Gov. Code 89501-89503
 Gov. Code 89506
 Gov. Code 91000-91014
 Pen. Code 85-88
 Public Contract Code 6102
 Rev. & Tax Code 203

Political Reform Act of 1974
 Code reviewing body
 Definition; designated employee
 Definition; gift
 Definition; income
 Definition; interest in real property
 Definition; investment
 Campaign disclosure
 General prohibitions
 Disclosure
 Conflict of interest code
 Statement of economic interests
 Honoraria and gifts
 Ethics; travel
 Enforcement
 Bribes
 Awarding of contracts
 Taxable and exempt property - colleges

Management Resources

Description

Attorney General Opinion
 Attorney General Opinion
 Attorney General Opinion
 Attorney General Opinion
 Attorney General Opinion
 Attorney General Opinion
 Attorney General Opinion
 Attorney General Opinion
 Attorney General Opinion
 Attorney General Opinion
 Attorney General Opinion
 Attorney General Opinion
 Attorney General Opinion
 Court Decision
 Court Decision
 Court Decision
 Court Decision

 Court Decision

 CSBA Publication
 Fair Political Practices Commission Publication
 Institute For Local Government Publication
 Institute for Local Government Publication

 Website
 Website
 Website
 Website

105 Ops.Cal.Atty.Gen.69 (2022)
 63 Ops.Cal.Atty.Gen. 868 (1980)
 65 Ops.Cal.Atty.Gen. 606 (1982)
 68 Ops.Cal.Atty.Gen. 171 (1985)
 69 Ops.Cal.Atty.Gen. 255 (1986)
 80 Ops.Cal.Atty.Gen. 320 (1997)
 81 Ops.Cal.Atty.Gen. 327 (1998)
 82 Ops.Cal.Atty.Gen. 83 (1999)
 85 Ops.Cal.Atty.Gen. 60 (2002)
 86 Ops.Cal.Atty.Gen. 138(2003)
 89 Ops.Cal.Atty.Gen. 217 (2006)
 92 Ops.Cal.Atty.Gen. 19 (2009)
 92 Ops.Cal.Atty.Gen. 26 (2009)
 Davis v. Fresno Unified School District (2015) 237 Cal.App.4th 261
 Klistoff v. Superior Court, (2007) 157 Cal.App.4th 469
 Kunec v. Brea Redevelopment Agency, (1997) 55 Cal.App.4th 511
 McGee v. Balfour Beatty Construction, LLC, et al. (2016) 247 Cal. App. 4th 235
 Thorpe v. Long Beach Community College District, (2000) 83 Cal.App.4th 655
 Conflict of Interest: Overview of Key Issues for Governing Board Members, Fact Sheet, July 2010
 Can I Vote? A Basic Overview of Public Officials' Obligations Under the Conflict-of-Interest Rules, 2005
 Understanding the Basics of Public Service Ethics: Personal Financial Gain Laws, 2009
 Understanding the Basics of Public Service Ethics: Transparency Laws, 2009
 CSBA District and County Office of Education Legal Services
 Institute for Local Government
 Fair Political Practices Commission
 CSBA

Cross References

Code
 1340
 1340

Description
 Access To District Records
 Access To District Records

1700	<i>Relations Between Private Industry And The Schools</i>
3230	<i>Federal Grant Funds</i>
3230	<i>Federal Grant Funds</i>
3300	<i>Expenditures And Purchases</i>
3311	<i>Bids</i>
3311	<i>Bids</i>
3430	<i>Investing</i>
3430	<i>Investing</i>
3470	<i>Debt Issuance And Management</i>
3600	<i>Consultants</i>
4112.8	<i>Employment Of Relatives</i>
4117.2	<i>Resignation</i>
4136	<i>Nonschool Employment</i>
4212.8	<i>Employment Of Relatives</i>
4217.2	<i>Resignation</i>
4236	<i>Nonschool Employment</i>
4312.8	<i>Employment Of Relatives</i>
4317.2	<i>Resignation</i>
4336	<i>Nonschool Employment</i>
6161.1	<i>Selection And Evaluation Of Instructional Materials</i>
6161.1	<i>Selection And Evaluation Of Instructional Materials</i>
6161.1	<i>Selection And Evaluation Of Instructional Materials</i>
7140	<i>Architectural And Engineering Services</i>
7140	<i>Architectural And Engineering Services</i>
7214	<i>General Obligation Bonds</i>
7214	<i>General Obligation Bonds</i>
9000	<i>Role Of The Board</i>
9005	<i>Governance Standards</i>
9140	<i>Board Representatives</i>
9200	<i>Limits Of Board Member Authority</i>
9220	<i>Governing Board Elections</i>
9222	<i>Resignation</i>
9230	<i>Orientation</i>
9320	<i>Meetings And Notices</i>
9321	<i>Closed Session</i>
9321	<i>Closed Session</i>
9321	<i>Closed Session</i>
9323	<i>Meeting Conduct</i>

CONFLICT OF INTEREST

**RESOLUTION No. 2025-02 ADOPTING A
CONFLICT OF INTEREST CODE**

WHEREAS, the Political Reform Act, Government Code 87300-87313, requires each public agency in California to adopt a conflict of interest code; and

WHEREAS, the Governing Board of the Lakeside Union School District has previously adopted a local conflict of interest code; and

WHEREAS, past and future amendments to the Political Reform Act and implementing regulations may require conforming amendments to be made to the district's conflict of interest code; and

WHEREAS, a regulation adopted by the Fair Political Practices Commission, 2 CCR 18730, provides that incorporation by reference of the terms of that regulation, along with an agency-specific appendix designating positions and disclosure categories shall constitute the adoption and amendment of a conflict of interest code in conformance with Government Code 87300 and 87306; and

WHEREAS, the Lakeside Union School District has recently reviewed its positions, and the duties of each position, and has determined that (changes/no changes) to the current conflict of interest code are necessary; and

WHEREAS, any earlier resolutions, bylaws, and/or appendices containing the district's conflict of interest code shall be rescinded and superseded by this resolution and Appendix; and

NOW THEREFORE BE IT RESOLVED that the Lakeside Union School District Governing Board adopts the following Conflict of Interest Code including its Appendix of Designated Employees and Disclosure Categories.

PASSED AND ADOPTED THIS 12th day of September, 2024 at a meeting, by the following vote:

AYES: _____ NOES: _____ ABSENT: _____

Attest:

Secretary/President

**Conflict of Interest Code of the
Lakeside Union School District**

The provisions of 2 CCR 18730 and any amendments to it adopted by the Fair Political Practices Commission, together with the attached Appendix specifying designated positions and disclosure categories, are incorporated by reference and shall constitute the district's conflict of interest code.

Governing Board members and designated employees shall file a Statement of Economic Interest/Form 700 in accordance with the disclosure categories listed in the attached Appendix. The Statement of Economic Interest shall be filed with the district's filing officer and/or, if so required, with the district's code reviewing body. The district's filing officer shall make the statements available for public review and inspection.

APPENDIX

DISCLOSURE CATEGORIES

(Not Intended To Conflict With Applicable Law)

Category 1

- a. Interests in real property which is located in whole or in part either (1) within the boundaries of the District, or (2) within two miles of the boundaries of the District, including any leasehold, beneficial or ownership interest or option to acquire such interest in real property.
- b. Investments in or income from business entities which are contractors or sub-contractors which are or have been within the previous two year period engaged in the performance of building construction or design of the type utilized by the District.
- c. Investments in or income from persons or business entities engaged in the acquisition or disposal of real property within the jurisdiction.

Category 2

Investments in or income from business entities which manufacture or sell supplies, books, machinery, or equipment of the type used by or purchased by the District. Investments include interests described in Category 1.

Category 3

Investments in or income from business entities which are contractors or sub-contractors engaged in the performance of work or services of the type used by or purchased by the District. Investments include interests described in Category 1.

- A. Persons occupying the following positions are designated employees and must disclose financial interests in all categories defined in Exhibit B:

Members of the Board
Superintendent
Consultants as required by applicable law - 2 Cal. Code of Regs. Section 18700

- B. Persons occupying the following positions are designated employees and must disclose financial interests defined in categories 2 and 3 of Exhibit B.

Assistant Superintendents
Principals
Vice Principals
~~Director of Human Resources~~
Director of Maintenance, Transportation and Operations
~~Executive Director of Pupil Services~~
Director of Special Education
Director of Student Support

Disclosures for Consultants

Consultants are designated employees who must disclose financial interests as determined on a case-by-case basis by the Superintendent or designee. The Superintendent or designee's written determination shall include a description of the consultant's duties and a statement of the extent of disclosure requirements based upon that description. All such determinations are public records and shall be retained for public inspection along with this conflict of interest code.

A consultant is an individual who, pursuant to a contract with the district, makes a governmental decision whether to: (2 CCR 18700.3)

1. Approve a rate, rule, or regulation
2. Adopt or enforce a law
3. Issue, deny, suspend, or revoke any permit, license, application, certificate, approval, order, or similar authorization or entitlement
4. Authorize the district to enter into, modify, or renew a contract that requires district approval
5. Grant district approval to a contract that requires district approval and in which the district is a party, or to the specifications for such a contract
6. Grant district approval to a plan, design, report, study, or similar item
7. Adopt or grant district approval of district policies, standards, or guidelines

A consultant is also an individual who, pursuant to a contract with the district, serves in a staff capacity with the district and in that capacity participates in making a governmental decision as defined in 2 CCR 18704, subsections (a) and (b), or performs the same or substantially all

the same duties for the district that would otherwise be performed by an individual holding a position specified in the district's conflict of interest code. (2 CCR 18700.3)

Exhibit
version: September 17, 2016
revised: ~~September 14, 2023~~

LAKESIDE UNION SCHOOL DISTRICT
Lakeside, California

LAKESIDE UNION SCHOOL DISTRICT

Governing Board Meeting Date: September 12th, 2024

Agenda Item:

Enrollment Report Month 0 (8/19/2024 – 8/23/24)

[Click here to enter text.](#)

Background (Describe purpose/rationale of the agenda item):

Fiscal Impact (Cost):

Funding Source:

Addresses Emphasis Goal(s):

- #1:** Academic Achievement **#2:** Social Emotional **#3:** Physical Environments

Recommended Action:

- Informational** **Denial/Rejection**
 Discussion **Ratification**
 Approval **Explanation:** [Click here to enter text.](#)
 Adoption

Originating Department/School: Business Services

Submitted/Recommended By:

Approved for Submission to the Governing Board:



Lisa Davis, Assistant Superintendent



Dr. Rhonda Taylor, Superintendent

Reviewed by Cabinet Member _____

LAKESIDE UNION SCHOOL DISTRICT							MONTH 0				8/19/2024 - 8/23/2024			DATE:8/23/2024
												M0	M0	
												24/25	23/24	
SCHOOL	TK	K	1	2	3	4	5	6	7	8	TOTAL	TOTAL	VARIANCE	
LAKESIDE FARMS	75	103	91	103	109	95	86				662	675	-13	
LAKEVIEW	46	100	94	97	126	99	115				677	667	10	
LEMON CREST	25	55	63	74	74	70	71				432	454	-22	
LINDO PARK	26	53	57	67	57	79	72				411	433	-22	
RIVERVIEW				104	125	118	123				470	500	-30	
WINTER GARDENS	105	120	48								273	296	-23	
LAKESIDE MIDDLE								242	255	224	721	676	45	
TIERRA DEL SOL								243	258	218	719	759	-40	
DREAM ACADEMY	0	22	14	14	15	15	13	21	11	10	135	78	57	
NPS/RTC	0	0	1	0	1	1	1	1	0	1	6	6	0	
DISTRICT TOTAL	277	453	368	459	507	477	481	507	524	453	4,506	4,544	-38	
YEAR OVER YEAR COMPARISON														
MONTH	AUG M0	AUG M1	SEP M2	OCT M3	NOV M4	DEC M5	JAN M6	FEB M7	MAR M8	APR M9	MAY M10	JUN M11		
2024-2025	4,501													
2023-2024	4,544	4,543	4,543	4,527	4,517	4,473	4,485	4,479	4,464	4,470	4,467	4,453		
2022-2023	4,566	4,519	4,517	4,535	4,531	4,513	4,543	4,527	4,532	4,528	4,516	4,497		
2021-2022	4,522	4,511	4,515	4,562	4,553	4,529	4,526	4,471	4,482	4,479	4,472	4,466		
2020-2021	4,655	4,674	4,673	4,668	4,665	4,659	4,654	4,659	4,642	4,659	4,661	4,652		
2019-2020	-	4,985	4,986	4,966	4,966	5,042	5,036	5,031	5,036	5,031	5,018	5,015		
2018-2019	-	5,073	5,054	5,054	5,046	5,098	5,110	5,098	5,090	5,081	5,070	5,028		
2017-2018	-	5,164	5,179	5,161	5,153	5,211	5,208	5,183	5,159	5,151	5,135	5,101		
2016-2017	-	5,051	5,039	5,045	5,031	5,103	5,091	5,080	5,059	5,071	5,050	5,023		
2015-2016	-	5,087	5,100	5,083	5,077	5,138	5,124	5,139	5,121	5,107	5,081	5,056		
2014-2015	-	5,003	5,005	4,010	4,992	4,986	5,040	5,008	5,021	5,015	5,006	-		
BARONA INDIAN CHARTER SCHOOL		GRADE	TK/K	1	2	3	4	5	6	7	8	TOTAL		
			13	13	7	10	9	15	5	9	3	84		

LAKESIDE UNION SCHOOL DISTRICT

Governing Board Meeting Date: September 12, 2024

Agenda Item:

Quarterly Investment Reports, San Diego County Treasury Investment Pool as of quarter ended on June 30, 2024.

Background (Describe purpose/rationale of the agenda item):

Reports for disclosure of district investments pursuant to Government Code Section 53646. Exhibit A reports the quarterly cash balance of all district funds invested in the San Diego County Treasury Investment Pool.

Fiscal Impact (Cost):

N/A

Funding Source:

N/A

Addresses Emphasis Goal(s):

#1: Academic Achievement **#2:** Social Emotional **#3:** Physical Environments

Recommended Action:

- | | |
|---|--|
| <input type="checkbox"/> Informational | <input type="checkbox"/> Denial/Rejection |
| <input type="checkbox"/> Discussion | <input type="checkbox"/> Ratification |
| <input checked="" type="checkbox"/> Approval | <input type="checkbox"/> Explanation: Click here to enter text. |
| <input type="checkbox"/> Adoption | |

Originating Department/School: Business Services

Submitted/Recommended By:



Lisa Davis, Assistant Superintendent

Approved for Submission to the Governing Board:



Dr. Rhonda Taylor, Superintendent

Reviewed by Cabinet Member _____

Exhibit A

District Superintendent and
Governing Board of the
Lakeside Union School District

**Quarterly Report of Chief Financial Officer
Regarding Disclosure of District Investments**


Pursuant to Government Code Section 53646, you are hereby notified that as of the quarter ended June 30, 2024 the funds of the Lakeside Union School District were invested in the San Diego County Investment Pool Balances by fund shown below:

<i>San Diego County Treasury Investment Pool</i>		<i>\$34,156,879.32</i>
0100	General Fund	\$ 20,648,354.95
0800	ASB	\$ 47,055.49
1200	Child Development	\$ 5,313,143.81
1300	Child Nutrition	\$ 4,389,947.77
1500	Pupil Transportation-Equip.	\$ 10,658.57
1742	Special Reserve Other Than Capital Outlay	\$ 259.66
2139	Building Fund (Bond)	\$ 135,139.83
2519	Capital Facilities/Developer Fees	\$ 1,821,588.29
4000	Special Reserves/Capital Projects	\$ 1,790,730.95


Annualized Interest Rate as of 6/30/24 is 3.808%

All funds received or collected by the Lakeside Union School District are deposited into the County Treasury with the exception of those allowed by Education Code 41002.5 Such exceptions may be deposited in financial institutions whose accounts are federally insured. Examples of such funds for LUSD are ASB funds, cafeteria funds and ESS funds.

I, Lisa Davis, Assistant Superintendent of the Lakeside Union School District, hereby certify that the information contained in this report, including the attachments, is accurate and correct to the best of my knowledge.



Lisa Davis
Assistant Superintendent



Date

**San Diego County Office of Education
SD County Pool Interest Rate
2023-24 Fiscal Year**

Quarter Ending	Interest Rate	
	Quarterly	Annualized
September 30, 2023	0.8726082%	3.490%
December 31, 2023	0.9730028%	3.892%
March 31, 2024	0.9926369%	3.971%
June 30, 2024	0.9696971%	3.879%
Annualized Rate		3.808%

Quarterly interest factor x4 = annualized interest rate

Add quarterly interest rates divided by 4 = annualized rate for the year

Board Self-Evaluation Result

Lakeside Union SD



1. Conditions of Effective Governance

Number of members responded

		Almost Always	Often	Less Often	Rarely	Not Sure
Board unity						
1. The board is focused on achievement for all students.		5	0	0	0	0
2. The board is committed to a common vision.		5	0	0	0	0
3. The board stays focused on district priorities.		4	1	0	0	0
4. The board works well together.		5	0	0	0	0
5. The board commits the time to become informed.		4	1	0	0	0
6. Individual board members do not undermine board decisions.		5	0	0	0	0
Roles and responsibilities						
7. Board members agree on the role and responsibilities of the board and the superintendent.		4	1	0	0	0
8. Board members follow board agreements regarding speaking for the board.		4	1	0	0	0
9. Board members keep confidential matters confidential.		5	0	0	0	0
10. The board gives direction to the superintendent only at board meetings.		2	2	0	0	1
11. Individual board members do not attempt to direct the superintendent.		3	1	0	0	1

A strength for most members














A strength for simple majority


Area of growth for simple majority


Area of growth for most members


1. Conditions of Effective Governance


Number of members responded

		Almost Always	Often	Less Often	Rarely	Not Sure
Board culture						
12. The board treats the superintendent with respect.		5	0	0	0	0
13. The board manages internal conflicts in a productive manner.		4	1	0	0	0
14. Board members follow agreements on how they will act towards each other.		4	1	0	0	0
15. Board members treat each other with respect.		5	0	0	0	0
16. Board members demonstrate they understand other perspectives.		5	0	0	0	0
17. Board members usually discuss questions about agenda items with the superintendent prior to the board meeting.		4	1	0	0	0
Board operations						
18. The board governs within board-adopted policies, bylaws and protocols to manage board operations.		5	0	0	0	0
19. Board members receive timely information.		3	2	0	0	0
20. Board members receive adequate information.		5	0	0	0	0
21. All board members receive the same information.		2	1	0	0	2
22. Board members follow agreements about how to request clarifying or additional information about agenda items.		5	0	0	0	0
23. Board members follow agreements on how to bring up new ideas.		5	0	0	0	0
24. Board members follow agreements on how concerns from the community will be handled.		4	1	0	0	0

 A strength for most members

 A strength for simple majority

 Area of growth for simple majority

 Area of growth for most members

1. Conditions of Effective Governance

Number of members responded

Almost Always	Often	Less Often	Rarely	Not Sure
---------------	-------	------------	--------	----------

Board meetings

25. The board agrees on the role of the board president in managing board meetings.		4	1	0	0	0
26. Board meeting agendas reflect district priorities.		5	0	0	0	0
27. Board members come to meetings prepared.		3	2	0	0	0
28. The board effectively uses data in its decision-making.		4	1	0	0	0
29. The board confines its meetings to a reasonable length of time.		4	1	0	0	0
30. There is a good relationship between how long the board spends on an agenda item and the importance of the item.		3	2	0	0	0
31. The board effectively manages community input at board meetings.		5	0	0	0	0

Board development

32. The board agrees on the process for identifying officers.		4	1	0	0	0
33. The board plans for the development and training of the board.		4	1	0	0	0
34. The board effectively orients new members.		3	2	0	0	0
35. The board reviews its governance agreements regularly.		4	1	0	0	0

A strength for most members













A strength for simple majority


Area of growth for simple majority


Area of growth for most members


2. Board Responsibilities


Number of members responded

		Almost Always	Often	Less Often	Rarely	Not Sure
Setting direction						
36. The board provides opportunity for community input when developing the district's mission, core beliefs and vision.		4	0	1	0	0
37. The board adopts long-range priorities.		5	0	0	0	0
38. The board uses the district's mission, core beliefs and vision to drive district performance.		5	0	0	0	0
39. The board adopts clear and measurable indicators to assess district performance.		3	2	0	0	0
Structure						
40. The board adopts a fiscally responsible budget aligned to the district's vision and goals.		5	0	0	0	0
41. The board regularly monitors the fiscal health of the district.		5	0	0	0	0
42. The board has an effective process to review, revise and adopt policies.		5	0	0	0	0
43. The board establishes priorities for the district's collective bargaining process that support the district vision and goals.		3	2	0	0	0
Support						
44. The board demonstrates commitment to district priorities and goals.		5	0	0	0	0
45. The board demonstrates support for the superintendent in carrying out board directives.		4	1	0	0	0
46. The board is represented at key district events.		1	3	0	0	1
47. The board celebrates district accomplishments.		4	1	0	0	0

 A strength for most members












 A strength for simple majority


 Area of growth for simple majority


 Area of growth for most members


2. Board Responsibilities


Number of members responded

		Almost Always	Often	Less Often	Rarely	Not Sure
Accountability						
48. The board monitors student progress against established benchmarks.		5	0	0	0	0
49. The board monitors progress towards district goals based on established success indicators.		4	1	0	0	0
50. The board monitors the implementation of the adopted budget.		4	1	0	0	0
51. The board monitors the implementation of board policies.		3	2	0	0	0
52. The board evaluates the performance of the board.		2	1	1	0	1
53. The board evaluates the performance of the superintendent based on established expectations.		5	0	0	0	0
Community leadership						
54. The board uses cohesive messages to communicate district priorities, goals and needs.		2	3	0	0	0
55. The board provides community leadership on educational issues.		3	1	0	0	1
56. The board pursues partnerships to support district efforts.		4	1	0	0	0
57. The board advocates on behalf of students and public education at the local, state and federal levels.		4	1	0	0	0
58. The board informs the community on district priorities, progress, needs and opportunities for involvement.		5	0	0	0	0

 A strength for most members

 A strength for simple majority

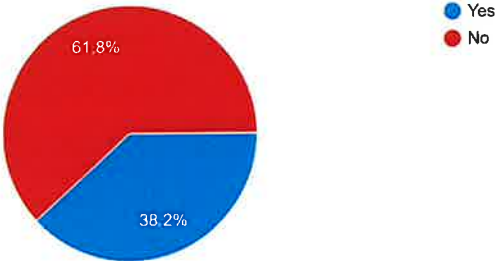
 Area of growth for simple majority

 Area of growth for most members

LUSD Parent Cell Phone Survey Results as of 9.6.24

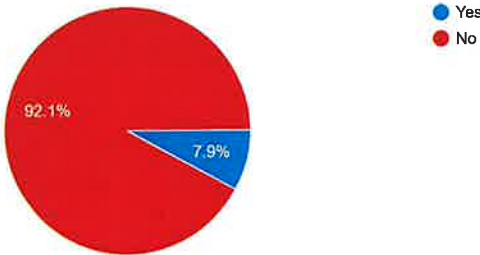
Do you think students should be allowed to use their cell phones at school?

1,275 responses



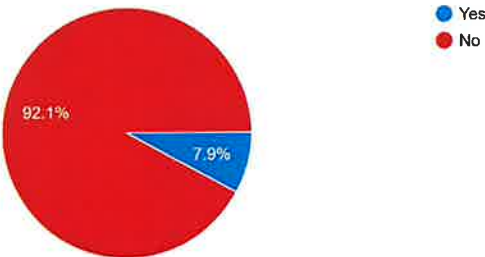
Has your child ever been a target of cyber bullying via cell phone while at school?

1,278 responses

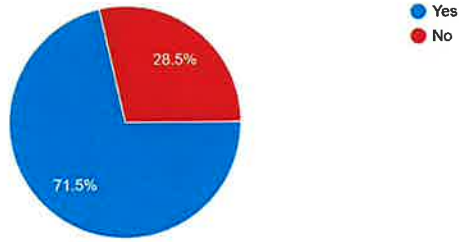


Has your child ever been a target of cyber bullying via cell phone while at school?

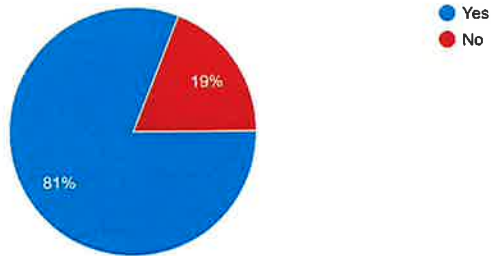
1,278 responses



Do you feel safer with your child having a cell phone at school?
1,272 responses



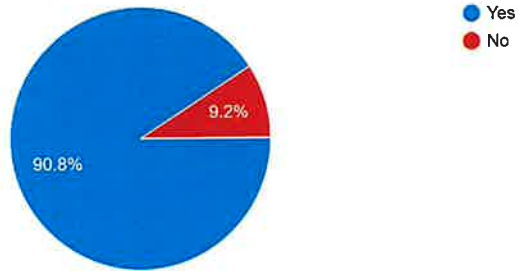
Do you feel that cell phones are a distraction from learning?
1,275 responses



LUSD Staff Cell Phone Survey Results as of 9.6.24

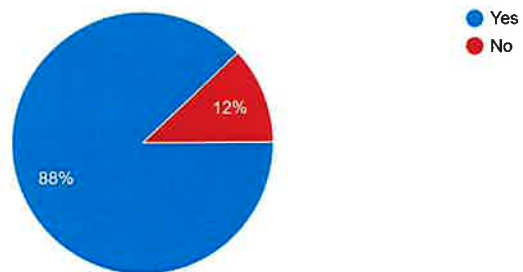
Do you believe that cell phones are a distraction in classrooms?

142 responses



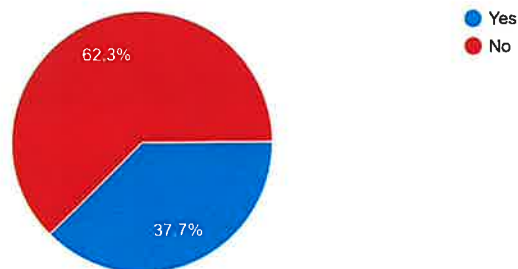
Should student cell phone usage during classroom instruction be banned?

142 responses

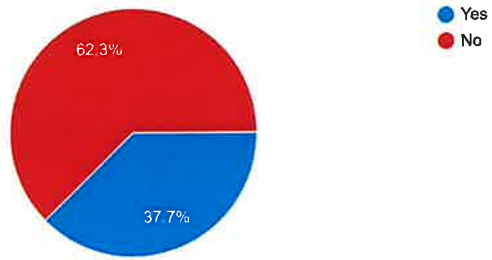


Do you feel that banning cell phones at school may cause more work for teachers and staff?

138 responses



Do you feel that banning cell phones at school may cause more work for teachers and staff?
138 responses



LAKESIDE UNION SCHOOL DISTRICT

Governing Board Meeting Date: September 12, 2024

Agenda Item:

First Reading of Board Policy and Administrative Regulation 4030: Nondiscrimination in Employment

Background (Describe purpose/rationale of the agenda item):

A first reading is requested of Board Policy and Administrative Regulation 4030: Nondiscrimination in Employment. Policy updated to reflect NEW FEDERAL REGULATIONS (89 Fed. Reg. 33474) which (1) clarify that discrimination on the basis of sex, including sex-based harassment, for the purpose of Title IX includes sex stereotypes; sex characteristics; gender identity; sexual orientation; pregnancy, childbirth, termination of pregnancy, or lactation, including related medical conditions or recovery; and parental, marital, and family status, and (2) require a district with knowledge of alleged conduct, which occurs in a district program or activity on or after August 1, 2024, that reasonably may constitute sex discrimination under Title IX, including sex-based harassment, to follow Title IX grievance procedures when investigating and resolving a complaint based on the alleged conduct. Additionally, policy updated to reflect NEW LAW (SB 700, 2023) which prohibits the district from discriminating against an employee in termination, or any term or condition of employment, or otherwise penalizing a person, based on the person's use of cannabis when off the job or away from the workplace. In addition, policy updated to move material related to sex discrimination to Board Policy and Administrative Regulation 4119.11/4219.11/4319.11 - Sex Discrimination and Sex-Based Harassment in order to keep material related to sex discrimination and sex-based harassment together. Policy also updated to provide that employees are required to report incidents of prohibited discrimination within one workday, which may be modified to reflect the district's timeline, in order to maintain consistency of such reporting requirements across the policy manual.

Fiscal Impact (Cost):

N/A

Funding Source:

Click here to enter text.

Addresses Emphasis Goal(s):

- #1:** Academic Achievement **#2:** Social Emotional **#3:** Physical Environments

Recommended Action:

- Informational** **Denial/Rejection**
 Discussion **Ratification**
 Approval **Explanation:** Click here to enter text.
 Adoption

Originating Department/School: Superintendent

Submitted/Recommended By:

Approved for Submission to the Governing Board:

Rachel Camarero

Rachel Camarero, Executive Assistant

Rhonda Taylor

Dr. Rhonda Taylor, Superintendent

Reviewed by Cabinet Member _____

NONDISCRIMINATION IN EMPLOYMENT

The Governing Board is determined to provide a safe, positive environment where all district employees are assured of full and equal access and opportunities, protection from harassment and intimidation, and freedom from any fear of reprisal or retribution for asserting their employment rights in accordance with law. For purposes of this policy employees include **job** applicants, interns, volunteers, and persons who contracted with the district to provide services, as applicable.

No district employee shall be discriminated against or harassed by any coworker, supervisor, manager, or other person with whom the employee comes in contact in the course of employment, on the basis of the ~~person's~~ **employee's** actual or perceived race;; color;; ancestry;; national origin;; age;; religious creed;; **preganancy, childbirth, termination of pregnancy, or lactation, including related medical conditions and recovery; parental, family or marital status, ~~pregnancy,~~ physical or mental disability;; medical condition;; genetic information;; veteran and military status;; sex;; sex stereotypes; sex characteristics;** sexual orientation;; gender;; gender identity;; gender expression;; or association with a person or group with one or more of these actual or perceived characteristics.

Employers are also prohibited from discrimination against employees or job applicants on the basis of reproductive health decision-making, defined as a person's decision to use or access a particular drug, device, product, or medical service for reproductive health. (Government Code 12926, 12940)

The district shall not inquire into any employee's immigration status nor discriminate against an employee on the basis of immigration status, unless there is clear and convincing evidence that ~~the district~~ **such inquiry is required to do so in order necessary** to comply with federal immigration law. (2 CCR 11028)

Unless otherwise provided for in law, the district may not discriminate against an employee, including an applicant for employment, in any term or condition of employment, or otherwise penalize a person, including termination, based on the person's use of cannabis off the job and away from the workplace, or on a drug screening which finds that the person has nonpsychoactive cannabis metabolites in the applicant's hair, blood, urine, or other bodily fluid. However, the district retains the right to maintain drug-free schools or prohibit employees from possessing, being impaired by, or using cannabis while on the job. (Government Code 12954)

Discrimination in employment based on the characteristics listed above is prohibited in all areas of employment and in all employment-related practices, including the following:

- 1) Hiring, compensation, terms, conditions, and other privileges of employment
- 2) Taking-~~of~~ adverse employment actions, such as termination or the denial of employment, promotion, job assignment, or training

NONDISCRIMINATION IN EMPLOYMENT (Con't)

- 3) Unwelcome conduct, whether verbal, physical, or visual, that is **offensive and** so severe or pervasive as to adversely affect an employee's employment opportunities, or that has the purpose or effect of unreasonably interfering with the employee's work performance or creating an intimidating, hostile, or offensive work environment
- 4) Actions and practices identified as unlawful or discriminatory pursuant to Government Code 12940 or 2 CCR 11006-11086, such as:
 - ~~a. Sex discrimination based on an employee's pregnancy, childbirth, breastfeeding, or any related medical condition or on an employee's gender, gender expression, or gender identity, including transgender status~~
 - a. Sex discrimination as specified in Board Policy and Administrative Regulation 4119.11/4219.11/4319.11 - Sex Discrimination and Sex-Based Harassment**
 - b. Religious creed discrimination based on an employee's religious belief or observance, including religious dress or grooming practices, or based on the district's failure or refusal to use reasonable means to accommodate an employee's religious belief, observance, or practice which conflicts with an employment requirement
 - c. Requiring medical or psychological examination of a job applicant or making an inquiry into whether a job applicant has a mental or physical disability or a medical condition or as to the severity of any such disability or condition, without the showing of a job-related need or business necessity
 - d. Failure to make reasonable accommodation for the known physical or mental disability of an employee or to engage in a timely, good faith, interactive process with an employee who has requested such accommodations in order to determine the effective reasonable accommodations, if any, to be provided to the employee
 - e. Requiring an applicant or employee to disclose information relating to the employee's reproductive health decision-making.**

The Board also prohibits retaliation against any district employee ~~or job applicant~~ who opposes any discriminatory employment practice by the district or its employees, agents, or representatives or who complains, reports an incident, testifies, assists, or in any way participates in the district's complaint procedures instituted pursuant to this policy. No ~~employee or job applicant~~ who requests an accommodation for any protected characteristic listed in this policy shall be subjected to any punishment or sanction, regardless of whether the request was granted. (Government Code 12940; 2 CCR 11028)

No employee shall, in exchange for a raise or bonus or as a condition of employment or continued employment, be required to sign a release of the employee's claim or right to file a claim against the district or a nondisparagement agreement or other document that has the

NONDISCRIMINATION IN EMPLOYMENT (Con't)

purpose or effect of preventing the employee from disclosing information about harassment, discrimination, or other unlawful acts in the workplace, including any conduct that the employee has reasonable cause to believe is unlawful. (Government Code 12964.5)

Complaints concerning employment discrimination, harassment, or retaliation shall immediately be investigated in accordance with procedures specified in the accompanying administrative regulation. **However, complaints alleging sex discrimination under Title IX shall be investigated and resolved in accordance with the procedures specified in 34 CFR 106.44 and 106.45 and Administrative Regulation 4119.12/4219.12/4319.12 – Title IX Sex Discrimination and Sex-Based Harassment Complaint Procedures.**

Any supervisory or management employee who observes or has knowledge of an incident of prohibited discrimination or harassment, including harassment of an employee by a nonemployee, shall report the incident to the Superintendent or designated district coordinator **as soon as practical after the incident within one workday.** All other employees ~~are encouraged to~~ **shall** report such incidents to their supervisor ~~immediately~~ **or designated district coordinator within one workday.**

The Superintendent or designee shall use all appropriate means to reinforce the district's nondiscrimination policy, including providing training and information to employees about how to recognize harassment, discrimination, or other prohibited conduct, how to respond appropriately, and components of the district's policies and regulations regarding discrimination. The Superintendent or designee shall regularly review the district's employment practices and, as necessary, shall take action to ensure district compliance with the nondiscrimination laws.

Any district employee who engages in prohibited discrimination, harassment, or retaliation or who aids, abets, incites, compels, or coerces another to engage or attempt to engage in such behavior in violation of this policy shall be subject to disciplinary action, up to and including dismissal.

The district shall maintain and preserve all applications, personnel, membership, or employment referral records and files for at least four years after the records are initially created or received or, for an applicant or a terminated employee, for four years after the date the employment action was taken. However, when the district is notified that a complaint has been filed with the California Civil Rights Department, records related to the employee involved shall be maintained and preserved until the later of the first date after the time for filing a civil action has expired or the first date after the complaint has been fully and finally disposed of and all administrative proceedings, civil actions, appeals, or related proceedings have been terminated. (Government Code 12946)

Policy 4030
 adopted: September 17, 2012
 revised: ~~November 9, 202~~

LAKESIDE UNION SCHOOL DISTRICT
 Lakeside, California

NONDISCRIMINATION IN EMPLOYMENT (Con't)

State	Description
2 CCR 11006-11086	Discrimination in employment
2 CCR 11023	Harassment and discrimination prevention and correction
2 CCR 11024	Required training and education on harassment based on sex, gender identity and expression, and sexual orientation
2 CCR 11027-11028	National origin and ancestry discrimination
5 CCR 4900-4965	Nondiscrimination in elementary and secondary educational programs receiving state or federal financial assistance
CA Constitution Article 1, Section 1	Inalienable rights
Civ. Code 51.7	Freedom from violence or intimidation
Ed. Code 200-262.4	Prohibition of discrimination
Gov. Code 11135	Prohibition of discrimination
Gov. Code 12900-12996	Fair Employment and Housing Act
Gov. Code 12940-12954	Unlawful employment practices
Gov. Code 12960-12976	Unlawful employment practices; complaints
Lab. Code 1030-1034	Lactation accommodation
Lab. Code 1197.5	Wages, hours and working conditions
Lab. Code 79-107	Division of Labor Standards Enforcement
Pen. Code 422.56	Definitions; hate crimes
Federal	Description
20 USC 1681-1688	Title IX of the Education Amendments of 1972; discrimination based on sex
28 CFR 35.101-35.190	Americans with Disabilities Act
29 CFR 1636	Implementation of the Pregnant Workers Fairness Act
29 USC 218d	Fair Labor Standards Act; Providing Urgent Maternal Protections for Nursing Mothers (PUMP) Act
29 USC 621-634	Age Discrimination in Employment Act
29 USC 794	Rehabilitation Act of 1973; Section 504
34 CFR 100.6	Title VI; Compliance information
34 CFR 104.7	Section 504; Designation of responsible employee and adoption of grievances procedures
34 CFR 104.8	Notice of Nondiscrimination on the Basis of Handicap
34 CFR 106.1-106.82	Discrimination on the basis of sex; effectuating Title IX
34 CFR 110.1-110.39	Nondiscrimination on the basis of age
42 USC 12101-12213	Americans with Disabilities Act
42 USC 2000d-2000d-7	Title VI, Civil Rights Act of 1964
42 USC 2000e-2000e-17	Title VII, Civil Rights Act of 1964, as amended
42 USC 2000ff-2000ff-11	Genetic Information Nondiscrimination Act of 2008

42 USC 2000gg-2000gg-6	Pregnant Workers Fairness Act
42 USC 2000h-2-2000h-6	Title IX of the Civil Rights Act of 1964
42 USC 6101-6107	Age discrimination in federally assisted programs
Executive Order 11246	Equal Employment Opportunity
U.S. Constitution, First Amendment	Free exercise, free speech, and establishment clauses
Management Resources	Description
CA Civil Rights Department Publication	Sexual Harassment, January 2023
CA Civil Rights Department Publication	Family Care and Medical Leave and Pregnancy Disability Leave, January 2023
CA Civil Rights Department Publication	California Law Prohibits Workplace Discrimination and Harassment, January 2024
CA Civil Rights Department Publication	The Rights of Employees Who Are Transgender or Gender Nonconforming: Fact Sheet, November 2022
CA Civil Rights Department Publication	Harassment Prevention Guide for California Employers, 2017
CA Civil Rights Department Publication	Your Rights and Obligations as a Pregnant Employee, January 2023
Court Decision	Burlington Industries, Inc v. Ellerth (1998) 524 U.S. 742
Court Decision	Faragher-Ellerth v. City of Boca Raton (1998) 524 U.S. 775
Court Decision	Groff v. DeJoy (2023) 600 U.S. 447
Court Decision	Kennedy v. Bremerton (2022) 142 S.Ct. 2407
Court Decision	Shephard v. Loyola Marymount (2002) 102 Cal.App. 4th 837
Court Decision	Thomson v. North American Stainless LP (2011) 62 U.S. 170
Federal Register	Nondiscrimination on the Basis of Sex in Education Programs or Activities Receiving Federal Financial Assistance, April 29, 2024, Vol. 89, No. 83, pages 33474-33896
U.S. Department of Education Publication	Guidance on Constitutionally Protected Prayer and Religious Expression in Public Elementary and Secondary Schools, May 2023
U.S. Equal Employment Opportunity Comm Publication	Know Your Rights: Workplace Discrimination is Illegal, June 2023
U.S. Equal Employment Opportunity Comm Publication	Enforcement Guidance on Harassment in the Workplace, April 2024
U.S. Equal Employment Opportunity Comm Publication	EEOC Compliance Manual
Website	U.S. Department of Labor, Office of Federal Contract Compliance Program
Website	CSBA District and County Office of Education Legal Services
Website	California Department of Industrial Relations
Website	California Civil Rights Department

Website
Website
Cross References

[U.S. Department of Education, Office for Civil Rights
Equal Employment Opportunity Commission](#)

Code	Description
0410	Nondiscrimination In District Programs And Activities
1113	District And School Websites
1113	District And School Websites
1113	District And School Websites
1114	District-Sponsored Social Media
1114	District-Sponsored Social Media
1240	Volunteer Assistance
1240	Volunteer Assistance
1312.1	Complaints Concerning District Employees
1312.1	Complaints Concerning District Employees
1312.3	Uniform Complaint Procedures
1312.3	Uniform Complaint Procedures
1312.3	Uniform Complaint Procedures
1312.3	Uniform Complaint Procedures
1313	Civility
3312	Contracts
3530	Risk Management/Insurance
3530	Risk Management/Insurance
3580	District Records
3580	District Records
3600	Consultants
4000	Concepts And Roles
4032	Reasonable Accommodation
4033	Lactation Accommodation
4111	Recruitment And Selection
4111.2	Legal Status Requirement
4111.2	Legal Status Requirement
4112.4	Health Examinations
4112.41	Employee Drug Testing
4112.41	Employee Drug Testing
4112.5	Criminal Record Check
4112.5	Criminal Record Check
4112.6	Personnel Files
4112.8	Employment Of Relatives
4112.9	Employee Notifications
4112.9	Employee Notifications
4113.5	Working Remotely
4114	Transfers
4118	Dismissal/Suspension/Disciplinary Action
4118	Dismissal/Suspension/Disciplinary Action
4119.1	Civil And Legal Rights

4119.11	Sex Discrimination and Sex-Based Harassment
4119.11	Sex Discrimination and Sex-Based Harassment
4119.12	Title IX Sex Discrimination and Sex-Based Harassment Complaint Procedures
4119.12	Title IX Sex Discrimination and Sex-Based Harassment Complaint Procedures
4119.22	Dress And Grooming
4119.23	Unauthorized Release Of Confidential/Privileged Information
4119.41	Employees With Infectious Disease
4131	Staff Development
4144	Complaints
4144	Complaints
4151	Employee Compensation
4154	Health And Welfare Benefits
4154	Health And Welfare Benefits
4161.5	Military Leave
4161.8	Family Care And Medical Leave
4211	Recruitment And Selection
4211.2	Legal Status Requirement
4211.2	Legal Status Requirement
4212.4	Health Examinations
4212.41	Employee Drug Testing
4212.41	Employee Drug Testing
4212.6	Personnel Files
4212.8	Employment Of Relatives
4212.9	Employee Notifications
4212.9	Employee Notifications
4213.5	Working Remotely
4218	Dismissal/Suspension/Disciplinary Action
4218	Dismissal/Suspension/Disciplinary Action
4218.1	Dismissal/Suspension/Disciplinary Action (Merit System)
4219.1	Civil And Legal Rights
4219.11	Sex Discrimination and Sex-Based Harassment
4219.11	Sex Discrimination and Sex-Based Harassment
4219.12	Title IX Sex Discrimination and Sex-Based Harassment Complaint Procedures
4219.12	Title IX Sex Discrimination and Sex-Based Harassment Complaint Procedures
4219.22	Dress And Grooming
4219.23	Unauthorized Release Of Confidential/Privileged Information
4219.41	Employees With Infectious Disease
4231	Staff Development
4244	Complaints
4244	Complaints

4251	Employee Compensation
4254	Health And Welfare Benefits
4254	Health And Welfare Benefits
4261.5	Military Leave
4261.8	Family Care And Medical Leave
4311	Recruitment And Selection
4311.2	Legal Status Requirement
4311.2	Legal Status Requirement
4312.4	Health Examinations
4312.41	Employee Drug Testing
4312.41	Employee Drug Testing
4312.6	Personnel Files
4312.8	Employment Of Relatives
4312.9	Employee Notifications
4312.9	Employee Notifications
4313.5	Working Remotely
4319.1	Civil And Legal Rights
4319.11	Sex Discrimination and Sex-Based Harassment
4319.11	Sex Discrimination and Sex-Based Harassment
4319.12	Title IX Sex Discrimination and Sex-Based Harassment Complaint Procedures
4319.12	Title IX Sex Discrimination and Sex-Based Harassment Complaint Procedures
4319.22	Dress And Grooming
4319.23	Unauthorized Release Of Confidential/Privileged Information
4319.41	Employees With Infectious Disease
4331	Staff Development
4344	Complaints
4344	Complaints
4351	Employee Compensation
4354	Health And Welfare Benefits
4354	Health And Welfare Benefits
4361.5	Military Leave
4361.8	Family Care And Medical Leave
5145.71	Title IX Sex Discrimination and Sex-Based Harassment Complaint Procedures
5145.71	Title IX Sex Discrimination and Sex-Based Harassment Complaint Procedures
9000	Role Of The Board
9321	Closed Session
9321	Closed Session
9321	Closed Session

NONDISCRIMINATION IN EMPLOYMENT

All allegations of discrimination in employment, including those involving an employee, job applicant, inter, volunteer, or other person contracted to provide services to the district shall be investigated and resolved in accordance with procedures specified in this administrative regulation. **However, complaints alleging sex discrimination under Title IX shall be investigated and resolved in accordance with the procedures specified in 34 CFR 106.44 and 106.45 and Administrative Regulation 4119.12/4219.12/4319.12 - Title IX Sex Discrimination and Sex-Based Harassment Complaint Procedures.**

The district designates the position identified below as its coordinator for nondiscrimination in employment (coordinator) to organize and manage the district's efforts to comply with state and federal nondiscrimination laws and to answer inquiries regarding the district's nondiscrimination policies. The coordinator may be contacted at:

ASSISTANT SUPERINTENDENT, HUMAN RESOURCES
(position title)
12335 WOODSIDE AVENUE, LAKESIDE CA 92040
(address)
(619) 390-2618
(telephone number)

Measures to Prevent Discrimination

To prevent unlawful discrimination, harassment, and retaliation in district employment, the Superintendent or designee shall implement the following measures:

1. Display in a prominent and accessible location at every work site where the district has employees, and post electronically in a conspicuous location on computers for employee use, up-to-date California Civil Rights Department (CRD) posters on the prohibition of workplace discrimination and harassment, **including sex-based harassment**, the rights of transgender employees, and the rights and obligations of employees who are pregnant, have a related medical condition, or are recovering from childbirth (Government Code 12950; 2 CCR 11013, 11023, 11049)
2. Publicize the district's nondiscrimination policy and regulation, including the complaint procedures and the coordinator's contact information by: (5 CCR 4960; 34 CFR 100.6, 106.8)
 - a. Including them in each announcement, bulletin, or application form that is used in employee recruitment
 - b. Posting them in all district schools and offices, including staff lounges and other prominent locations
 - c. Posting them on the district's ~~web site~~ **website** and providing easy access to them through district-supported social media, when available

NONDISCRIMINATION IN EMPLOYMENT (Con't)

3. Disseminate the district's nondiscrimination policy and administrative regulation to all employees by one or more of the following methods: (2 CCR 11023)
 - a. Printing and providing a copy to all employees, with an acknowledgment form for each employee to sign and return
 - b. Sending a copy via email with an acknowledgment return form
 - c. Posting a copy on the district intranet with a tracking system ensuring all employees have read and acknowledged receipt of the policies
 - d. Discussing the policy and regulation with employees upon hire and/or during a new hire orientation session
 - e. Any other way that ensures employees receive and understand the policy

4. Post in a prominent location on the district's website and include in each handbook, catalog, announcement, bulletin, and application form for students, parents/guardians or other authorized legal representative, and employees, the Title IX notice of nondiscrimination which includes the following: (34 CFR 106.8)
 - a. The district does not discriminate on the basis of sex in any education program or activity that it operates
 - b. Inquiries about the application of Title IX may be referred to the district's Title IX Coordinator and/or the U.S. Department of Education Office for Civil Rights
 - c. The name or title, office and email address, and telephone number of the district's Title IX Coordinator
 - d. How to locate the district's nondiscrimination policy and the district's grievance procedures for Title IX complaints
 - e. How to report conduct that may constitute sex discrimination under Title IX

 - f. How to make a complaint of Title IX sex discrimination

If necessary due to the format or size of any publication specified above, the district may include only the statement that the district prohibits sex discrimination in any education program or activity that it operates, that individuals may report concerns or questions to the Title IX Coordinator, and the location of the complete notice on the district's website.

The district shall not distribute a publication stating that the district treats students,

NONDISCRIMINATION IN EMPLOYMENT (Con't)

employees or applicants differently on the basis of sex, unless such treatment is permitted by Title IX.

5. Provide to employees a handbook that contains information that clearly describes the district's nondiscrimination policy, procedures for filing a complaint, and resources available to anyone who feels that he/she has been the victim of any discriminatory or harassing behavior
6. Provide training to employees, volunteers, and interns regarding the district's nondiscrimination policy, including what constitutes unlawful discrimination, harassment, and retaliation and how and to whom a report of an incident should be made, as well as any additional training as specified in 34 CFR 106.8 related to the prohibition of Title IX sex discrimination

The district may also provide bystander intervention training to employees which that includes information and practical guidance on how to recognize potentially problematic behaviors and which may motivate them to take action when they observe such behaviors. The training and education may include exercises to provide employees with the skills and confidence to intervene as appropriate and to provide them with resources they can call upon that support their intervention. (Government Code 12950.2)

7. Periodically review the district's recruitment, hiring, and promotion processes and regularly monitor the terms, conditions, and privileges of employment to ensure district compliance with law and Board Policy 4111-Recruitment and Selection
8. For any district facility where 10 percent of employees have a language other than English as their spoken language, translate the policy into every language spoken by at least 10 percent of the workforce (2 CCR 11023)

Complaint Procedure

~~Complaints of sexual harassment shall be investigated and resolved in accordance with AR 4119.12/4219.12/4319.12— Title IX Sexual Harassment Complaint Procedures if the alleged conduct meets the definition of sexual harassment pursuant to 34 CFR 106.30.~~

~~Any other~~ Any complaint alleging unlawful discrimination or harassment shall be addressed in accordance with the following procedures:

1. Notice and Receipt of Complaint: A complainant may inform a direct supervisor, the coordinator, the Superintendent or, if available, a complaint hotline or an ombudsman. The complainant's direct supervisor may be bypassed in filing a complaint when the supervisor is the subject of the complaint.

The complainant may first attempt to resolve the situation informally with the complainant's supervisor before filing a written complaint.

NONDISCRIMINATION IN EMPLOYMENT (Con't)

A supervisor or manager who has received information about an incident of discrimination or harassment, or has observed such an incident, shall report it to the coordinator, whether or not the complainant files a written complaint.

The written complaint should contain the complainant's name, the name of the individual who allegedly committed the act, a description of the incident, the date and location where the incident occurred, any witnesses who may have relevant information, ~~other evidence of the discrimination or harassment~~, and any other pertinent information which may assist in investigating and resolving the complaint.

2. Investigation Process: The coordinator shall initiate an impartial investigation of an allegation of discrimination or harassment within five business days of receiving notice of the behavior, regardless of whether a written complaint has been filed or whether the written complaint is complete.

The coordinator shall meet with the complainant to describe the district's complaint procedure and discuss the actions being sought by the complainant in response to the allegation. The coordinator shall inform the complainant that the investigation of the allegations will be fair, timely, and thorough and will be conducted in a manner that provides all parties due process and reaches reasonable conclusions based on the evidence collected. The coordinator shall also inform the parties that the investigation will be kept confidential to the extent possible, but that some information may be revealed as necessary to conduct an effective investigation.

If the coordinator determines that a detailed fact-finding investigation is necessary, he/she shall begin the investigation immediately. As part of this investigation, the coordinator should interview the complainant, the person accused, and other persons who could be expected to have relevant information.

The coordinator shall track and document the progress of the investigation to ensure reasonable progress and shall inform the parties as necessary.

When necessary to carry out the investigation or to protect employee safety, the coordinator may discuss the complaint with the Superintendent or designee, district legal counsel, or the district's risk manager.

The coordinator also shall determine whether interim measures, such as scheduling changes, transfers, or leaves, need to be taken before the investigation is completed to ensure that further incidents do not occur. The coordinator shall ensure that such interim measures do not constitute retaliation.

3. Written Report on Findings and Corrective Action: No more than 20 business days after receiving the complaint, the coordinator shall conclude the investigation and prepare a written report of the findings. This timeline may be extended for good cause. If an extension is needed, the coordinator shall notify the complainant and explain the reasons for the extension.

NONDISCRIMINATION IN EMPLOYMENT (Con't)

The report shall include the decision and the reasons for the decision and shall summarize the steps taken during the investigation. If a determination has been made that discrimination or harassment occurred, the report also shall include any corrective action(s) that have been or will be taken to address the behavior, provide appropriate options for remedial actions and resolutions for the complainant, and ensure that retaliation or further discrimination or harassment does not occur. The report shall be presented to the Superintendent or designee.

A summary of the findings shall be presented to the complainant and the person accused.

4. **Appeal to the Governing Board:** The complainant or the person accused may appeal any findings to the Board within 10 business days of receiving the written report of the coordinator's findings. The Superintendent or designee shall provide the Board with all information presented during the investigation. Upon receiving an appeal, the Board shall schedule a hearing as soon as practicable. Any complaint against a district employee shall be addressed in closed session in accordance with law. The Board shall render its decision within 10 business days.

Other Remedies

In addition to filing a discrimination or harassment complaint with the district, a person may file a complaint with either CRD or the Equal Employment Opportunity Commission (EEOC). The time limits for filing such complaints are as follows:

1. For filing a complaint with CRD alleging a violation of Government Code 12940-12952, within three years of the alleged discriminatory act(s), unless an exception exists pursuant to Government Code 12960
2. For filing a complaint with EEOC, within 180 days of the alleged discriminatory act(s) (42 USC 2000e-5)
3. For filing a complaint with EEOC after first with CRD, within 300 days of the alleged discriminatory act(s) or within 30 days after the termination of proceedings by CRD, whichever is earlier (42 USC 2000e-5)

An employee may also file a complaint with the Wage and Hour Division of the U.S. Department of Labor for an alleged violation of the PUMP Act and/or the Equal Employment Opportunity Commission for failure to provide reasonable accommodations pursuant to the Pregnant Workers Fairness Act. (29 USC 218c, 218d, 42 USC 2000gg-2)

Additionally, an employee may file a complaint with the Labor Commissioner at the California Department of Industrial Relations for any alleged violation of Labor Code 1030-1034. (Labor Code 1034)

Regulation 4030
adopted: September 17, 2012
deleted: ~~November 9, 2023~~

LAKESIDE UNION SCHOOL DISTRICT
Lakeside, California

State	Description
2 CCR 11006-11086	Discrimination in employment
2 CCR 11023	Harassment and discrimination prevention and correction
2 CCR 11024	Required training and education on harassment based on sex, gender identity and expression, and sexual orientation
2 CCR 11027-11028	National origin and ancestry discrimination
5 CCR 4900-4965	Nondiscrimination in elementary and secondary educational programs receiving state or federal financial assistance
CA Constitution Article 1, Section 1	Inalienable rights
Civ. Code 51.7	Freedom from violence or intimidation
Ed. Code 200-262.4	Prohibition of discrimination
Gov. Code 11135	Prohibition of discrimination
Gov. Code 12900-12996	Fair Employment and Housing Act
Gov. Code 12940-12954	Unlawful employment practices
Gov. Code 12960-12976	Unlawful employment practices; complaints
Lab. Code 1030-1034	Lactation accommodation
Lab. Code 1197.5	Wages, hours and working conditions
Lab. Code 79-107	Division of Labor Standards Enforcement
Pen. Code 422.56	Definitions; hate crimes
Federal	Description
20 USC 1681-1688	Title IX of the Education Amendments of 1972; discrimination based on sex
28 CFR 35.101-35.190	Americans with Disabilities Act
29 CFR 1636	Implementation of the Pregnant Workers Fairness Act
29 USC 218d	Fair Labor Standards Act; Providing Urgent Maternal Protections for Nursing Mothers (PUMP) Act
29 USC 621-634	Age Discrimination in Employment Act
29 USC 794	Rehabilitation Act of 1973; Section 504
34 CFR 100.6	Title VI; Compliance information
34 CFR 104.7	Section 504; Designation of responsible employee and adoption of grievances procedures
34 CFR 104.8	Notice of Nondiscrimination on the Basis of Handicap
34 CFR 106.1-106.82	Discrimination on the basis of sex; effectuating Title IX
34 CFR 110.1-110.39	Nondiscrimination on the basis of age
42 USC 12101-12213	Americans with Disabilities Act
42 USC 2000d-2000d-7	Title VI, Civil Rights Act of 1964
42 USC 2000e-2000e-17	Title VII, Civil Rights Act of 1964, as amended

42 USC 2000ff-2000ff-11	Genetic Information Nondiscrimination Act of 2008
42 USC 2000gg-2000gg-6	Pregnant Workers Fairness Act
42 USC 2000h-2-2000h-6	Title IX of the Civil Rights Act of 1964
42 USC 6101-6107	Age discrimination in federally assisted programs
Executive Order 11246	Equal Employment Opportunity
U.S. Constitution, First Amendment	Free exercise, free speech, and establishment clauses
Management Resources	Description
CA Civil Rights Department Publication	Sexual Harassment, January 2023
CA Civil Rights Department Publication	Family Care and Medical Leave and Pregnancy Disability Leave, January 2023
CA Civil Rights Department Publication	California Law Prohibits Workplace Discrimination and Harassment, January 2024
CA Civil Rights Department Publication	The Rights of Employees Who Are Transgender or Gender Nonconforming: Fact Sheet, November 2022
CA Civil Rights Department Publication	Harassment Prevention Guide for California Employers, 2017
CA Civil Rights Department Publication	Your Rights and Obligations as a Pregnant Employee, January 2023
Court Decision	Burlington Industries, Inc v. Ellerth (1998) 524 U.S. 742
Court Decision	Faragher-Ellerth v. City of Boca Raton (1998) 524 U.S. 775
Court Decision	Groff v. DeJoy (2023) 600 U.S. 447
Court Decision	Kennedy v. Bremerton (2022) 142 S.Ct. 2407
Court Decision	Shephard v. Loyola Marymount (2002) 102 Cal.App. 4th 837
Court Decision	Thomson v. North American Stainless LP (2011) 62 U.S. 170
Federal Register	Nondiscrimination on the Basis of Sex in Education Programs or Activities Receiving Federal Financial Assistance, April 29, 2024, Vol. 89, No. 83, pages 33474-33896
U.S. Department of Education Publication	Guidance on Constitutionally Protected Prayer and Religious Expression in Public Elementary and Secondary Schools, May 2023
U.S. Equal Employment Opportunity Comm Publication	Know Your Rights: Workplace Discrimination is Illegal, June 2023
U.S. Equal Employment Opportunity Comm Publication	Enforcement Guidance on Harassment in the Workplace, April 2024
U.S. Equal Employment Opportunity Comm Publication	EEOC Compliance Manual
Website	U.S. Department of Labor, Office of Federal Contract Compliance Program
Website	CSBA District and County Office of Education Legal Services
Website	California Department of Industrial Relations

Website
Website
Website
Cross References

[California Civil Rights Department](#)
[U.S. Department of Education, Office for Civil Rights](#)
[Equal Employment Opportunity Commission](#)

Code	Description
0410	Nondiscrimination In District Programs And Activities
1113	District And School Websites
1113	District And School Websites
1113	District And School Websites
1114	District-Sponsored Social Media
1114	District-Sponsored Social Media
1240	Volunteer Assistance
1240	Volunteer Assistance
1312.1	Complaints Concerning District Employees
1312.1	Complaints Concerning District Employees
1312.3	Uniform Complaint Procedures
1312.3	Uniform Complaint Procedures
1312.3	Uniform Complaint Procedures
1312.3	Uniform Complaint Procedures
1313	Civility
3312	Contracts
3530	Risk Management/Insurance
3530	Risk Management/Insurance
3580	District Records
3580	District Records
3600	Consultants
4000	Concepts And Roles
4032	Reasonable Accommodation
4033	Lactation Accommodation
4111	Recruitment And Selection
4111.2	Legal Status Requirement
4111.2	Legal Status Requirement
4112.4	Health Examinations
4112.41	Employee Drug Testing
4112.41	Employee Drug Testing
4112.5	Criminal Record Check
4112.5	Criminal Record Check
4112.6	Personnel Files
4112.8	Employment Of Relatives
4112.9	Employee Notifications
4112.9	Employee Notifications
4113.5	Working Remotely
4114	Transfers
4118	Dismissal/Suspension/Disciplinary Action
4118	Dismissal/Suspension/Disciplinary Action

4119.1	Civil And Legal Rights
4119.11	Sex Discrimination and Sex-Based Harassment
4119.11	Sex Discrimination and Sex-Based Harassment
4119.12	Title IX Sex Discrimination and Sex-Based Harassment Complaint Procedures
4119.12	Title IX Sex Discrimination and Sex-Based Harassment Complaint Procedures
4119.22	Dress And Grooming
4119.23	Unauthorized Release Of Confidential/Privileged Information
4119.41	Employees With Infectious Disease
4131	Staff Development
4144	Complaints
4144	Complaints
4151	Employee Compensation
4154	Health And Welfare Benefits
4154	Health And Welfare Benefits
4161.5	Military Leave
4161.8	Family Care And Medical Leave
4211	Recruitment And Selection
4211.2	Legal Status Requirement
4211.2	Legal Status Requirement
4212.4	Health Examinations
4212.41	Employee Drug Testing
4212.41	Employee Drug Testing
4212.6	Personnel Files
4212.8	Employment Of Relatives
4212.9	Employee Notifications
4212.9	Employee Notifications
4213.5	Working Remotely
4218	Dismissal/Suspension/Disciplinary Action
4218	Dismissal/Suspension/Disciplinary Action
4218.1	Dismissal/Suspension/Disciplinary Action (Merit System)
4219.1	Civil And Legal Rights
4219.11	Sex Discrimination and Sex-Based Harassment
4219.11	Sex Discrimination and Sex-Based Harassment
4219.12	Title IX Sex Discrimination and Sex-Based Harassment Complaint Procedures
4219.12	Title IX Sex Discrimination and Sex-Based Harassment Complaint Procedures
4219.22	Dress And Grooming
4219.23	Unauthorized Release Of Confidential/Privileged Information
4219.41	Employees With Infectious Disease
4231	Staff Development
4244	Complaints

4244	Complaints
4251	Employee Compensation
4254	Health And Welfare Benefits
4254	Health And Welfare Benefits
4261.5	Military Leave
4261.8	Family Care And Medical Leave
4311	Recruitment And Selection
4311.2	Legal Status Requirement
4311.2	Legal Status Requirement
4312.4	Health Examinations
4312.41	Employee Drug Testing
4312.41	Employee Drug Testing
4312.6	Personnel Files
4312.8	Employment Of Relatives
4312.9	Employee Notifications
4312.9	Employee Notifications
4313.5	Working Remotely
4319.1	Civil And Legal Rights
4319.11	Sex Discrimination and Sex-Based Harassment
4319.11	Sex Discrimination and Sex-Based Harassment
4319.12	Title IX Sex Discrimination and Sex-Based Harassment Complaint Procedures
4319.12	Title IX Sex Discrimination and Sex-Based Harassment Complaint Procedures
4319.22	Dress And Grooming
4319.23	Unauthorized Release Of Confidential/Privileged Information
4319.41	Employees With Infectious Disease
4331	Staff Development
4344	Complaints
4344	Complaints
4351	Employee Compensation
4354	Health And Welfare Benefits
4354	Health And Welfare Benefits
4361.5	Military Leave
4361.8	Family Care And Medical Leave
5145.71	Title IX Sex Discrimination and Sex-Based Harassment Complaint Procedures
5145.71	Title IX Sex Discrimination and Sex-Based Harassment Complaint Procedures
9000	Role Of The Board
9321	Closed Session
9321	Closed Session
9321	Closed Session

LAKESIDE UNION SCHOOL DISTRICT

Governing Board Meeting Date: September 12, 2024

Agenda Item:

First Reading of Board Policy 4033: Lactation Accommodation

Background (Describe purpose/rationale of the agenda item):

A first reading is requested of Board Policy 4033: Lactation Accommodation. Policy updated to reflect NEW FEDERAL REGULATIONS (89 Fed. Reg. 33474) which (1) require districts to provide reasonable break time for employees to express breast milk or breastfeed, and to ensure that employees have access to a lactation space, as specified, (2) provide that "sex" for purposes of sex discrimination under Title IX includes lactation and related medical conditions or recovery, and (3) require a district with knowledge of alleged conduct, which occurs in a district program or activity on or after August 1, 2024, that reasonably may constitute sex discrimination under Title IX, including sex-based harassment, to follow Title IX grievance procedures when investigating and resolving a complaint based on the alleged conduct. Additionally, policy updated to reflect the Providing Urgent Maternal Protections (PUMP) for Nursing Mother Act which (1) requires employers to provide reasonable break time for nursing employees to express breast milk for one year after the child's birth, and to ensure that employees have access to a lactation space, as specified, and (2) authorizes an employee to file a complaint with the Wage and Hour Division of the U.S. Department of Labor for violation of such act. In addition, policy updated to reflect the Pregnant Workers Fairness Act which (1) requires employers to provide reasonable accommodation to employees due to pregnancy, childbirth, or related medical conditions, including lactation, as specified, and (2) authorizes an employee to file a complaint with the Equal Employment Opportunity Commission for failure to provide reasonable accommodations pursuant to the act

Fiscal Impact (Cost):

N/A

Funding Source:

[Click here to enter text.](#)

Addresses Emphasis Goal(s):

#1: Academic Achievement **#2:** Social Emotional **#3:** Physical Environments

Recommended Action:

Informational **Denial/Rejection**
 Discussion **Ratification**
 Approval **Explanation:** [Click here to enter text.](#)
 Adoption

Originating Department/School: Superintendent

Submitted/Recommended By:

Approved for Submission to the Governing Board:

Rachel Camarero

Rachel Camarero, Executive Assistant

Rhonda Taylor

Dr. Rhonda Taylor, Superintendent

Reviewed by Cabinet Member _____

LACTATION ACCOMMODATION

The Governing Board recognizes the immediate and long-term health advantages of breastfeeding ~~for infants and mothers~~ and desires to provide a supportive environment for any district employee to express **breast** milk for her infant child upon her return to work following the birth of the child. The Board prohibits discrimination, harassment, and/or retaliation against any district employee who chooses to express breast milk for ~~her~~ **an** infant child while at work.

An employee shall notify the employee's supervisor or other appropriate district administrator in advance of the intent to request an accommodation. The supervisor or appropriate district administrator shall respond to the request and shall work with the employee to make arrangements. If needed, the supervisor or appropriate district administrator shall address scheduling in order to ensure that the employee's essential job duties are covered during the break time.

Lactation accommodations shall be granted unless limited circumstances exist as specified in law. (Labor Code 1031, 1032; 29 USC 218d, 42 USC 2000gg-1)

Before a determination is made to deny lactation accommodations to an employee, the employee's supervisor shall consult with the Superintendent or designee. When lactation accommodations are denied, the Superintendent or designee shall document the options that were considered and the reasons for denying the accommodations.

The Superintendent or designee shall provide a written response to any employee who was denied the accommodation(s). (Labor Code 1034)

The district shall include this policy in its employee handbook or in any set of policies that the district makes available to employees. In addition, the Superintendent or designee shall distribute this policy to new employees upon hire and when an employee makes an inquiry about or requests parental leave. (Labor Code 1034)

~~Employees are encouraged to notify their supervisor or other appropriate personnel in advance of their intent to make use of the accommodations offered for employees who are nursing mothers. As needed, the supervisor shall work with the employee to address arrangements and scheduling in order to ensure that the employees' essential job duties are covered during the break time. (moved)~~

~~Lactation accommodations may be denied only in limited circumstances in accordance with law. (Labor Code 1032; 29 USC 207) (moved)~~

~~Before an employee's supervisor makes a determination to deny lactation accommodations, he/she shall consult the Superintendent or designee. In any case in which lactation accommodations are denied, the Superintendent or designee shall document the options that were considered and the reasons for denying the accommodations. (moved)~~

Break Time and Location Requirements

The district shall provide a reasonable amount of break time to accommodate an employee each time ~~she~~ **the employee** has a need to express breast milk for ~~her~~ **an** infant child. (Labor Code 1030) (Labor Code 1030; 42 USC 2000gg-1; 34 CFR 106.57)

LACTATION ACCOMMODATION (Con't)

To the extent possible, ~~such~~ any break time granted for lactation accommodation shall run concurrently with the break time already provided to the employee. Any additional break time used by a non-exempt employee for this purpose shall be unpaid. (Labor Code 1030; 29 USC ~~207~~ 218d)

The employee shall be provided a ~~private location, other than a restroom, which is in close proximity to her work area and meets the requirements of Labor Code 1031 and 29 USC 207, as applicable.~~ a lactation space which may be used by the employee for expressing breast milk or breastfeeding as needed. The lactation space shall be a private room or location, other than a bathroom, which may be the employee's work area or another location that is in close proximity to the employee's work area, and shall meet the following requirements: (Labor Code 1031; 29 USC 218d; 34 CFR 106.57)

1. Is shielded from view and free from intrusion while the employee is expressing breast milk
2. Is safe, clean, and free of hazardous materials, as defined in Labor Code 6382
3. Contains a place to sit and a surface to place a breast pump and personal items
4. Has access to electricity or alternative devices, including, but not limited to, extension cords or charging stations, needed to operate an electric or battery-powered breast pump
5. Has access to a sink with running water and a refrigerator or, if a refrigerator cannot be provided, another cooling device suitable for storing breast milk in close proximity to the employee's workspace

If a multipurpose room is used for lactation, among other uses, the use of the room for lactation shall take precedence over other uses for the time it is in use for lactation purposes. (Labor Code 1031)

Dispute Resolution

Complaints alleging sex discrimination under Title IX shall be investigated and resolved in accordance with the procedures specified in 34 CFR 106.44 and 106.45 and Administrative Regulation 4119.12/4219.12/4319.12 - Title IX Sex Discrimination and Sex-Based Harassment Complaint Procedures.

Additionally, an employee may file a complaint with the Wage and Hour Division of the U.S. Department of Labor for an alleged violation of the Providing Urgent Maternal Protections for Nursing Mothers Act and/or the Equal Employment Opportunity Commission for failure to provide reasonable accommodations pursuant to the Pregnant Workers Fairness Act. (29 USC 218c, 218d, 42 USC 2000gg-2).

In addition, an employee may file a complaint with the Labor Commissioner at the California Department of Industrial Relations for any alleged violation of Labor Code 1030-1034. (Labor Code 1034)

revise:

BP 4033

LACTATION ACCOMMODATION

State	Description
2 CCR 11035-11051	Unlawful sex discrimination; pregnancy, childbirth, and related medical conditions
29 USC 218c	Fair Labor Standards Act; protections for employees
Civ. Code 43.3	Right of mothers to breastfeed in any public or private location
Ed. Code 200-262.4	Prohibition of discrimination
Gov. Code 12925-12954	Unlawful discriminatory employment practices
Gov. Code 12945	Unlawful discrimination based on pregnancy, childbirth, or related medical conditions
Lab. Code 1030-1034	Lactation Accommodation
Lab. Code 6382	Procedure for listing hazardous substances
Federal	Description
20 USC 1681-1688	Title IX of the Education Amendments of 1972; discrimination based on sex
29 CFR 1636	Implementation of the Pregnant Workers Fairness Act
29 USC 218d	Fair Labor Standards Act; Providing Urgent Maternal Protections for Nursing Mothers (PUMP) Act
34 CFR 106.1-106.82	Discrimination on the basis of sex; effectuating Title IX
42 USC 2000gg-2000gg-6	Pregnant Workers Fairness Act
Management Resources	Description
CA Department of Industrial Relations Publication	Rest Periods/Lactation Accommodation, Frequently Asked Questions
California Civil Rights Department Decision	Department of Fair Employment and Housing v. Acosta Tacos (Chavez), FEHC Precedential Decision 09-03P, 2009
California Department of Public Health Publication	Lactation Accommodation for Employers
Federal Register	Nondiscrimination on the Basis of Sex in Education Programs or Activities Receiving Federal Financial Assistance, April 29, 2024, Vol. 89, No. 83, pages 33474-33896
Federal Register	Reasonable Break Time for Nursing Mothers, December 21, 2010, Vol. 78, No. 244, pages 80073-80079

Office of the Surgeon General Publication	The Surgeon General's Call to Action to Support Breastfeeding, 2011
U.S. DoL, Wage and Hour Div., Publication	Education FAQs
U.S. DoL, Wage and Hour Div., Publication	Frequently Asked Questions - Pumping Breast Milk at Work
U.S. DoL, Wage and Hour Div., Publication	Fact Sheet #73: FLSA Protections for Employees to Pump Breast Milk at Work, rev. January 2023
U.S. HHS Office on Women's Health Publication	The Business Case for Breastfeeding: Steps for Creating a Breastfeeding Friendly Worksite, Toolkit, 2008
Website	CSBA District and County Office of Education Legal Services
Website	Equal Employment Opportunity Commission
Website	California Department of Industrial Relations, Division of Labor and Standards Enforcement
Website	California Department of Public Health
Website	California Women, Infants and Children Program
Website	Centers for Disease Control and Prevention
Website	Health Resources and Services Administration
Website	Office of the Surgeon General
Website	U.S. Department of Labor, Wage and Hour Division, FLSA Protections to Pump at Work

Cross References

Code	Description
0410	Nondiscrimination In District Programs And Activities
4030	Nondiscrimination In Employment
4030	Nondiscrimination In Employment
4032	Reasonable Accommodation
4112.9	Employee Notifications
4112.9	Employee Notifications
4113.4	Temporary Modified/Light-Duty Assignment
4119.11	Sex Discrimination and Sex-Based Harassment
4119.11	Sex Discrimination and Sex-Based Harassment
4119.12	Title IX Sex Discrimination and Sex-Based Harassment Complaint Procedures
4119.12	Title IX Sex Discrimination and Sex-Based Harassment Complaint Procedures

4144	Complaints
4144	Complaints
4161.8	Family Care And Medical Leave
4212.9	Employee Notifications
4212.9	Employee Notifications
4213.4	Temporary Modified/Light-Duty Assignment
4219.11	Sex Discrimination and Sex-Based Harassment
4219.11	Sex Discrimination and Sex-Based Harassment
4219.12	Title IX Sex Discrimination and Sex-Based Harassment Complaint Procedures
4219.12	Title IX Sex Discrimination and Sex-Based Harassment Complaint Procedures
4244	Complaints
4244	Complaints
4261.8	Family Care And Medical Leave
4312.9	Employee Notifications
4312.9	Employee Notifications
4313.4	Temporary Modified/Light-Duty Assignment
4319.11	Sex Discrimination and Sex-Based Harassment
4319.11	Sex Discrimination and Sex-Based Harassment
4319.12	Title IX Sex Discrimination and Sex-Based Harassment Complaint Procedures
4319.12	Title IX Sex Discrimination and Sex-Based Harassment Complaint Procedures
4344	Complaints
4344	Complaints
4361.8	Family Care And Medical Leave

LAKESIDE UNION SCHOOL DISTRICT

Governing Board Meeting Date: September 12, 2024

Agenda Item:

First Reading of Board Policy and Administrative Regulation 4119.11/4219.11/4319.11: Sexual Harassment

Background (Describe purpose/rationale of the agenda item):

A first reading is requested of Board Policy and Administrative Regulation 4119.11/4219.11/4319.11: Sexual Harassment. Policy updated to include material related to sex discrimination, in addition to sex-based harassment. Additionally, policy updated to reflect NEW LAW (AB 1955, 2024) which prohibits a district, including a Governing Board member, from retaliating or otherwise taking adverse action against an employee, including by placing the employee on administrative leave, on the basis that the employee supported a student exercising rights specified in certain Education Code provisions, performed work in a manner consistent with the district's legal obligations related to educational equity, or provided instruction to students consistent with current content standards, curriculum frameworks, instructional materials adopted by the state board, and state law. In addition, policy updated to reflect NEW FEDERAL REGULATIONS (89 Fed. Reg. 33474) which (1) require districts to provide a notice of nondiscrimination on the basis of sex, (2) require employees with knowledge of conduct that reasonably may constitute sex discrimination or sex-based harassment in a district education program or activity to notify the Title IX Coordinator, (3) require a district with knowledge of alleged conduct, which occurs in a district program or activity on or after August 1, 2024, that reasonably may constitute sex discrimination under Title IX, including sex-based harassment, to follow Title IX grievance procedures when investigating and resolving a complaint based on the alleged conduct, and (4) require the Title IX Coordinator to offer and coordinate supportive measures when notified of conduct that reasonably may constitute sex discrimination, including sex-based harassment. Administrative Regulation 4119.11/4219.11/4319.11 - Sex Discrimination and Sex-Based.

Fiscal Impact (Cost):

N/A

Funding Source:

[Click here to enter text.](#)

Addresses Emphasis Goal(s):

- #1:** Academic Achievement **#2:** Social Emotional **#3:** Physical Environments

Recommended Action:

- | | |
|---|--|
| <input type="checkbox"/> Informational | <input type="checkbox"/> Denial/Rejection |
| <input type="checkbox"/> Discussion | <input type="checkbox"/> Ratification |
| <input checked="" type="checkbox"/> Approval | <input type="checkbox"/> Explanation: Click here to enter text. |
| <input type="checkbox"/> Adoption | |

Originating Department/School: Superintendent

Submitted/Recommended By:

Approved for Submission to the Governing Board:

Rachel Camarero

Rachel Camarero, Executive Assistant

Rhonda Taylor

Dr. Rhonda Taylor, Superintendent

Reviewed by Cabinet Member _____

All Personnel

BP 4119.11(a)

4219.11

SEXUAL HARASSMENT

4319.11

The following policy shall apply to all district employees, volunteers, contractors, job applicants, and other persons with an employment relationship with the district.

The Governing is committed to providing a safe work environment that is free of **discrimination**, harassment and intimidation. The Board prohibits ~~sexual~~ **sex discrimination, including sex-based harassment, as defined in the accompanying administrative regulation, in district programs and activities by and** against district employees. ~~and retaliatory behavior or action against any persons who complain, testifies or otherwise participates in the complaint process established for the purpose of this policy.~~

(cf. 0410 – Nondiscrimination in District Programs and Activities)

(cf. 4030 – Nondiscrimination in Employment)

Additionally, the Board prohibits retaliatory behavior or action against any person who complains or testifies about conduct that reasonably may constitute sex discrimination, including sex-based harassment, reports such conduct, or otherwise participates or refuses to participate in the complaint process established for the purpose of this policy. (Education Code 220.1; 34 CFR 106.71)

~~Sexual harassment includes, but is not limited to, harassment that is based on the sex, gender, gender identity, gender expression, or sexual orientation of the victim and harassment based on pregnancy, childbirth, or related medical conditions.~~

The Superintendent or designee shall take all actions necessary to ensure the prevention, investigation, and correction of ~~sexual~~ **sex discrimination and sex-based** harassment, including but not limited to:

1. Providing training to employees in accordance with law and administrative regulation
2. Publicizing and disseminating the district's ~~sexual~~ **sex discrimination and sex-based** harassment policy to employees and others to whom the policy may apply
3. **Publicizing and disseminating the district's sex discrimination and sex-based harassment policy to employees and others to whom the policy may apply**
- ~~3.~~ 4. Ensuring prompt, thorough, fair, and equitable investigation of complaints **through the appropriate state and/or federal procedures**
- ~~4.~~ 5. Taking timely and appropriate corrective/remedial action(s), which may require interim separation of the complainant and the alleged harasser and subsequent monitoring of developments

The Superintendent or designee shall periodically evaluate the effectiveness of the district's strategies to prevent and address **sex discrimination and sex-based** harassment. Such evaluation may involve conducting regular anonymous employee surveys to assess whether **sex**

SEXUAL HARASSMENT (continued)

discrimination and/or sex-based harassment is occurring or is perceived to be tolerated, partnering with researchers or other agencies with the needed expertise to evaluate the district's prevention strategies, and using any other effective tool for receiving feedback on systems and/or processes. As necessary, changes shall be made to the harassment policy, **ies** complaint procedures, or training, **as appropriate and in accordance with law**.

Sexual Harassment Reports and Complaints

~~District employees who feel that they have been sexually harassed in the performance of their~~ **Any** district **employee** responsibilities ~~or who have knowledge of any incident of sexual harassment by or against another employee shall immediately report the incident to their direct supervisor, a district administrator, or the district's~~ **who has experienced sex discrimination or sex-based harassment in the district's education program or activity may file a complaint with the district's** Title IX Coordinator. ~~Employees may bypass their supervisor in filing a complaint if the supervisor is the subject of the complaint. A supervisor or administrator who receives a harassment complaint shall promptly notify the Title IX Coordinator.~~ (34 CFR 106.2, 106.44)

Any employee with knowledge of conduct that reasonably may constitute sex discrimination or sex-based harassment by or against another district employee, a student, or a third party in a district education program or activity shall notify the Title IX Coordinator within one workday. An employee may be subject to discipline for failure to timely report such conduct. (34 CFR 106.44)

~~Once notified, the Title IX Coordinator shall ensure the complaint or allegation is addressed through AR Administrative Regulation 4119.12/4219.12/4319.12 - Title IX Sexual Sex Discrimination and Sex-Based Harassment Complaint Procedures. or AR 4030 - Nondiscrimination in Employment, as applicable. Because a complaint or allegation that is dismissed or denied under the Title IX complaint procedure may still be subject to consideration under state law, the Title IX Coordinator shall ensure that any implementation of AR 4119.12/4219.12/4319.12 concurrently meets the requirements of AR 4030.~~

~~(cf. 4119.12/4219.12/4319.12 - Title IX Sexual Harassment Complaints)~~

The Title IX Coordinator shall offer **and coordinate** supportive measures to **be provided to** the complainant and, **if the district has begun grievance procedures or offered an informal resolution process to the respondent, offer and coordinate supportive measures to be provided to the respondent** as deemed appropriate under the circumstances. (34 CFR 106.44)

Upon investigation of a ~~sexual~~ **sex discrimination or sex-based** harassment complaint, any district employee found to have engaged or participated in ~~sexual~~ **sex discrimination or sex-based** harassment or to have aided, abetted, incited, compelled, or coerced another to commit ~~sexual~~ **sex discrimination or sex-based** harassment in violation of this policy shall be subject to disciplinary action, up to and including dismissal, in accordance with law and the applicable collective bargaining agreement.

State	Description
2 CCR 11006-11086	Discrimination in employment
2 CCR 11009	Employment discrimination
2 CCR 11021	Discrimination in employment - retaliation
2 CCR 11023	Harassment and discrimination prevention and correction
2 CCR 11024	Required training and education on harassment based on sex, gender identity and expression, and sexual orientation
2 CCR 11034	Terms, conditions, and privileges of employment
5 CCR 4900-4965	Nondiscrimination in elementary and secondary educational programs receiving state or federal financial assistance
Ed. Code 200-262.4	Prohibition of discrimination
Ed. Code 220.1	Prohibition of retaliation related to educational equity
Ed. Code 220.3	Prohibition of disclosure of information related to student's sexual orientation, gender identity, or gender expression
Ed. Code 220.5	Prohibition of policies requiring disclosure of information related to student's sexual orientation, gender identity, or gender expression
Gov. Code 12900-12996	Fair Employment and Housing Act
Gov. Code 12940	Unlawful discriminatory employment practices
Gov. Code 12950	Sexual harassment
Gov. Code 12950.1	Sexual harassment training
Lab. Code 1101	Political activities of employees
Lab. Code 1102.1	Discrimination: sexual orientation
Lab. Code 1197.5	Wages, hours, and working conditions
Federal	Description
20 USC 1681-1688	Title IX of the Education Amendments of 1972; discrimination based on sex
29 CFR 1636	Implementation of the Pregnant Workers Fairness Act
34 CFR 106.1-106.82	Nondiscrimination on the basis of sex in education programs
42 USC 2000e-2000e-17	Title VII, Civil Rights Act of 1964, as amended
42 USC 2000gg-2000gg-6	Pregnant Workers Fairness Act
Management Resources	Description
Court Decision	Burlington Industries v. Ellreth (1998) 118 S.Ct. 2257
Court Decision	Department of Health Services v. Superior Court of California (2003) 31 Cal.4th 1026
Court Decision	Faragher v. City of Boca Raton (1998) 118 S.Ct. 2275
Court Decision	Gebser v. Lago Vista Independent School District (1998) 118 S.Ct. 1989
Court Decision	Meritor Savings Bank, FSB v. Vinson et al. (1986) 447 U.S. 57
Court Decision	Oncale v. Sundowner Offshore Serv. Inc. (1998) 118 S.Ct. 998

Federal Register

[Nondiscrimination on the Basis of Sex in Education Programs or Activities Receiving Federal Financial Assistance, April 29, 2024, Vol. 89, No. 83, pages 33474-33896](#)

U.S. Equal Employment Opportunity Promising Practices for Preventing Harassment, November 2017
Com. Publication
Website [CSBA District and County Office of Education Legal Services](#)

Website [California Department of Education](#)

Website [California Civil Rights Department](#)

Website [U.S. Department of Education, Office for Civil Rights](#)

Website [Equal Employment Opportunity Commission](#)

Cross References

Code	Description
0410	Nondiscrimination In District Programs And Activities
0450	Comprehensive Safety Plan
0450	Comprehensive Safety Plan
1312.3	Uniform Complaint Procedures
1312.3	Uniform Complaint Procedures
1312.3	Uniform Complaint Procedures
1312.3	Uniform Complaint Procedures
1313	Civility
3530	Risk Management/Insurance
3530	Risk Management/Insurance
3600	Consultants
4030	Nondiscrimination In Employment
4030	Nondiscrimination In Employment
4033	Lactation Accommodation
4040	Employee Use Of Technology
4040	Employee Use Of Technology
4112.9	Employee Notifications
4112.9	Employee Notifications
4117.7	Employment Status Reports
4118	Dismissal/Suspension/Disciplinary Action
4118	Dismissal/Suspension/Disciplinary Action
4119.12	Title IX Sex Discrimination and Sex-Based Harassment Complaint Procedures
4119.12	Title IX Sex Discrimination and Sex-Based Harassment Complaint Procedures
4119.21	Professional Standards
4119.21	Professional Standards
4119.22	Dress And Grooming
4131	Staff Development
4144	Complaints
4144	Complaints
4212.9	Employee Notifications

4212.9	Employee Notifications
4218.1	Dismissal/Suspension/Disciplinary Action (Merit System)
4219.12	Title IX Sex Discrimination and Sex-Based Harassment Complaint Procedures
4219.12	Title IX Sex Discrimination and Sex-Based Harassment Complaint Procedures
4219.21	Professional Standards
4219.21	Professional Standards
4219.22	Dress And Grooming
4231	Staff Development
4244	Complaints
4244	Complaints
4300	Administrative And Supervisory Personnel
4300	Administrative And Supervisory Personnel
4312.9	Employee Notifications
4312.9	Employee Notifications
4317.7	Employment Status Reports
4319.12	Title IX Sex Discrimination and Sex-Based Harassment Complaint Procedures
4319.12	Title IX Sex Discrimination and Sex-Based Harassment Complaint Procedures
4319.21	Professional Standards
4319.21	Professional Standards
4319.22	Dress And Grooming
4344	Complaints
4344	Complaints
5145.3	Nondiscrimination/Harassment
5145.3	Nondiscrimination/Harassment
5145.7	Sex Discrimination and Sex-Based Harassment
5145.7	Sex Discrimination and Sex-Based Harassment
5145.71	Title IX Sex Discrimination and Sex-Based Harassment Complaint Procedures
5145.71	Title IX Sex Discrimination and Sex-Based Harassment Complaint Procedures
5146	Married/Pregnant/Parenting Students

SEXUAL HARASSMENT

The district does not discriminate on the basis of sex in any of its programs or activities and complies with Title IX of the Education Amendments of 1972 and its implementing regulations. Sex discrimination, including sex-based harassment, is prohibited in district education programs and activities.

The following administrative regulation shall apply to all allegations of ~~sexual~~ sex discrimination and sex-based harassment involving by and against district employees, interns, volunteers, and job applicants, but shall not be used to resolve any complaint by ~~or against~~ a student.

Definitions

Sex discrimination includes treating an employee differently based on the employee's sex, which includes differential treatment based on sex stereotypes; sex characteristics; sexual orientation; gender; gender identity; gender expression; pregnancy, childbirth, termination of pregnancy, or lactation, including related medical conditions and recovery; parental, family, or marital status; or association with a person or group with one or more of these actual or perceived characteristics.

Sex discrimination, including sex-based harassment, intimidation, or bullying, may result from physical, verbal, nonverbal, or written conduct and occurs when prohibited conduct is so severe, persistent, or pervasive that it creates an intimidating, threatening, hostile, or offensive work environment; has the effect of substantially or unreasonably interfering with an employee's term or condition of employment; or otherwise adversely affects an employee's employment opportunities.

Sex-based harassment is a form of sex discrimination and means sexual harassment and other harassment on the basis of sex, sex stereotypes, sex characteristics, or other bases specified above. Conduct will constitute sex-based harassment when it takes the form of: (34 CFR 106.2, 106.11)

1. **Quid pro quo harassment:** A district employee, agent, or other individual authorized by the district to provide an aid, benefit, or service in the district's education program or activity conditioning the provision of district aid, benefit, or service on a student's participation in unwelcome sexual conduct
2. **Hostile environment harassment:** Unwelcome sex-based conduct that, based on the totality of the circumstances, is subjectively and objectively offensive and is so severe or pervasive that it limits or denies a person's ability to participate in or benefit from the district's education program or activity

Any prohibited conduct that occurs off campus or outside of school-related or school-sponsored programs or activities will be regarded as sex-based harassment in violation of district policy if it has a continuing effect on a student's ability to

SEXUAL HARASSMENT (continued)

participate in or benefit from district educational programs or activities.

3. Sexual assault, dating violence, domestic violence, or stalking, as defined in 34 CFR 106.2

Sexual harassment includes, but is not limited to, unwelcome sexual advances, unwanted requests for sexual favors, or other unwanted verbal, visual, or physical conduct of a sexual nature, regardless of whether or not the conduct is motivated by sexual desire. Conduct is considered to be sexual harassment when made against another person of the same or opposite sex in the work or educational setting under any of the following conditions: (Education Code 212.5; Government Code 12940; 2 CCR 11034)

1. Submission to the conduct is made explicitly or implicitly a term or condition of the individual's employment.
2. Submission to or rejection of such conduct is used as the basis for an employment decision affecting the individual.
3. The conduct has the purpose or effect of having a negative impact upon the individual's work or has the purpose or effect of creating an intimidating, hostile, or offensive work environment.
4. Submission to or rejection of the conduct is used as the basis for any decision affecting the individual regarding benefits, services, honors, programs, or activities available at or through the district.

(cf. 4030 – Nondiscrimination in Employment)

~~For purposes of applying the complaint procedures specified in Title IX of the Education Amendments of 1972, *sexual harassment* is defined as any of the following forms of conduct that occurs in an education program or activity in which a district school exercises substantial control over the context and respondent: (34 CFR 106.30, 106.44)~~

- ~~1. A district employee conditioning the provision of a district aid, benefit, or service on the student's participation in unwelcome sexual conduct~~
- ~~2. Unwelcome conduct determined by a reasonable person to be so severe, pervasive, and objectively offensive that it effectively denies a person equal access to the district's education program or activity~~
- ~~3. Sexual assault, dating violence, domestic violence, or stalking as defined in 20 USC 1092 or 34 USC 12291~~

AR 4119.11(b)

4219.11

4319.11

SEXUAL HARASSMENT (continued)

Examples of ~~Sexual~~ Sex Discrimination and Sex-Based Harassment

Examples of actions that might constitute ~~sexual~~ sex-based harassment under state and/or federal law accordance with the definitions above, in the work or educational setting, whether committed by a supervisor, a co-worker, or a non-employee, include, but are not limited to:

1. Unwelcome verbal conduct such as ~~sexual~~ sex-based flirtations or propositions; graphic comments about an individual's body; overly personal conversations or pressure for ~~sexual~~ sex-based activity; ~~sexual~~ sex-based jokes or stories; unwelcome ~~sexual~~ sex-based slurs, epithets; threats, innuendoes; derogatory comments; sexually sex-based degrading descriptions; or the spreading of ~~sexual~~ sex-based rumors
2. Unwelcome visual conduct such as drawings, pictures, graffiti, or gestures; sexually explicit emails; or messaging or displaying sexually suggestive objects
3. Unwelcome physical conduct such as massaging, grabbing, fondling, stroking, or brushing the body; touching an individual's body or clothes in a sexual way; or cornering, blocking, leaning over, or impeding normal movements

Title IX Coordinator/Compliance Officer

The district designates the following individual(s) as the responsible employee(s) to coordinate its efforts to comply with Title IX of the Education Amendments of 1972 in accordance with AR Administrative Regulation 4119.12/4219.12/4319.12 - Title IX ~~Sexual~~ Sex Discrimination and Sex-Based Harassment Complaint Procedures, as well as to and oversee, investigate, and resolve ~~sexual harassment~~ the district's response to discrimination complaints processed under AR Administrative Regulation 4030 - Nondiscrimination in Employment. The Title IX Coordinator(s) may be contacted at:

Assistant Superintendent of Human Resources

 (title or position)
12335 Woodside Ave. Lakeside, CA 92040

 (address)
619-390-2600

 (telephone number)

 (email)

The Superintendent or designee shall ensure that all employees receive training regarding sex discrimination and sex-based harassment in accordance with state and federal law.

SEXUAL HARASSMENT (continued)

Every two years, the Superintendent or designee shall ensure that supervisory employees receive at least two hours, and nonsupervisory employees receive at least one hour, of classroom or other effective interactive training and education regarding sexual harassment **as specified in Government Code 12950.1**. All newly hired employees and employees promoted to a supervisory position shall receive training within six months of their assumption of the new position. (Government Code 12950.1)

A supervisory employee is any employee having the authority in the interest of the district, to hire, transfer, suspend, lay off, promote, discharge, assign, reward, or discipline other employees, or the responsibility to direct them, adjust their grievances, or effectively recommend such action when the exercise of the authority is not of a merely routine or clerical nature, but requires the use of independent judgment. (Government Code 12926)

(cf. 4300—Administrative and Supervisory Personnel)

Such training may be completed by employees individually or as part of a group presentation, may be completed in shorter segments as long as the applicable hourly requirement is met, and may be provided in conjunction with other training provided to the employees. The training shall be presented by trainers or educators with knowledge and expertise in the prevention of harassment, discrimination, and retaliation. (Government Code 12950.1)

The district's sexual harassment training and education program for supervisory employees shall include, but not limited to, the following: (Government Code 12950.1; 2 CCR 11024):

1. Information and practical guidance regarding the federal and state laws the prohibition, against and the prevention and correction of sexual harassment
2. The types of conduct that constitute sexual harassment
3. Remedies available for victims in civil actions, and potential employer/individual exposure/liability
4. Strategies to prevent harassment in the workplace
5. Supervisors' obligation to report sexual harassment, discrimination, and retaliation of which they become aware
6. Practical examples which illustrate sexual harassment, discrimination, and retaliation using training modalities such as role plays, case studies, and group discussions, based on factual scenarios taken from case law, news and media accounts, and hypotheticals based on workplace situations and other sources
7. The limited confidentiality of the complaint process

SEXUAL HARASSMENT (continued)

8. Resources for victims of unlawful harassment, such as to whom they should report any alleged harassment
9. Steps necessary to take appropriate remedial measures to correct harassing behavior, which includes the district's obligation to conduct an effective workplace investigation of a harassment complaint
10. What to do if the supervisor is personally accused of harassment
11. The essential elements of the district's anti-harassment policy, and how to use the policy if a harassment complaint is filed

Employees shall receive a copy of the district's sexual harassment policy and administrative regulations, which they shall read and acknowledge that they have received.

12. Information, including practical examples, of harassment based on gender identity, gender expression, and sexual orientation
13. Prevention of abusive conduct, including a review of the definition and elements of abusive conduct pursuant to Government Code 12950.1, the negative effects that abusive conduct has on the victim and other in the workplace, the detrimental consequences of this conduct on employee productivity and morale, and that a single act does not constitute abusive conduct unless the act is severe or egregious

Additionally, the Superintendent or designee shall ensure that all employees receive annual training related to their duties under Title IX in accordance with 34 CFR 106.8, and that a newly hired employee receive training promptly upon hire or change of position that alters the employee's duties under Title IX. (34 CFR 106.8)

The district's Title IX sex discrimination and sex-based harassment training shall include: (34 CFR 106.8)

1. The district's obligation to address sex-based discrimination, including sex-based harassment, in its education program or activity
2. The scope of conduct that constitutes sex discrimination under Title IX, including the definition of sex-based harassment
3. The notification and information requirements specified in 34 CFR 106.40 and 106.44

The district's Title IX sex-based harassment training and education program shall also include additional training required of supervisors; investigators, decisionmakers, and other

SEXUAL HARASSMENT (continued)

persons who are responsible for implementing the district's grievance procedures or have the authority to modify or terminate supportive measures; facilitators of an informal resolution process; and Title IX Coordinators and designees. (34 CFR 106.8)

The Superintendent or designee shall retain for at least two years the records of any training provided to supervisory employees. Such records shall include the names of trained employees, the training date, the training type, and the training provider's name. (2 CCR 11024)

Additionally, the Superintendent or designee shall retain for at least seven years the materials used to provide training as specified in 34 CFR 106.8, and to make these materials available, upon request, to members of the public. (34 CFR 106.8)

Notifications

~~The Superintendent or designee shall notify employees that the district does not discriminate on the basis of sex as required by Title IX, that the Title IX nondiscrimination requirement extends to employment, and that inquiries about the application of Title IX to the district may be referred to the district's Title IX Coordinator and/or to the Assistant Secretary for Civil Rights, U.S. Department of Education. (34 CFR 106.8)~~

~~(cf. 4112.9/4212.9/4312.9 – Employee Notifications)~~

~~The district shall notify employees, bargaining units, and applicants for employment of the name or title, office address, email address, and telephone number of the district's Title IX Coordinator. (34 CFR 106.8)~~

~~A copy of the Board policy and this administrative regulation shall: (Education Code 231.5)~~

To prevent unlawful sex discrimination and sex-based harassment, including retaliation, in district programs and activities, the Superintendent or designee shall provide notifications and implement measures to prevent discrimination and harassment as specified in Administrative Regulation 4030 - Nondiscrimination in Employment.

In addition to the measures to prevent discrimination as specified in Administrative Regulation 4030 - Nondiscrimination in Employment, the Superintendent or designee shall ensure that a copy of the Board policy and this administrative regulation:

1. Be displayed in a prominent location in the main administrative building, district office, or other area of the school where notices of district rules, regulations, procedures, and standards of conduct are posted (Education Code 231.5)
2. Be provided to every district employee at the beginning of the first quarter or semester of the school year or whenever a new employee is hired (Education Code 231.5)

SEXUAL HARASSMENT (continued)

3. Appear in any school or district publication that sets forth the school's or district's comprehensive rules, regulations, procedures, and standards of conduct (**Education Code 231.5**)
4. ~~Be posted, along with the name or title and contact information of the Title IX Coordinator, in a prominent location on the district's web site (34 CFR 106.8)~~
5. ~~Be included, along with the name or title and contact information of the Title IX Coordinator, in any handbook provided to employees or employee organizations (34 CFR 106.8)~~

All employees shall receive a copy of an information sheet—prepared by the California Department of Fair Employment and Housing (DFEH) **Civil Rights Department (CRD)** or the district that contains, at a minimum, components on: (Government Code 12950)

1. The illegality of ~~sexual~~ **sex-based** harassment
2. The definition of ~~sexual~~ **sex-based** harassment under applicable state and federal law
3. A description of ~~sexual~~ **sex-based** harassment, with examples
4. The district's complaint process available to the employee
5. The legal remedies and complaint process available ~~through DFEH~~ **CRD** and the Equal Employment Opportunity Commission (EEOC)
6. Directions on how to contact ~~DFEH~~ **CRD** and the EEOC
7. The protection against retaliation provided by 2 CCR 11021 for opposing harassment prohibited by law or for filing a complaint with or otherwise participating in an investigation, proceeding, or hearing conducted by ~~DFEH~~ **CRD** and the EEOC

~~In addition,~~ **Additionally,** the district shall post, in a prominent and accessible location, ~~DFEH's the CRD~~ poster on discrimination in employment and the illegality of ~~sexual~~ **sex-based** harassment and the ~~DFEH~~ **CRD** poster regarding transgender rights. (Government Code 12950)

Complaint Procedures

All complaints and allegations of ~~sexual~~ **sex discrimination and sex-based** harassment by and against employees shall be investigated and resolved ~~in accordance with law and district procedures. The Title IX Coordinator shall review the allegations to determine the applicable procedure for responding to the complaint. All complaints that meet the definition of sexual harassment under Title IX shall be investigated and resolved in accordance with AR 4119.12/4219.12/4319.12~~ **Title IX Sexual Harassment Complaint Procedures.** ~~Other sexual~~

AR 4119.11(†)
4219.11
4319.11

SEXUAL HARASSMENT (continued)

~~harassment complaints shall be investigated and resolved pursuant to AR 4030 – Nondiscrimination in Employment.~~ **as specified in 34 CFR 106.44 and 106.45 and Administrative Regulation 4119.12/4219.12/4319.12 - Title IX Sex Discrimination and Sex-Based Harassment Complaint Procedures.**

If ~~sexual~~ **sex discrimination and sex-based** harassment is found following an investigation, the Title IX Coordinator, or designee in consultation with the **Title IX** Coordinator, shall take prompt action to stop the ~~sexual~~ **sex discrimination and sex-based** harassment, prevent recurrence, and address any continuing effects.

Regulation
approved: September 12, 2012
revised: ~~April 15, 2021~~

LAKESIDE UNION SCHOOL DISTRICT
Lakeside, California

State

2 CCR 11006-11086

2 CCR 11009

2 CCR 11021

2 CCR 11023

2 CCR 11024

2 CCR 11034

5 CCR 4900-4965

Ed. Code 200-262.4

Ed. Code 220.1

Ed. Code 220.3

Ed. Code 220.5

Gov. Code 12900-12996

Gov. Code 12940

Gov. Code 12950

Gov. Code 12950.1

Lab. Code 1101

Lab. Code 1102.1

Lab. Code 1197.5

Federal

20 USC 1681-1688

29 CFR 1636

34 CFR 106.1-106.82

42 USC 2000e-2000e-17

42 USC 2000gg-2000gg-6

Management Resources

Court Decision

Court Decision

Court Decision

Court Decision

Court Decision

Court Decision

Description

Discrimination in employment

Employment discrimination

Discrimination in employment - retaliation

Harassment and discrimination prevention and correction

Required training and education on harassment based on sex, gender identity and expression, and sexual orientation

Terms, conditions, and privileges of employment

Nondiscrimination in elementary and secondary educational programs receiving state or federal financial assistance

[Prohibition of discrimination](#)

Prohibition of retaliation related to educational equity

Prohibition of disclosure of information related to student's sexual orientation, gender identity, or gender expression

Prohibition of policies requiring disclosure of information related to student's sexual orientation, gender identity, or gender expression

[Fair Employment and Housing Act](#)[Unlawful discriminatory employment practices](#)[Sexual harassment](#)[Sexual harassment training](#)[Political activities of employees](#)

Discrimination: sexual orientation

Wages, hours, and working conditions

Description

Title IX of the Education Amendments of 1972; discrimination based on sex

Implementation of the Pregnant Workers Fairness Act

Nondiscrimination on the basis of sex in education programs

Title VII, Civil Rights Act of 1964, as amended

Pregnant Workers Fairness Act

Description

Burlington Industries v. Ellreth (1998) 118 S.Ct. 2257

Department of Health Services v. Superior Court of California (2003) 31 Cal.4th 1026

Faragher v. City of Boca Raton (1998) 118 S.Ct. 2275

Gebser v. Lago Vista Independent School District (1998) 118 S.Ct. 1989

Meritor Savings Bank, FSB v. Vinson et al. (1986) 447 U.S. 57

Oncale v. Sundowner Offshore Serv. Inc. (1998) 118 S.Ct. 998

Federal Register [Nondiscrimination on the Basis of Sex in Education Programs or Activities Receiving Federal Financial Assistance, April 29, 2024, Vol. 89, No. 83, pages 33474-33896](#)

U.S. Equal Employment Opportunity Promising Practices for Preventing Harassment, November 2017
 Com. Publication [CSBA District and County Office of Education Legal Services](#)
 Website [California Department of Education](#)
 Website [California Civil Rights Department](#)
 Website [U.S. Department of Education, Office for Civil Rights](#)
 Website [Equal Employment Opportunity Commission](#)

Cross References

Code	Description
0410	Nondiscrimination In District Programs And Activities
0450	Comprehensive Safety Plan
0450	Comprehensive Safety Plan
1312.3	Uniform Complaint Procedures
1312.3	Uniform Complaint Procedures
1312.3	Uniform Complaint Procedures
1312.3	Uniform Complaint Procedures
1313	Civility
3530	Risk Management/Insurance
3530	Risk Management/Insurance
3600	Consultants
4030	Nondiscrimination In Employment
4030	Nondiscrimination In Employment
4033	Lactation Accommodation
4040	Employee Use Of Technology
4040	Employee Use Of Technology
4112.9	Employee Notifications
4112.9	Employee Notifications
4117.7	Employment Status Reports
4118	Dismissal/Suspension/Disciplinary Action
4118	Dismissal/Suspension/Disciplinary Action
4119.12	Title IX Sex Discrimination and Sex-Based Harassment Complaint Procedures
4119.12	Title IX Sex Discrimination and Sex-Based Harassment Complaint Procedures
4119.21	Professional Standards
4119.21	Professional Standards
4119.22	Dress And Grooming
4131	Staff Development
4144	Complaints
4144	Complaints
4212.9	Employee Notifications

4212.9	Employee Notifications
4218.1	Dismissal/Suspension/Disciplinary Action (Merit System)
4219.12	Title IX Sex Discrimination and Sex-Based Harassment Complaint Procedures
4219.12	Title IX Sex Discrimination and Sex-Based Harassment Complaint Procedures
4219.21	Professional Standards
4219.21	Professional Standards
4219.22	Dress And Grooming
4231	Staff Development
4244	Complaints
4244	Complaints
4300	Administrative And Supervisory Personnel
4300	Administrative And Supervisory Personnel
4312.9	Employee Notifications
4312.9	Employee Notifications
4317.7	Employment Status Reports
4319.12	Title IX Sex Discrimination and Sex-Based Harassment Complaint Procedures
4319.12	Title IX Sex Discrimination and Sex-Based Harassment Complaint Procedures
4319.21	Professional Standards
4319.21	Professional Standards
4319.22	Dress And Grooming
4344	Complaints
4344	Complaints
5145.3	Nondiscrimination/Harassment
5145.3	Nondiscrimination/Harassment
5145.7	Sex Discrimination and Sex-Based Harassment
5145.7	Sex Discrimination and Sex-Based Harassment
5145.71	Title IX Sex Discrimination and Sex-Based Harassment Complaint Procedures
5145.71	Title IX Sex Discrimination and Sex-Based Harassment Complaint Procedures
5146	Married/Pregnant/Parenting Students

LAKESIDE UNION SCHOOL DISTRICT

Governing Board Meeting Date: September 12, 2024

Agenda Item:

First Reading of Administrative Regulation and Exhibit E (1) 4119.12/4219.12/4319.12: Title IX Sex Discrimination and Sex-Based Harassment Complaint Procedures (New Administrative Regulation and Exhibit to LUSD)

Background (Describe purpose/rationale of the agenda item):

A first reading is requested of Administrative Regulation and Exhibit E (1) 4119.12/4219.12/4319.12: Title IX Sex Discrimination and Sex-Based Harassment Complaint Procedures (New Administrative Regulation and Exhibit) Regulation updated to reflect NEW FEDERAL REGULATIONS (89 Fed. Reg. 33474) which make extensive and significant changes to the title IX grievance procedures including that they (1) require a district with knowledge of alleged conduct, which occurs in a district program or activity on or after August 1, 2024, that reasonably may constitute sex discrimination under Title IX, including sex-based harassment, to follow Title IX grievance procedures when investigating and resolving a complaint based on the alleged conduct, (2) require district's to follow "basic requirements" when implementing the Title IX grievance procedures, (3) modify the definition of a "complaint" and who may bring a complaint, (4) modify the Title IX Coordinator's responsibilities related to the initiation of a complaint when the alleged victim chooses to not bring a complaint, (5) modify the requirements related to the offering and coordination of supportive measures, (6) expand the requirements related to the dismissal of complaints, including the appeal of dismissals, (7) expand the requirements related to the informal resolution process, (8) amend requirements related to notice of allegations when a formal investigation is initiated by the district, (9) expand requirements related to the investigation procedures, (10) modify requirements related to the written decision, (11) alter the process for the appeal of the decision, (12) provide for extension of timelines, and (13) amend requirements for remedies, disciplinary actions, and record-keeping. Additionally, regulation updated to delete material defining sex-based harassment as the definitions for sex discrimination and sex-based harassment are contained within Administrative Regulation 4119.11 – Sex Discrimination and Sex-Based Harassment, and to delete material in regard to reporting of sex-based harassment as such material is contained within other related policies. Regulation also updated to add a section on Consolidation of Complaints, and material related to record-keeping requirements for complaints containing allegations of childhood sexual assault. Exhibit updated to reflect NEW FEDERAL REGULATIONS (89 Fed. Reg. 33474) which amend the Title IX notice of nondiscrimination on the basis of sex

Fiscal Impact (Cost):

N/A

Funding Source:

[Click here to enter text.](#)

Addresses Emphasis Goal(s):

#1: Academic Achievement

#2: Social Emotional

#3: Physical Environments

Recommended Action:

Informational

Denial/Rejection

Discussion

Ratification

Approval

Explanation: [Click here to enter text.](#)

Adoption

Originating Department/School: Superintendent

Submitted/Recommended By:

Approved for Submission to the Governing Board:



Rachel Camarero, Executive Assistant



Dr. Rhonda Taylor, Superintendent

Reviewed by Cabinet Member _____

TITLE IX SEX DISCRIMINATION AND SEX-BASED HARASSMENT COMPLAINT PROCEDURES (New Administrative Regulation to LUSD, not yet formally adopted in LUSD)

The complaint procedures described in this administrative regulation shall be used to address any complaint governed by Title IX of the Education Amendments of 1972 alleging that a district employee, while in an education program or activity, was subjected to conduct on or after August 1, 2024, including, but not limited to, conduct that is under the authority of the district, that constitutes sex discrimination, including sex-based harassment. For conduct that occurred prior to this date, the district should utilize its policies in place at the time the alleged sex discrimination, including sex-based harassment, occurred, so long as they are in accordance with the applicable statutes and regulations.

Sex discrimination and sex-based harassment include, but are not limited to, sex-based conduct as specified in Administrative Regulation 4119.11/4219.11/4319.11 - Sex Discrimination and Sex-Based Harassment.

Basic Requirements

When implementing Title IX grievance procedures, the district shall: (34 CFR 106.45)

1. Treat complainants and respondents equitably
2. Ensure that the Title IX Coordinator or designee, investigator, or decisionmaker not have a conflict of interest or bias for or against complainants or respondents generally or an individual complainant or respondent

The investigator and the decisionmaker may be the same person as the Title IX Coordinator or designee.

3. Presume that the respondent is not responsible for the alleged sex discrimination, including sex-based harassment, until a determination is made at the conclusion of the grievance procedures
4. Establish reasonably prompt timeframes for the major stages of the grievance procedures, such as evaluation of whether to dismiss or investigate a complaint, investigation, decision, and appeals if any
5. Establish a process that allows for the reasonable extension of timeframes on a case-by-case basis for good cause with notice to the parties that includes the reason for the delay

Additionally, the district shall not disclose personally identifiable information obtained while implementing Title IX complaint procedures unless the district has obtained prior written consent

TITLE IX SEX DISCRIMINATION AND SEX-BASED HARASSMENT COMPLAINT PROCEDURES (New Administrative Regulation to LUSD, not yet formally adopted in LUSD)

from a person with the legal right to consent to the disclosure; the information is disclosed to a parent/guardian or other authorized legal representative with the legal right to receive disclosures on behalf of the person whose personally identifiable information is at issue; to take action to address conduct that reasonably may constitute sex discrimination under Title IX, including sex-based harassment, in the district's education program or activity; as required by federal law, regulations, or as a condition to a federal award; as required by state or local law; or to the extent such disclosures are not otherwise in conflict with Title IX. (34 CFR 106.44)

If the respondent is a student with a disability, the Title IX Coordinator or designee shall consult with one or more members, as appropriate, of the student's individualized education program or 504 team, to determine how to comply with the requirements of the Individuals with Disabilities Education Act or Section 504 of the Rehabilitation Act of 1973.

Filing a Complaint

Upon receiving information of an allegation of sex discrimination, including sex-based harassment, the Title IX Coordinator or designee shall notify the individual(s) specified in law of the Title IX grievance procedures, and of the informal resolution process, if available and appropriate.

A *complaint* is an oral or written request that can objectively be understood by the Title IX Coordinator or designee as a request for the district to investigate and make a determination about alleged sex discrimination, including sex-based harassment. (34 CFR 106.2)

Complaints of sex discrimination and sex-based harassment may only be brought by an employee, or former employee, who was participating or attempting to participate in the district's education program or activity at the time of the alleged sex-based harassment, or the Title IX Coordinator or designee. (34 CFR 106.45)

If the alleged victim chooses not to bring a complaint, or withdraws any or all of the allegations in a complaint, and in the absence or termination of an informal resolution process, the Title IX Coordinator or designee shall consider whether to initiate a complaint. To do so, the Title IX Coordinator or designee shall first consider the following factors: (34 CFR 106.44)

1. The victim's request not to proceed with initiation of a complaint
2. The victim's reasonable safety concerns regarding initiation of a complaint
3. The risk that additional acts of sex discrimination, including sex-based harassment, would occur if a complaint is not initiated

TITLE IX SEX DISCRIMINATION AND SEX-BASED HARASSMENT COMPLAINT PROCEDURES (New Administrative Regulation to LUSD, not yet formally adopted in LUSD)

4. The severity of the alleged sex discrimination or sex-based harassment, including whether the discrimination, if established, would require the removal of a respondent from campus or imposition of another disciplinary sanction to end the discrimination and prevent its recurrence
5. The age and relationship of the parties, including whether the respondent is an employee of the district
6. The scope of the alleged sex discrimination, including information suggesting a pattern; ongoing sex discrimination, including sex-based harassment; or sex discrimination, including sex-based harassment, alleged to have impacted multiple individuals
7. The availability of evidence to assist a decisionmaker in determining whether sex discrimination, including sex-based harassment, occurred
8. Whether the district could end the alleged sex discrimination, including sex-based harassment, and prevent its recurrence without initiating the Title IX grievance procedures

If, after considering these factors, the Title IX Coordinator determines that the alleged conduct presents an imminent and serious threat to the health and safety of the complainant or another person, or that the conduct as alleged prevents the district from ensuring equal access to a district program or activity on the basis of sex, the Title IX Coordinator may initiate a complaint.

If the Title IX Coordinator initiates a complaint, the Title IX Coordinator shall provide the alleged victim notice of the complaint as well as other notices as required by the Title IX regulations at specific points in the complaint process. The Title IX Coordinator shall also address reasonable concerns about the victim's safety or the safety of others, including providing supportive measures as described in "Supportive Measures" below, and taking other appropriate prompt and effective steps to ensure that sex discrimination, including sex-based harassment, does not continue or recur within the district. (34 CFR 106.44)

The Title IX Coordinator or designee, investigator, decisionmaker, other person who is responsible for implementing the district's grievance procedures or have the authority to modify or terminate supportive measures, or a facilitator of an informal resolution process shall not have a conflict of interest or bias for or against complainants or respondents generally or an individual complainant or respondent. Such persons shall receive training in accordance with 34 CFR 106.8. (34 CFR 106.44)

In order to ensure that employees are not barred from reporting information about conduct that

TITLE IX SEX DISCRIMINATION AND SEX-BASED HARASSMENT COMPLAINT PROCEDURES (New Administrative Regulation to LUSD, not yet formally adopted in LUSD)

reasonably may constitute sex discrimination under Title IX, including sex-based harassment, the Title IX Coordinator shall monitor the district for barriers to reporting and take steps reasonably calculated to address such barriers. (34 CFR 106.44, 106.45)

Supportive Measures

Upon receipt of a report of Title IX sex discrimination or sex-based harassment, the Title IX Coordinator or designee shall offer and coordinate supportive measures. Supportive measures may vary depending on what the district determines to be reasonably available and shall not unreasonably burden either the complainant or respondent. Supportive measures shall be provided without charging a fee to the complainant or respondent and be designed to protect the safety of the complainant, respondent, and the district's educational environment, and to provide support during any grievance procedures implemented as specified in 34 CFR 106.45 or informal resolution process as specified in 34 CFR 106.44. The district shall not impose such measures for punitive or disciplinary reasons. Supportive measures may include, but are not limited to, counseling; extensions of deadlines and other course- or work-related adjustment; changes in class, work, housing, or extracurricular or any other activity regardless of whether there is a comparable alternative; campus escort services; modifications of class or work schedules; mutual restrictions on contact; changes in class or work locations; leaves of absence; increased security; monitoring of certain areas of the campus; and, training and education programs related to sex-based harassment. (34 CFR 106.2, 106.44)

Unless there is an allegation of sex-based harassment or retaliation, the district may provide supportive measures without altering the alleged discriminatory conduct. (34 CFR 106.44)

Upon the conclusion of any grievance procedures implemented as specified in 34 CFR 106.45 or informal resolution process as specified in 34 CFR 106.44, the district may continue with the supportive measures, or modify or terminate such measures, as appropriate. (34 CFR 106.44)

The district shall provide a complainant or respondent for whom supportive measures have been implemented with a timely opportunity to seek, from an impartial employee with authority to modify or reverse the supportive measures, modification or reversal of the district's decision to provide, deny, modify, or terminate such measures, and to seek additional modification or termination of the supportive measures if circumstances materially change. (34 CFR 106.44)

The district shall not disclose information about supportive measures to any person other than the person to whom they apply, including informing one party of supportive measures provided to another party, unless the disclosure is necessary to providing the supportive measures, or restoring or preserving a party's access to the district's education program or activity. (34 CFR 106.44)

TITLE IX SEX DISCRIMINATION AND SEX-BASED HARASSMENT COMPLAINT PROCEDURES (New Administrative Regulation to LUSD, not yet formally adopted in LUSD)

Emergency Removal

If a district employee is the respondent, the employee may be placed on administrative leave during the pendency of the formal complaint process. (34 CFR 106.44)

If the respondent is a student, the district may, on an emergency basis, remove the student from the district's education program or activity, provided that the district conducts an individualized safety and risk analysis, determines that removal is justified due to an imminent and serious threat to the health or safety of a complainant or any student, employee, or other individual arising from the allegations, and provides the respondent with notice and an opportunity to challenge the decision immediately following the removal. This authority to remove a student does not modify a student's rights under the IDEA or Section 504 of the Rehabilitation Act of 1973. (34 CFR 106.44)

Dismissal of Complaint

The Title IX Coordinator or designee may dismiss a complaint if: (34 CFR 106.45)

1. The district is unable to identify the respondent after taking reasonable steps to do so
2. The respondent is not participating in the district's education program or activity and is not employed by the district
3. The district determines that the conduct alleged in the complaint, even if proven, would not constitute sex discrimination, including sex-based harassment, under Title IX

Before dismissing the complaint, the Title IX Coordinator shall make reasonable efforts to clarify the allegations with the complainant.

4. The complainant voluntarily withdraws any or all of the allegations in the complaint, the Title IX Coordinator declines to initiate a complaint, and the Title IX Coordinator determines that, without the complainant's withdrawn allegations, the conduct that remains alleged in the complaint, if any, would not constitute sex discrimination, including sex-based harassment, under Title IX, even if proven

The Title IX Coordinator shall determine whether to dismiss or investigate any complaint of sex discrimination, including sex-based harassment, within 10 days, unless such timeline is extended in accordance with this administrative regulation.

Upon dismissal, the Title IX Coordinator shall promptly notify the complainant of the dismissal and the reasons for the dismissal. Additionally, if the dismissal occurs after the respondent has been

TITLE IX SEX DISCRIMINATION AND SEX-BASED HARASSMENT COMPLAINT PROCEDURES (New Administrative Regulation to LUSD, not yet formally adopted in LUSD)

notified of the allegations, the Title IX Coordinator shall provide such notification to the respondent, which shall occur simultaneously to both parties if the notification is in writing. The Title IX Coordinator shall also inform the complainant, and the respondent if the dismissal occurs after the respondent has been notified of the allegations, of their right to appeal. Dismissals may be appealed on the following bases: (34 CFR 106.45)

1. A procedural irregularity that would change the outcome
2. New evidence that would change the outcome and that was not reasonably available when the dismissal was made
3. The Title IX Coordinator, investigator, or decisionmaker had a conflict of interest or bias for or against complainants or respondents generally or the individual complainant or respondent that would change the outcome

If the dismissal is appealed, the district shall: (34 CFR 106.45)

1. Notify the parties of any appeal, including notice of the allegations, if notice was not previously provided to the respondent
2. Implement appeal procedures equally for the parties
3. Ensure that the decisionmaker for the appeal did not take part in an investigation of the allegations or dismissal of the complaint
4. Ensure that the decisionmaker for the appeal has been trained consistent with the Title IX regulations
5. Provide the parties a reasonable and equal opportunity to make a statement in support of, or challenging, the outcome
6. Notify the parties of the result of the appeal and the rationale for the result

If a complaint is dismissed, the Title IX Coordinator or designee shall offer supportive measures as described above in "Supportive Measures" to the complainant. Additionally, the respondent shall be offered supportive measures if the complaint was dismissed because the complainant voluntarily withdrew any or all of the allegations in the complaint and the district determined that without the withdrawn allegations the conduct, even if proven, would not constitute sex discrimination, including sex-based harassment, under Title IX, or if the complaint was dismissed because the district determined, after taking reasonable efforts to clarify the allegations of the complaint, that the alleged conduct would not constitute sex discrimination, including sex-based harassment, even if proven. The Title IX Coordinator shall also take other appropriate prompt and effective steps to

TITLE IX SEX DISCRIMINATION AND SEX-BASED HARASSMENT COMPLAINT PROCEDURES (New Administrative Regulation to LUSD, not yet formally adopted in LUSD)

ensure that sex discrimination, including sex-based harassment, does not continue or recur within the district's education program or activity. (34 CFR 106.45)

If a complaint is dismissed, the conduct may still be addressed pursuant to Administrative Regulation 4030 - Nondiscrimination in Employment as applicable.

Informal Resolution Process

At any time prior to determining whether sex discrimination, including sex-based harassment, occurred under the complaint procedures specified in 34 CFR 106.45, the district may offer, if it is determined to be appropriate upon receiving information about conduct that reasonably may constitute sex discrimination under Title IX or when a complaint of sex discrimination is made, an informal resolution process, such as mediation, to the complainant and respondent. However, the district shall not offer an informal resolution process if the complaint alleges that an employee engaged in sex-based harassment of an elementary or secondary school student or that such process would conflict with federal, state, or local law. (34 CFR 106.44)

The district shall not require or pressure a party to participate in the informal resolution process, or to waive the right to an investigation and determination of a complaint as a condition of employment or continuing employment, or exercise of any other right. The district may decline to offer an informal resolution process including, but not limited to, when the district determines that the alleged conduct would present a future risk of harm to others. (34 CFR 106.44)

The district may facilitate an informal resolution process provided that the district, prior to initiating such process: (34 CFR 106.44)

1. Provides the parties with written notice disclosing the allegations; the requirements of the informal resolution process; the right to withdraw from the informal process and resume the formal complaint process; the inability to initiate or resume complaint procedures arising from the same allegations once the informal resolution process is concluded; the potential terms that may be requested or offered in an informal resolution agreement, including that the agreement would only be binding on the parties; and the information that the district will maintain and whether and how the district could disclose such information for use in Title IX grievance procedures if such procedures are initiated or resumed
2. Obtains the parties' voluntary consent to the informal resolution process

The Title IX Coordinator or designee shall ensure that the facilitator of the informal resolution process is not the same person as the investigator or decisionmaker of any ongoing or newly initiated complaint process specified in 34 CFR 106.45, does not have a conflict of interest or bias for or against complainants or respondents generally or an individual complainant or respondent, and receives training in accordance with 34 CFR 106.8. (34 CFR 106.44)

TITLE IX SEX DISCRIMINATION AND SEX-BASED HARASSMENT COMPLAINT PROCEDURES (New Administrative Regulation to LUSD, not yet formally adopted in LUSD)

If the district facilitates an informal resolution process, the Title IX Coordinator shall, to the extent necessary, take other appropriate prompt and effective steps to ensure that sex discrimination, including sex-based harassment, does not continue or recur within the district' education program or activity. (34 CFR 106.45)

Notice of Allegations

If the district initiates a formal Title IX investigation, the Title IX Coordinator or designee shall provide the known parties with written notice of the following: (34 CFR 106.45)

1. The district's complaint process, including any informal resolution process
2. Sufficient information, available at the time, to allow the parties to respond to the allegations, including, to the extent available, the identity of parties involved in the incident(s), the conduct allegedly constituting sex discrimination, including sex-based harassment, and the date(s) and location(s) of the alleged incident. Such notice shall be provided with sufficient time for the parties to prepare a response before any initial interview.

If, during the course of the investigation, new Title IX allegations arise about the complainant or respondent that are not included in the initial notice, the Title IX Coordinator shall provide notice of the additional allegations to the parties.

3. A statement that retaliation is prohibited
4. A statement that the parties are entitled to an equal opportunity to access the relevant and not otherwise impermissible evidence or an accurate description of such evidence, as specified

The above notice may also include the name of the investigator, facilitator of an informal process, and decisionmaker and shall inform the parties that, if at any time a party has concerns regarding conflict of interest or bias regarding any of these persons, the party should immediately notify the Title IX Coordinator or designee.

Consolidation of Complaints

The district may consolidate complaints of sex discrimination, including sex-based harassment, against more than one respondent; by more than one complainant against one or more respondents; or by one party against another party, when the allegations of sex discrimination, including sex-based harassment, arise out of the same facts or circumstances. (34 CFR 106.45)

TITLE IX SEX DISCRIMINATION AND SEX-BASED HARASSMENT COMPLAINT PROCEDURES (New Administrative Regulation to LUSD, not yet formally adopted in LUSD)

Investigation Procedures

The district shall provide for adequate, reliable, and impartial investigation of complaints. (34 CFR 106.45)

During the investigation process, the district's designated investigator shall: (34 CFR 106.45)

1. Provide an equal opportunity for the parties to present fact witnesses and other inculpatory and exculpatory evidence that is relevant and not otherwise impermissible
2. Review all evidence gathered through the investigation and determine which evidence is relevant and which evidence is impermissible regardless of relevance
3. Provide each party with an equal opportunity to access evidence that is relevant, and not otherwise impermissible, to the allegations of sex discrimination, including sex-based harassment, by:
 - a. Providing an equal opportunity to access either the relevant and not otherwise impermissible evidence or an accurate description of such evidence

If an accurate description is provided, the district shall, upon request of any party, provide the parties with an equal opportunity to access the relevant and permissible evidence.
 - b. Providing a reasonable opportunity to respond to the evidence or to the accurate description of the evidence
 - c. Taking reasonable steps to prevent and address the parties' unauthorized disclosure of information and evidence obtained solely through the grievance procedures
4. Take reasonable steps to protect the privacy of parties and witnesses which do not restrict the ability of the parties to obtain and present evidence, including, by speaking to witnesses; consulting with family members, confidential resources, or advisors; or otherwise preparing for or participating in the grievance procedures
5. Objectively evaluate all evidence that is relevant and not otherwise impermissible, including both inculpatory and exculpatory evidence, including that credibility determinations will not be based on a person's status as complainant, respondent, or witness
6. Exclude as impermissible the following types of evidence, and questions seeking that evidence:
 - a. Evidence that is protected under a privilege recognized by state or federal law or evidence that is provided to a confidential employee, unless the person to whom the

TITLE IX SEX DISCRIMINATION AND SEX-BASED HARASSMENT COMPLAINT PROCEDURES (New Administrative Regulation to LUSD, not yet formally adopted in LUSD)

privilege or confidentiality is owed has voluntarily waived the privilege

- b. A party's or witness's records that are made or maintained by a physician, psychologist, or other recognized professional or paraprofessional in connection with the provision of treatment to the party or witness, unless the district obtains that party's or witness's voluntary, written consent for use in its grievance procedures

Evidence that relates to the complainant's sexual interests or prior sexual conduct, unless evidence about the complainant's prior sexual conduct is offered to prove that someone other than the respondent committed the alleged conduct or is evidence about specific incidents of the complainant's prior sexual conduct with the respondent that is offered to prove consent to the alleged sex-based harassment.

The fact of prior consensual sexual conduct between the complainant and respondent does not by itself demonstrate or imply the complainant's consent to the alleged sex-based harassment or preclude determination that sex-based harassment occurred.

The district shall ensure that the decisionmaker is able to question parties and witnesses adequately to assess a party's or witness's credibility to the extent credibility is both in dispute and relevant to evaluating one or more allegations of sex-based harassment. (34 CFR 106.45)

If the complaint is against an employee, rights conferred under an applicable collective bargaining agreement shall be applied to the extent they do not conflict with the Title IX requirements.

The investigator shall complete the investigation within 30 days after the Title IX Coordinator determines to proceed with an investigation, unless such timeline is extended in accordance with this administrative regulation.

Written Decision

The Superintendent shall designate an employee as the decisionmaker to determine responsibility for the alleged conduct, who may be the Title IX Coordinator or designee or the investigator so long as there is no conflict of interest or bias. (34 CFR 106.45)

Following an investigation and evaluation of all relevant and not otherwise impermissible evidence, the district shall: (34 CFR 106.45)

1. Use the preponderance of the evidence standard of proof to determine whether sex discrimination, including sex-based harassment, has occurred
2. Notify the parties in writing of the determination of whether sex discrimination, including sex-based harassment, occurred

TITLE IX SEX DISCRIMINATION AND SEX-BASED HARASSMENT COMPLAINT PROCEDURES (New Administrative Regulation to LUSD, not yet formally adopted in LUSD)

The notification shall include the rationale for such determination and the procedures and permissible bases for the complainant and respondent to appeal, if applicable.

The written decision shall be issued within 60 days after the investigation is completed, unless such time is extended in accordance with this administrative regulation.

Appeal of the Decision

Either party may appeal the district's decision of a complaint or any allegation in the complaint. (34 CFR 106.45)

When conducting an appeal, the district shall follow the appeal process as specified in Administrative Regulation 4030 - Nondiscrimination in Employment.

Either party has the right to file a complaint with the U.S. Department of Education's Office for Civil Rights within 180 days of the date of the most recently alleged misconduct.

The complainant shall be advised of any civil law remedies, including, but not limited to, injunctions, restraining orders, or other remedies or orders that may be available under state or federal antidiscrimination laws, if applicable.

Extension of Timelines

Any timelines specified in this administrative regulation may be extended by the district for good cause, with written notice to the parties. The written notice shall specify the reasons for the extension. (34 CFR 106.45)

Remedies

When there is a determination that sex discrimination, including sex-based harassment, has occurred, the Title IX Coordinator shall coordinate the provision and implementation of remedies to the complainant and other persons the district identifies as having had equal access to the district's education program or activity limited or denied by sex discrimination, including sex-based harassment; coordinate the imposition of any disciplinary sanctions on a respondent as described in "Disciplinary Actions" below, including notification to the complainant of any such disciplinary sanctions; and take other appropriate prompt and effective steps to ensure that sex discrimination, including sex-based harassment, does not continue or recur within the district's education program or activity. (34 CFR 106.45)

Disciplinary Actions

TITLE IX SEX DISCRIMINATION AND SEX-BASED HARASSMENT COMPLAINT PROCEDURES (New Administrative Regulation to LUSD, not yet formally adopted in LUSD)

The district shall not impose any disciplinary sanctions or other actions against a respondent, other than supportive measures as described above in the section "Supportive Measures," until the complaint procedure has been completed and a determination of responsibility has been made. (34 CFR 106.44, 106.45)

When an employee is found to have committed sex discrimination, including sex-based harassment, or retaliation, the district shall take appropriate disciplinary action, up to and including dismissal, in accordance with applicable law and collective bargaining agreement.

The district shall not discipline a party, witness, or others participating in the grievance procedures for making a false statement or for engaging in consensual sexual conduct based solely on the district's determination of whether sex discrimination, including sex-based harassment, occurred. (34 CFR 106.45)

Record-Keeping

The Superintendent or designee shall maintain, for at least a period of seven years: (34 CFR 106.45)

1. For each complaint of sex discrimination, including sex-based harassment, records documenting any informal resolution process or formal investigation procedures
2. For each notification the Title IX Coordinator or designee receives of information about conduct that reasonably may constitute sex discrimination under Title IX, including sex-based harassment, records documenting the actions taken to fulfill the district's obligations as specified in 34 CFR 106.44, including supportive measures offered and implemented
3. All materials used to train district employees; the Title IX Coordinator and designee(s); investigator(s), decisionmaker(s), and other person(s) who are responsible for implementing the district's grievance procedures or have the authority to modify or terminate supportive measures; and any person who facilitates an informal resolution process

The district shall make such training materials available upon request by members of the public.

For complaints containing allegations of childhood sexual assault, the Superintendent or designee shall also indefinitely maintain the following: (Code of Civil Procedure 340.1):

1. A record of the allegation(s)
2. A record of the investigation procedures followed

TITLE IX SEX DISCRIMINATION AND SEX-BASED HARASSMENT COMPLAINT PROCEDURES (New Administrative Regulation to LUSD, not yet formally adopted in LUSD)

3. A record of the written determination
4. A record of the corrective action implemented, if any
5. A record of any appeals and the outcome of the same
6. All training materials addressing the prohibition and investigation of childhood sexual assault

Policy Reference Disclaimer:

These references are not intended to be part of the policy itself, nor do they indicate the basis or authority for the board to enact this policy. Instead, they are provided as additional resources for those interested in the subject matter of the policy.

State	Description
5 CCR 4600-4670	Uniform complaint procedures
5 CCR 4900-4965	Nondiscrimination in elementary and secondary educational programs receiving state or federal financial assistance
Civ. Code 1714.1	Liability of parent or guardian for act of willful misconduct by a minor
Civ. Code 51.9	Liability for sexual harassment: business, service and professional relationships
Ed. Code 200-270	Prohibition of discrimination
Ed. Code 48900	Grounds for suspension or expulsion
Ed. Code 48900.2	Additional grounds for suspension or expulsion: sexual harassment
Ed. Code 48985	Notices to parents in language other than English
Gov. Code 12950.1	Sexual harassment training
Federal	Description
20 USC 1092	Definition of sexual assault
20 USC 1221	Application of laws
20 USC 1681-1688	Title IX of the Education Amendments of 1972; discrimination based on sex
34 CFR 106.1-106.82	Nondiscrimination on the basis of sex in education programs
34 CFR 99.1-99.67	Family Educational Rights and Privacy

TITLE IX SEX DISCRIMINATION AND SEX-BASED HARASSMENT COMPLAINT PROCEDURES (New Administrative Regulation to LUSD, not yet formally adopted in LUSD)

34 USC 12291	Definition of dating violence, domestic violence, and stalking
42 USC 1983	Civil action for deprivation of rights
42 USC 2000d-2000d-7	Title VI, Civil Rights Act of 1964
42 USC 2000e-2000e-17	Title VII, Civil Rights Act of 1964, as amended
U.S. DOJ, FBI Publication	National Incident-Based Reporting System
Management Resources	Description
Court Decision	Reese v. Jefferson School District (2000, 9th Cir.) 208 F.3d 736
Court Decision	Davis v. Monroe County Board of Education (1999) 526 U.S. 629
Court Decision	Gebser v. Lago Vista Independent School District (1998) 524 U.S. 274
Court Decision	Oona by Kate S. v. McCaffrey (1998, 9th Cir.) 143 F.3d 473
Court Decision	Doe v. Petaluma City School District (1995, 9th Cir.) 54 F.3d 1447
Court Decision	Donovan v. Poway Unified School District (2008) 167 Cal.App.4th 567
Court Decision	Flores v. Morgan Hill Unified School District (2003, 9th Cir.) 324 F.3d 1130
Federal Register	Nondiscrimination on the Basis of Sex in Education Programs or Activities Receiving Federal Financial Assistance, April 29, 2024, Vol. 89, No. 83, pages 33474-33896
Website	U.S. Department of Justice, Federal Bureau of Investigation
Website	CSBA District and County Office of Education Legal Services
Website	CSBA
Website	California Department of Education
Website	U.S. Department of Education, Office for Civil Rights

Cross References

Code	Description
0410	Nondiscrimination In District Programs And Activities

TITLE IX SEX DISCRIMINATION AND SEX-BASED HARASSMENT COMPLAINT PROCEDURES (New Administrative Regulation to LUSD, not yet formally adopted in LUSD)

1312.3	Uniform Complaint Procedures
1312.3	Uniform Complaint Procedures
1312.3	Uniform Complaint Procedures
1312.3	Uniform Complaint Procedures
1313	Civility
3580	District Records
3580	District Records
3600	Consultants
4030	Nondiscrimination In Employment
4030	Nondiscrimination In Employment
4033	Lactation Accommodation
4117.7	Employment Status Reports
4118	Dismissal/Suspension/Disciplinary Action
4118	Dismissal/Suspension/Disciplinary Action
4119.11	Sex Discrimination and Sex-Based Harassment
4119.11	Sex Discrimination and Sex-Based Harassment
4131	Staff Development
4218	Dismissal/Suspension/Disciplinary Action
4218	Dismissal/Suspension/Disciplinary Action
4219.11	Sex Discrimination and Sex-Based Harassment
4219.11	Sex Discrimination and Sex-Based Harassment
4317.7	Employment Status Reports
4319.11	Sex Discrimination and Sex-Based Harassment
4319.11	Sex Discrimination and Sex-Based Harassment
5145.7	Sex Discrimination and Sex-Based Harassment
5145.7	Sex Discrimination and Sex-Based Harassment